FM

19

ROLL

20

File Microcopies of Records in the National Archives: No. 19

Roll 20

FIFTH CENSUS OF THE UNITED STATES

1830

POPULATION SCHEDULES

GEORGIA

Volume 5

THE NATIONAL ARCHIVES

Washington: 1945

INTRODUCTORY NOTE

In this microcopy are reproduced the population schedules of the Fifth Census (1830) of the United States. The schedules for each State or Territory comprise one or more volumes, and the volumes are arranged alphabetically by name of State or Territory and thereunder by volume number. Each volume has been photographed on a separate roll; Volume 1 of the Alabama schedules appears on Roll 1, and Volume 13 of the Virginia schedules appears on Roll 201, which closes the microcopy.

The 6 volumes that contain the schedules for the 76 counties of the State of Georgia then in existence are reproduced on Rolls 16-21 of the microcopy. Population data were separately returned for each county, and the schedules are arranged by county in alphabetical order. The first and last counties represented in each of the volumes are as follows:

Vol. 1 (Roll 16), Appling - Crawford
Vol. 2 (Roll 17), Decatur - Gwinnett
Vol. 3 (Roll 18), Habersham - Jones
Vol. 4 (Roll 19), Laurens - Muscogee
Vol. 5 (Roll 20), Newton - Tattnall
Vol. 6 (Roll 21), Telfair - Wilkinson

****

The backstrip of the fifth Georgia volume, microcopied on this roll, is labeled "Fifth / Census / 1830 / Population / Ga. / 5 / Newton / Oglethorpe / Pike / Pulaski / Putnam / Raben / Randolph / Richmond / Scriven / Talbot / Taliaferro / Tattnall." Schedules for the several counties listed on the backstrip begin on the following sheets:

Newton	1	Randolph	238
Oglethorpe ..	58	Richmond	252
Pike	105	Screven	298
Pulaski	135	Talbot	321
Putnam	169	Taliaferro ..	353
Rabun	221	Tattnall	370

The information in the schedules is presented under the names of heads of families and comprises, for each family, facts of the age-group distribution of its members (male and female), of race (including a distinction between free and slave negroes), and of physical disabilities. The only names that appear in the schedules, therefore, are the names of heads of families or of individuals who were not enumerated within a family or household unit.

Although several sets of page numbers may appear on the schedules, the only pagination that is consecutive throughout the volume is by sheet number; that is to say, one number is assigned to every two facing pages, although it may not always have been inscribed on both of them. The two facing pages must be read together to obtain all information respecting a particular family. Consequently, since the page size permits of filming only one page to the frame, it will be necessary to examine two frames of the microcopy with reference to each other.

References in the table of contents above are to sheet numbers, which are also used below in a suggested form of citation. Sheets 4, 61, 136-137, 148, 171, 195, 240, 294, 350, and 383 are blank and have not been photographed. The volume closes with sheet 384. Occasionally, affidavits attesting to the posting of the returns have been inscribed on or attached to the schedules, and these affidavits have been filmed as they occur in the volume.

In referring to this volume, scholars may wish to indicate that it is among the records of the Bureau of the Census in the National Archives. An appropriate form of citation of a sheet in the volume is the following: Fifth Census (1830), Georgia, 5: 121.

or Return by the Marshal of the ... District (or Territory) of ...

SLAVES. MALES. Of ten years of age	Under ten years of age	Of ten and under twenty-four	Of twenty-four and under thirty-six	Of thirty-six and under fifty-five	Of fifty-five and upwards	Of one hundred and upwards	SLAVES. FEMALES. Under ten years of age	Of ten and under twenty-four	Of twenty-four and under thirty-six	Of thirty-six and under fifty-five	Of fifty-five and upwards	Of one hundred and upwards	FREE COLORED PERSONS. MALES. Under ten years of age	Of ten and under twenty-four	Of twenty-four and under thirty-six	Of thirty-six and under fifty-five	Of fifty-five and upwards	Of one hundred and upwards	FREE COLORED PERSONS. FEMALES. Under ten years of age	Of ten and under twenty-four	Of twenty-four and under thirty-six	Of thirty-six and under fifty-five	Of fifty-five and upwards	Of one hundred and upwards	TOTAL.	WHITE PERSONS included in the foregoing. Under 14 years of age	14 and under 26	26 and under 45	45 and upwards	SLAVES AND COLORED PERSONS included in foregoing. Under 14 years of age	14 to 26	26, &c.	
Under 10	10 to 24	24 to 36	36 to 55	55 to 100	100, &c.	Under 10	10 to 24	24 to 36	36 to 55	55 to 100	100, &c.	Under 10	10 to 24	24 to 36	36 to 55	55 to 100	100, &c.	Under 10	10 to 24	24 to 36	36 to 55	55 to 100	100, &c.									
1	1	1				1	1	1																								
1	1					1	1

2

SCHEDULE of the whole number of Persons within the District allotted to

Names of Counties, Cities, Wards, Towns, Townships, Parishes, Precincts, Districts or Places.	NAMES of HEADS OF FAMILIES.	FREE WHITE PERSONS, (INCLUDING HEADS OF FAMILIES.)														FREE														SLAVES
		MALES.														FEMALES.														
		Under 5 years of age.	Of five and under ten.	Of ten and under fifteen.	Of fifteen and under twenty.	Of twenty and under thirty.	Of thirty and under forty.	Of forty and under fifty.	Of fifty and under sixty.	Of sixty and under seventy.	Of seventy and under eighty.	Of eighty and under ninety.	Of ninety and under one hundred.	Of one hundred and upwards.	Under five years of age.	Of five and under ten.	Of ten and under fifteen.	Of fifteen and under twenty.	Of twenty and under thirty.	Of thirty and under forty.	Of forty and under fifty.	Of fifty and under sixty.	Of sixty and under seventy.	Of seventy and under eighty.	Of eighty and under ninety.	Of ninety and under one hundred.	Of one hundred and upwards.	
		under 5	5 to 10	10 to 15	15 to 20	20 to 30	30 to 40	40 to 50	50 to 60	60 to 70	70 to 80	80 to 90	90 to 100	100, &c.	under 5	5 to 10	10 to 15	15 to 20	20 to 30	30 to 40	40 to 50	50 to 60	60 to 70	70 to 80	80 to 90	90 to 100	100, &c.	
Newton Pike	1	21	21	9	8	13	11	5	2	1					17	9	10	18	10	7	4	2	3						
	2	18	12	9	10	9	8	4	2	1					12	10	12	10	1	5	3	4							
	3	25	17	8	5	15	12	4	2		1				21	16	8	4	1	8	1	1	1	1					
	4	22	20	15	2	24	2	4	3						22	10	8	9	1	5	4	1							
	5	20	11	9	11	13	10	5							23	14	9	13	1	6	4	2	1						
	6	21	21	14	9	10	11	4		1					23	18	16	7	1	10	6	1							
	7	20	20	17	16	7	8	6	7	1		1			17	16	8	4	1	9	6	2		1					
	8	28	15	12	9	11	9	4	3	2	1				19	14	7	4	1	5	5	2	1						
	9	21	12	5	5	19	8			2	2				15	11	4	3	1	6	4	1	1						
	10	17	10	14	12	19	15	2							13	12	12	15	1	9	2	1	2	2					
	11	21	13	16	10	9	9	7	2						11	12	11	16	1	10	5	1							
	12	11	10	4	8	12	8	3	5	1	2				24	11	13	5	1	6	5	1	1	1					
	13	13	12	14	14	13	6	5	5	1	3				17	17	10	7	1	4	3	4	2						
	14	24	16	15	4	12	12	8	—	1					19	22	17	15	2	11	2	3	2	1					
	15	15	13	10	7	10	10	2	2		3	1			20	12	7	6	0	7	6	4	1					1	
	16	18	17	17	12	13	7	5	6	1		1			20	12	15	10	0	8	4	4	2						
	17	16	16	11	10	6	4	10	3		1				25	11	19	18	7	12	7		1						
	18	11	18	11	6	13	9	5	5	2					22	8	10	6	7	8	6	2	2						
	19	16	18	4	6	11	12	2	2			1			22	14	5	5	1	8	1	2	4	1					
	20	23	12	9	12	16	5	3	4	2					20	7	10	8	1	6	3	3	1						
	21	23	18	15	5	16	10	5	2	1					23	5	6	8	1	9	4	2	2					1	
	22	19	15	6	8	14	8	6			2				16	16	5	7	1	4	5	3		3					
	23	19	14	14	9	10	12	4	5	3	1				20	12	10	12	1	9	9	5	3	1	2				
	24	15	19	7	10	15	5	4	3	1	1	2			22	9	8	12	1	6	4	5	3	1	1				
	25	25	13	4	1	16	6	2	3	1	1	1	1		16	3	6	8	1	9	8	5	1	2					
	26	27	20	13	10	13	7	7	2	1					17	14	8	12	1	10	8	6	1	3					
	27	21	11	8	9	11	8	2	3	1	2				15	12	6	8	1	11	7	1	5	2	2				
		530	414	290	228	350	232	118	71	24	20	7	1		52[illegible]		260	2[illegible]	353	200	110	56	39	12	1	1			

Lewis H. Scarrett, Esq. Marshal of the [illegible] District (or Territory) of Georgia

SLAVES.													FREE COLORED PERSONS.												TOTAL.	WHITE PERSONS included in the foregoing.						SLAVES AND COLORED PERSONS, included in foregoing.					
MALES.							FEMALES.						MALES.						FEMALES.																	
Under ten years of age.	Of ten and under twenty-four.	Of twenty-four and under thirty-six.	Of thirty-six and under fifty-five.	Of fifty-five and under one hundred.	Of one hundred and upwards.	Under ten years of age.	Of ten and under twenty-four.	Of twenty-four and under thirty-six.	Of thirty-six and under fifty-five.	Of fifty-five and under one hundred.	Of one hundred and upwards.	Under ten years of age.	Of ten and under twenty-four.	Of twenty-four and under thirty-six.	Of thirty-six and under fifty-five.	Of fifty-five and under one hundred.	Of one hundred and upwards.	Under ten years of age.	Of ten and under twenty-four.	Of twenty-four and under thirty-six.	Of thirty-six and under fifty-five.	Of fifty-five and under one hundred.	Of one hundred and upwards.		Who are Deaf and Dumb, under fourteen years of age.	Who are Deaf and Dumb, of the age of fourteen and under twenty-five.	Who are Deaf and Dumb, of the age of twenty-five and upwards.	Who are blind.	ALIENS—Foreigners not naturalized.	Who are Deaf and Dumb, under fourteen years of age.	Who are Deaf and Dumb, of the age of fourteen and under twenty-five.	Who are Deaf and Dumb, of the age of twenty-five and upwards.	Who are blind.
under 10	10 to 24	24 to 36	36 to 55	55 to 100	100, &c.	under 10	10 to 24	24 to 36	36 to 55	55 to 100	100, &c.	under 10	10 to 24	24 to 36	36 to 55	55 to 100	100, &c.	under 10	10 to 24	24 to 36	36 to 55	55 to 100	100, &c.		under 14	14 to 25	25, &c.			under 14	14 to 25	25, &c.		
3	3	1	1			4	4	1		1														188										
1	2	2	1			11	8	6				1						2	1					188										
1	10	3		1		8	10	2		2														210										
1	1		1			2		2	1	1														174										
3	4	2	2			6	5	3		1														192										
5	2	3	2	1		9	1	3	1															215										
3	10		1	1		9	13	4	1			1	1			1		2		1		1		225										
2	1					5	4	2																182										
10	6	5	1	2		14	8	5		1														187	1									
18	12	14	4			20	16	12		2		1		1				2		1	1			273										
11	17	13	1	1		16	14	6		2		2												244										
22	23	10	5	3	1	24	19	13		2				1					1		1			278										
8	5	3		1		16	8	6		1														213	2		1							
13	10	2	4			10	11	5		3														256										
5	4	6	1			4	3			1														179										
23	22	6	1	1		30	17	11		3														304										
13	17	8	6	2	1	19	15	12		2														277										
7	5	2	2			2	6	1		1														177										
4	6	[redacted]	2	1		7	7	3																181		1		1			1			
6	5					5	7	2																182										
	4		1			5	2																	179										
33	24					25	21																	293										
24	25					25	27																	327	1									
5	4		2	1	1	2	7	3		2														192										
7	6					6	5	4																184										
18	18		12	1		19	28	7		3														294										
9	6	1		1		4	8	1		2					1					1				174										
354	252	165	97	45	3	387	274	137	28	38	1	1	3	1	2	1	2	4	2	2	3	1	1	5968	4	1	1	1	1	1				

SCHEDULE of the whole number of Persons within the Division allotted to

Name of County, City, Ward, Town, Township, Parish, Precinct, Hundred, or District.	NAMES of HEADS OF FAMILIES.	FREE WHITE PERSONS, (INCLUDING HEADS OF FAMILIES.) — MALES													FEMALES													
		Under five years of age.	Of five and under ten.	Of ten and under fifteen.	Of fifteen and under twenty.	Of twenty and under thirty.	Of thirty and under forty.	Of forty and under fifty.	Of fifty and under sixty.	Of sixty and under seventy.	Of seventy and under eighty.	Of eighty and under ninety.	Of ninety and under one hundred.	Of one hundred and upwards.	Under five years of age.	Of five and under ten.	Of ten and under fifteen.	Of fifteen and under twenty.	Of twenty and under thirty.	Of thirty and under forty.	Of forty and under fifty.	Of fifty and under sixty.	Of sixty and under seventy.	Of seventy and under eighty.	Of eighty and under ninety.	Of ninety and under one hundred.	Of one hundred and upwards.
		under 5	5 to 10	10 to 15	15 to 20	20 to 30	30 to 40	40 to 50	50 to 60	60 to 70	70 to 80	80 to 90	90 to 100	100, &c.	under 5	5 to 10	10 to 15	15 to 20	20 to 30	30 to 40	40 to 50	50 to 60	60 to 70	70 to 80	80 to 90	90 to 100	100, &c.
	Newton Carr forwarded	530	414	290	228	350	232	118	71	24	20	7	1		514	329	260	247	353	200	110	56	39	12	4	1	2
	Page 28	10	12	9	6	10	7	5	3	3	1				15	13	13	17	10	7	5	4	2				1
	29	14	16	10	8	6	10	8	4						18	16	20	14	11	9	6	4	1				
	30	18	16	11	7	14	5	4	3	3					15	12	3	3	9	8	5	3	1			1	
	31	17	10	9	4	12	6	3	3	3					20	10	5	11	12	7	4	3					
	32	14	16	11	7	14	7	5	3	1					21	11	9	6	12	5	6	4	2	1			
	33	15	9	8	8	15	5	4	2	1	1				16	11	7	8	13	8	2	3	2				
	34	26	11	7	6	17	9	1	1	2	2				18	8	5	6	15	7	3	3					
	35	18	16	13	3	19	5	6	3	1		1			20	10	7	5	14	6	5	1	3	1			
	36	6	10	6	6	14	2	6	1	3	2				13	3	2	5	8	5	6	2	3	2			
	37	19	14	20	13	7	8	5	3	1	2	1			12	9	10	14	9	10	4	2	1	1			
	38	28	11	15	9	16	6	2	6	1		1			10	10	5	9	14	8	3	5	1				
	39	21	15	13	6	9	14	3	2	2					18	15	7	8	14	4	5	3		2			
	40	22	10	14	8	16	8	3		1	1				19	17	9	8	9	11	2	1	1				
	41	16	17	6	9	15	9	3	1	1	1				28	15	4	9	17	5	3	1	1	1			
	42	22	17	10	6	12	9	6	1						16	13	11	7	15	7	6		2	2			
	43	12	19	9	9	16	10	4	3	1					17	7	9	6	14	8	4	3	2				
	44	11	14	9	8	17	6	1	3	1	2	1			23	23	7	4	14	7	2	3	4	1	1		
	45	14	18	9	7	12	5	8	3	2					10	11	16	7	9	8	3	5		1			
	46	8	16	12	3	13	6	8	3	1					10	15	7	14	12	5	4	2	1				
	47	20	18	6	7	14	10	5	3						23	14	9	10	12	6	4	3	1				
	48	22	15	10	9	10	8	5	2	1			2		19	14	10	7	14	6	2	2	2	3	1		
	49	16	14	13	6	7	13	4	4	1	1				16	20	13	6	15	6	2	5		1			
	50	26	16	11	4	10	7	8	1	4	1				14	21	13	8	10	10	1	4	1	3			
	51	9	10	7	9	6	5	5	5	1	1				15	9	9	5	7	5	2						
		965	754	538	396	659	412	230	134	58	35	11	3		920	637	481	450	643	370	202	124	70	34	2	3	3
		933													933												

District (or Territory) of

SLAVES.													WHITE COLORED PERSONS.												TOTAL.	WHITE PERSONS included in this foregoing.					SLAVES AND COLORED PERSONS included in foregoing.					
MALES.							FEMALES.						MALES.						FEMALES.																	
Under ten years of age.	Of ten and under twenty-four.	Of twenty-four and under thirty-six.	Of thirty-six and under fifty-five.	Of fifty-five and under one hundred.	Of one hundred and upwards.		Under ten years of age.	Of ten and under twenty-four.	Of twenty-four and under thirty-six.	Of thirty-six and under fifty-five.	Of fifty-five and under one hundred.	Of one hundred and upwards.	Under ten years of age.	Of ten and under twenty-four.	Of twenty-four and under thirty-six.	Of thirty-six and under fifty-five.	Of fifty-five and under one hundred.	Of one hundred and upwards.		Who are Deaf and Dumb, under fourteen years of age.	Who are Deaf and Dumb, of the age of fourteen and under twenty-five.	Who are Deaf and Dumb, of twenty-five and upwards.	Who are blind.	All Negroes and mulattoes.		Who are Deaf and Dumb, under fourteen years of age.	Who are Deaf and Dumb, of the age of fourteen and under twenty-five.	Who are Deaf and Dumb, of the age of twenty-five and upwards.	Who are blind.	
under 10	10 to 24	24 to 36	36 to 55	55 to 100	100, &c.		under 10	10 to 24	24 to 36	36 to 55	55 to 100	100, &c.	under 10	10 to 24	24 to 36	36 to 55	55 to 100	100, &c.		under 14	14 to 25	25, &c.				under 14	14 to 25	25, &c.		
275	252	123	62	15	3	307	274	137	61	28		3	1	2		2		6	2	2	3	1		5968	4	1		1		1			1	
5	3	2	1	1		6	6	3	1	1														190										
19	24	5	3	1		13	15	11	2	2														270										
20	22	6	4	1		15	23	15	6	4														257										
9	7	4	3	1		8	8	6	1	2														188										
17	21	8	3			17	12	8	1											1				243										
5	5	1	3	1		3	10	4	3	1														174										
15	9	1	2			7	5	6	3	1														201										
13	11	4	3	1		11	12	5	4															223										
16	8	2				16	8	7	1	1														177										
5	11	2	1	1		8	6	5	2	1														206										
12	9	8	4	1		12	12	6	3															225										
5	5		1	3		5	14	3	1															198										
8	8	4	4			11	12	6	3															216										
15	14	5	3	1		14	10	3	3															230										
13	10	8				9	8	6	2		1													220										
12	9	3	2			12	14	5	3															213										
13	9	3	3			12	9	4	2															217										
28	28	11	6	1		35	23	16	7	1														309										
12	18	6	2	3		15	9	6	2															229										
7	11	5				7	5	3	4	2														209										
8	9	4	2			6	9	4	1	1														210										
5	8	1	2			3	5	3	1															187										
12	6	3	1			6	7	4	3															219										
16	10	6	3	1		7	2	6	2													1		176										
13	527	225	118	32	3	365	318	232	122	45	1	3	1	2		2		6	2	3	3	2		11155	4	1		1		1			1	

5

SCHEDULE of the whole number of Persons within the Division allotted to Fort H

Name of County, City, Ward, Town, Township, Parish, Precinct, Hundred, or District. (Newton)	NAMES OF HEADS OF FAMILIES. b	FREE WHITE PERSONS, (INCLUDING HEADS OF FAMILIES.) MALES. Under five years of age. under 5	Of five and under ten. 5 to 10	Of ten and under fifteen. 10 to 15	Of fifteen and under twenty. 15 to 20	Of twenty and under thirty. 20 to 30	Of thirty and under forty. 30 to 40	Of forty and under fifty. 40 to 50	Of fifty and under sixty. 50 to 60	Of sixty and under seventy. 60 to 70	Of seventy and under eighty. 70 to 80	Of eighty and under ninety. 80 to 90	Of ninety and under one hundred. 90 to 100	Of one hundred and upwards. 100, &c.	FEMALES. Under five years of age. under 5	Of five and under ten. 5 to 10	Of ten and under fifteen. 10 to 15	Of fifteen and under twenty. 15 to 20	Of twenty and under thirty. 20 to 30	Of thirty and under forty. 30 to 40	Of forty and under fifty. 40 to 50	Of fifty and under sixty. 50 to 60	Of sixty and under seventy. 60 to 70	Of seventy and under eighty. 70 to 80	Of eighty and under ninety. 80 to 90	Of ninety and under one hundred. 90 to 100	Of one hundred and upwards. 100, &c.
	Farr H. Frammel	2	1		1		1										2			1							
	Elisha Turner		1		1	1									1			1									
	Larkin Turner						1											1									
	Norner Lewis	1	1				1								2	1		1					1				
	Richard Stanfield			2					1									2	1			1					
	James Rice					1												1									
	Leonard Sparks		1		1		2								1	3	1	2		1							
	Archibald E. Lard	3	1		1		1									1				1							
	William Rice	1	1	1		2		1							1	1	1	1	1	1							
	Thomas Childers	1	1			1									2				1		1						
	Gabriel Wallis	2						1								1			1								
	Benjamin Thrower					1									3				1	1							
	Mansfield Gray	1	1				1								1				1								
	Robert Hamlin	1			1	1													1								
	Ensley Stiedael					1				1								1									
	Peter Potts	2	1				1											1		1							
	Levin Sparks		1					1							1		1				1		1				
	Matthew Sparks					1	1								2			1					1				
	Joseph Henderson	1		2	1				1							1	1	1	1		1						
	Beleam W. Elman	1			1	1											1		1								
	Henry Niles	1	1			1													1								
	Elias Hill	3	1	1			1									1	1	2		1		1					
	Solomon Coker		3	1	1			1									1	1									
	Abijah Overton					1												1									
	Mercer Rhodes	1	2	2		1		1							1			1									
	David Nix		1				1								2		1				1						
		21	21	9	5	13	11	5	2	1					17	9	10	15	10	7	4	2	3				

Returned by the Marshal of the [illegible] District (or Territory) of Georgia 9

5

SLAVES.													FREE COLORED PERSONS.												TOTAL.	WHITE PERSONS included in the foregoing.				SLAVES AND COLORED PERSONS, included in foregoing.			
MALES.						FEMALES.							MALES.						FEMALES.													
Under 10 years of age.	10 to 24.	24 to 36.	36 to 55.	55 to 100.	100, &c.	Under ten years of age.	Of ten and under twenty-four.	Of twenty-four and under thirty-six.	Of thirty-six and under fifty-five.	Of fifty-five and under one hundred.	Of one hundred and upwards.		Under ten years of age.	Of ten and under twenty-four.	Of twenty-four and under thirty-six.	Of thirty-six and under fifty-five.	Of fifty-five and under one hundred.	Of one hundred and upwards.	Under ten years of age.	Of ten and under twenty-four.	Of twenty-four and under thirty-six.	Of thirty-six and under fifty-five.	Of fifty-five and under one hundred.	Of one hundred and upwards.		Who are Deaf and Dumb, under fourteen years of age.	Who are Deaf and Dumb, of the age of fourteen and under twenty-five.	Who are Deaf and Dumb, twenty-five and upwards.	Who are blind.	Who are Deaf and Dumb, under fourteen years of age.	Who are Deaf and Dumb, of the age of fourteen and under twenty-five.	Who are Deaf and Dumb, of the age of twenty-five and upwards.	Who are blind.
																										ADDEND—Foreigners not naturalized.							
5	3		1			1	2	1																	1	9						
																										2						
																										2						
																										5						
																										1						
																										2						
																										2						
																										1	2						
																										1						
																										1	1					
						3	2																			1	1					
																										1						
																										5						
																										6						
																										3						
																										1						
																										5						
																										6						
																										6						
																										6						
																										1	1					
																										5						
																										1						
																										1	2					
																										8						
																										2						
																										9						
																										6						
5	3		1			4	4	1		1																~~189~~ 188							

(No. 4.)

6

SCHEDULE of the whole number of Persons within the Division allotted to Face 7

Name of County, City, Ward, Town, Township, Parish, Precinct, Hundred, or District. Newton	NAMES OF HEADS OF FAMILIES.	FREE WHITE PERSONS, (INCLUDING HEADS OF FAMILIES.) MALES. Under five years of age. under 5	Of five and under ten. 5 to 10	Of ten and under fifteen. 10 to 15	Of fifteen and under twenty. 15 to 20	Of twenty and under thirty. 20 to 30	Of thirty and under forty. 30 to 40	Of forty and under fifty. 40 to 50	Of fifty and under sixty. 50 to 60	Of sixty and under seventy. 60 to 70	Of seventy and under eighty. 70 to 80	Of eighty and under ninety. 80 to 90	Of ninety and under one hundred. 90 to 100	Of one hundred and upwards. 100, &c.	FEMALES. Under five years of age. under 5	Of five and under ten. 5 to 10	Of ten and under fifteen. 10 to 15	Of fifteen and under twenty. 15 to 20	Of twenty and under thirty. 20 to 30	Of thirty and under forty. 30 to 40	Of forty and under fifty. 40 to 50	Of fifty and under sixty. 50 to 60	Of sixty and under seventy. 60 to 70	Of seventy and under eighty. 70 to 80	Of eighty and under ninety. 80 to 90	Of ninety and under one hundred. 90 to 100	Of one hundred and upwards. 100, &c.
	Elathan D. Walker	2	2	1	1		1								1	1	2			1							
	Delaney Allen			1			1								2	1		1	1								
	James S. Trimble					1																					
	Bunchaff Paris Sig		1		2		1								1	1	1	1			1						
	William Wood	1	1					1								1	1			1							
	Mathew Smith		1	1			1										2				1						
	Mary Davis			1															1			1					
	Evan Rayland				1													1									
	Isaac Chapell						1									1	1	1				1					
	John Bowen	1					1												1								
	William Martin	1				1												1									
	James Lackey			2					1							2		1		1							
	George Vere						1									1		1				1					
	Thomas Davis	1				1												1									
	John Pritchell	2	2					1							2				1								
	Lemuel Wynne	1	1	1				1								1	1		1								
	Esther Hamby		1		2												2				1						
	Isaac Hamby	1				1												1									
	Michael Smith	1	1					1							1		1			1							
	John B. White					2									1				1								
	John A. Maddox	1			1										2	1			2								
	John R. Martin	1			1	1	1												1								
	Joel Holcomb		1	1	2				1										1			1					
	John Holcomb	2	1	1			1			1					1		1			1							
	Isaac N. Hollings	2				1									1				1								
	Samuel Wood	1				1												1									
		18	12	9	10	9	5	4	2	1					12	10	12	10	11	5	3	4					

Trammell of the by the Marshal of the District (or Territory) of Georgia 11

6

SLAVES. Males: Under ten years of age (under 10)	Males: Of ten and under twenty-four (10 to 24)	Males: Of twenty-four and under thirty-six (24 to 36)	Males: Of thirty-six and under fifty-five (36 to 55)	Males: Of fifty-five and under one hundred (55 to 100)	Males: Of one hundred and upwards (100, &c.)	Females: Under ten years of age (under 10)	Females: Of ten and under twenty-four (10 to 24)	Females: Of twenty-four and under thirty-six (24 to 36)	Females: Of thirty-six and under fifty-five (36 to 55)	Females: Of fifty-five and under one hundred (55 to 100)	Females: Of one hundred and upwards (100, &c.)	FREE COLORED PERSONS. Males: Under ten years of age (under 10)	Males: Of ten and under twenty-four (10 to 24)	Males: Of twenty-four and under thirty-six (24 to 36)	Males: Of thirty-six and under fifty-five (36 to 55)	Males: Of fifty-five and under one hundred (55 to 100)	Males: Of one hundred and upwards (100, &c.)	Females: Under ten years of age (under 10)	Females: Of ten and under twenty-four (10 to 24)	Females: Of twenty-four and under thirty-six (24 to 36)	Females: Of thirty-six and under fifty-five (36 to 55)	Females: Of fifty-five and under one hundred (55 to 100)	Females: Of one hundred and upwards (100, &c.)	TOTAL.	WHITE PERSONS included in the foregoing. Who are Deaf and Dumb, under fourteen years of age (under 14)	Who are Deaf and Dumb, of the age of fourteen and under twenty-five (14 to 25)	Who are Deaf and Dumb, of twenty-five and upwards (25, &c.)	Who are blind	ALIENS—Foreigners not naturalized	SLAVES AND COLORED PERSONS, included in foregoing. Who are Deaf and Dumb, under fourteen years of age (under 14)	Who are Deaf and Dumb, of the age of fourteen and under twenty-five (14 to 25)	Who are Deaf and Dumb, of twenty-five and upwards (25, &c.)	Who are blind
3			1			2		1																1 9									
						1		1																9									
1						1	1																	4									
	1						1	1																1 1									
																								6									
			1				1																	X 8									
			1				1																	5									
								1																3									
2						1	1	1																5									
																								8									
																								3									
5	1	2	1			6	2	2																2 6									
																								4									
																								3									
																								8									
																								7									
																								6									
																								3									
												1						2	1					1 6									
																								4									
																								7									
																								4									
																								7									
																								9									
																								5									
							1																	4									
11	2	2	4			11	8	6				1						2	1					~~187~~ 188									

(No. 4.)

7

SCHEDULE of the whole number of Persons within the Division allotted to

Names of County, City, Ward, Town, Township, Parish, Presinct, Hundred, or District.	NAMES OF HEADS OF FAMILIES.	FREE WHITE PERSONS, (INCLUDING HEADS OF FAMILIES.) MALES. Under five years of age.	Of five and under ten.	Of ten and under fifteen.	Of fifteen and under twenty.	Of twenty and under thirty.	Of thirty and under forty.	Of forty and under fifty.	Of fifty and under sixty.	Of sixty and under seventy.	Of seventy and under eighty.	Of eighty and under ninety.	Of ninety and under one hundred.	Of one hundred and upwards.	FEMALES. Under five years of age.	Of five and under ten.	Of ten and under fifteen.	Of fifteen and under twenty.	Of twenty and under thirty.	Of thirty and under forty.	Of forty and under fifty.	Of fifty and under sixty.	Of sixty and under seventy.	Of seventy and under eighty.	Of eighty and under ninety.	Of ninety and under one hundred.	Of one hundred and upwards.
		under 5	5 to 10	10 to 15	15 to 20	20 to 30	30 to 40	40 to 50	50 to 60	60 to 70	70 to 80	80 to 90	90 to 100	100, &c.	under 5	5 to 10	10 to 15	15 to 20	20 to 30	30 to 40	40 to 50	50 to 60	60 to 70	70 to 80	80 to 90	90 to 100	100, &c.
	John Hutchens	1				1													1								
	Elisha H. Hallings						1								1				1								
	John Edwards					1									1				1								
	Thomas Nelms	2	1				1									1				1							
	Thomas S. Melton	1	1	2			1								1	2				1							
	James B. Zachry	2	2				1								1				1								
	John Martin					2			1						2	1	1				1			1			
	Thomas J. Gray				1	1	1								2	1			1								
	Mark Polson					1	1											1									
	George Hearn		1				1	1							2	1				1							
	Judah Smith		1	1	1	1																1					
	Jeremiah Matthews				1						1												1				
	Cary Matthews	2	1			1									2	1			1								
	Lewis M. Matthews	2				1													1								
	Barnabas Pacey Jr	2	1			1									1				1								
	William Tomlin		1	2	1			1							1	1	1	1		1							
	Reubin Johnson	2					1									2	1		1								
	William Lockwell		3	2		1		1								1	2	1		1							
	William Morgan	3				1										1			1								
	Matthew W. Grace	2				1	1									1	1	1	1								
	Daniel Tucker			1	1			1	1											1							
	Samuel Pole		2				1								3	1			1								
	John Pole	2	1			1									1				1								
	Thomas Walls	1	1				1								2	1	2			1							
	Asa Powell	1	1				1								1	1			1								
	Littleberry Branan	2				1														1							
		25	17	8	5	15	12	4	2		1				21	16	8	4	14	8	1	1	1	1			

of by the Marshal of the [illegible] District (or Territory) of [illegible]

13

SLAVES.												FREE COLORED PERSONS.												WHITE PERSONS included in the foregoing.					SLAVES AND COLORED PERSONS, included in foregoing.			TOTAL.
MALES.						FEMALES.						MALES.						FEMALES.														
Under ten years of age.	Of ten and under twenty-four.	Of twenty-four and under thirty-six.	Of thirty-six and under fifty-five.	Of fifty-five and under one hundred.	Of one hundred and upwards.	Under ten years of age.	Of ten and under twenty-four.	Of twenty-four and under thirty-six.	Of thirty-six and under fifty-five.	Of fifty-five and under one hundred.	Of one hundred and upwards.	Under ten years of age.	Of ten and under twenty-four.	Of twenty-four and under thirty-six.	Of thirty-six and under fifty-five.	Of fifty-five and under one hundred.	Of one hundred and upwards.	Under ten years of age.	Of ten and under twenty-four.	Of twenty-four and under thirty-six.	Of thirty-six and under fifty-five.	Of fifty-five and under one hundred.	Of one hundred and upwards.	Who are Deaf and Dumb, under fourteen years of age.	Who are Deaf and Dumb, of the age of fourteen and under twenty-five.	Who are Deaf and Dumb, of twenty-five and upwards.	Who are Blind.	ALIENS—Foreigners, not naturalized.	Who are Deaf and Dumb, under fourteen years of age.	Who are Deaf and Dumb, of the age of fourteen and under twenty-five.	Who are Deaf and Dumb, of twenty-five and upwards.	
under 10	10 to 24	24 to 36	36 to 55	55 to 100	100, &c.	under 10	10 to 24	24 to 36	36 to 55	55 to 100	100, &c.	under 10	10 to 24	24 to 36	36 to 55	55 to 100	100, &c.	under 10	10 to 24	24 to 36	36 to 55	55 to 100	100, &c.	under 14	14 to 25	25, &c.			under 14	14 to 25	25, &c.	
						1																										3
1	2																															3
																																3
																																6
2	3	1				2	2	1																								1
1	2					5	1																									1
		2					1	1																								5
3	1						1																									1
																																5
	1						1		1																							1
																																5
																																1
																																1
																																5
																																1
																																5
																																1
																																1
																																5
																																1
																																1
																																7
																																2
																																6
																																9
																																5
																																8
																																6
																																9
																																10
																																1
1						1	2																									
11	10	3				8	10	2		2																						210

(No. 4.)

8

SCHEDULE of the whole number of Persons within the Division allotted to

Name of County, City, Ward, Town, Township, Parish, Precinct, Hundred or District.	NAMES of HEADS OF FAMILIES.	FREE WHITE PERSONS, (INCLUDING HEADS OF FAMILIES.)																										
		MALES.													FEMALES.													
		Under five years of age.	Of five and under ten.	Of ten and under fifteen.	Of fifteen and under twenty.	Of twenty and under thirty.	Of thirty and under forty.	Of forty and under fifty.	Of fifty and under sixty.	Of sixty and under seventy.	Of seventy and under eighty.	Of eighty and under ninety.	Of ninety and under one hundred.	Of one hundred and upwards.	Under five years of age.	Of five and under ten.	Of ten and under fifteen.	Of fifteen and under twenty.	Of twenty and under thirty.	Of thirty and under forty.	Of forty and under fifty.	Of fifty and under sixty.	Of sixty and under seventy.	Of seventy and under eighty.	Of eighty and under ninety.	Of ninety and under one hundred.	Of one hundred and upwards.
		under 5	5 to 10	10 to 15	15 to 20	20 to 30	30 to 40	40 to 50	50 to 60	60 to 70	70 to 80	80 to 90	90 to 100	100, &c.	under 5	5 to 10	10 to 15	15 to 20	20 to 30	30 to 40	40 to 50	50 to 60	60 to 70	70 to 80	80 to 90	90 to 100	100, &c.
	Jesse M. Mellow	1				1									2	1			1								
	Sarah Wesley		1		1	1												1			1						
	Sherrard Harper	2		2	1	1			1						2	1	1	1			1						
	Elijah Brooks			1		1			1								2	1	1		1						
	James S. Hamby					1												1									
	Riley Allen	1				1											1		1								
	John Vale	2	1			1													1								
	Bartlett Thomason	1	2			1									2	1	2		1								
	Absalom Thomason	1	2			1													1								
	Harry Smith	1	1			1									1				1								
	William B. Walters					2											1										
	John Hodgens	2				1									1			1									
	John Allman	1	2			1									2	1		1	1								
	Readom Rogers	1	3	2			1								1	3	1			1							
	Thomas M. Harris	2				1									2				1								
	John Harper					1																					
	Abner Bradley	1	1	1				1							1	1				1							
	Readom Daniel	2				1									2				1								
	Charles Clarke	1	1	2				1							1	1				1							
	Master Daniel					2																					
	Thomas Allman	2	2	2				1							1				1								
	John Leonard		1	1			1								3	1			1								
	Elihew Sparks	1	1			1													1								
	Readom Winnifield	1	1	2		2			1									1				1					
	Leroy Oglesby			1		1		1										1	1		1						
	Lucy Carolin		1	1														1		1							
		22	20	15	2	24	2	3	3						22	16	5	4	14	3	4	1					1

of the Marshal of the [illegible] District (or Territory) of [illegible]

8

SLAVES.														FREE COLORED PERSONS.																WHITE PERSONS included in the foregoing.					SLAVES AND COLORED PERSONS, included in foregoing.					TOTAL.
MALES.						FEMALES.						MALES.						FEMALES.																				
Under 10 years of age.	10 to 24	24 to 36	36 to 55	55 to 100	100, &c.	Under 10 years of age.	10 to 24	24 to 36	36 to 55	55 to 100	100, &c.	Under 10 years of age.	10 to 24	24 to 36	36 to 55	55 to 100	100, &c.	Under 10 years of age.	10 to 24	24 to 36	36 to 55	55 to 100	100, &c.	Who are Slaves.	Who are Blind, and Deaf and Dumb, of the age of twenty-five and upwards.	Who are Deaf and Dumb, of the age of fourteen and under twenty-five.	Who are Deaf and Dumb, under fourteen years of age.	ALIENS—Foreigners not naturalized.	Who are blind.	Who are Deaf and Dumb, of the age of twenty-five and upwards.	Who are Deaf and Dumb, of the age of fourteen and under twenty-five.	under 14	14 to 25	25, &c.	Who are Deaf and Dumb, of the age of twenty-five and upwards.	Who are Deaf and Dumb, of the age of fourteen and under twenty-five.	Who are Deaf and Dumb, under fourteen years of age.	under 14	14 to 25	25, &c.	
																																						6
																																						5
																																						1
																																						4
																																						2
																																						1
																																						2
																																						4
1						1																																5
																																						6
																																						5
																																						6
																																						6
																																						1
1						1																																6
																																						9
																																						3
																																						6
																																						2
																																						7
																																						6
1						1																																6
																																						2
																																						9
																																						5
																																						4
																																						9
																																						6
																																						1
1	1					2	2	1	1																													174

(No. 2.)

9

SCHEDULE of the whole number of Persons within the Division allotted to

| Name of County, City, Ward, Town, Township, Parish, Precinct, Hundred, or District. | NAMES of HEADS OF FAMILIES. | FREE WHITE PERSONS, (INCLUDING HEADS OF FAMILIES.) | | |

or by the Marshal of the [illegible] District (or Territory) of [illegible]

SLAVES.														FREE COLORED PERSONS.												TOTAL.	WHITE PERSONS included in the foregoing.			SLAVES AND COLORED PERSONS, included in foregoing.	
MALES.							FEMALES.							MALES.						FEMALES.												
Under ten years of age.	Of ten and under twenty-four.	Of twenty-four and under thirty-six.	Of thirty-six and under fifty-five.	Of fifty-five and under one hundred.	Of one hundred and upwards.	

SCHEDULE of the whole number of Persons within the Division allotted to

FREE WHITE PERSONS.

| NAMES OF HEADS OF FAMILIES. | | |

by the Marshal of the District (or Territory) of 19 10

SLAVES.

MALES.

Under 10 | 10 to 24 | 24 to 36 | 36 to 55 | 55 to 100 | 100, &c

Under ten years of age.

Of ten and under twenty-four.

Of twenty-four and under thirty-six.

Of thirty-six and under fifty-five.

Of fifty-five and one hundred.

Of one hundred and upwards.

FEMALES

Under 10 | 10 to 24 | 24 to 36 | 36 to 55 | 55 to 100 | 100, &c

FREE COLORED PERSONS.

MALES

Under 10 | 10 to 24 | 24 to 36 | 36 to 55 | 55 to 100 | 100, &c

FEMALES

Under 10 | 10 to 24 | 24 to 36 | 36 to 55 | 55 to 100 | 100, &c

WHITE PERSONS, included in the foregoing

SLAVES AND COLORED PERSONS, included in foregoing

Who are deaf and dumb

Who are deaf and dumb under the age of twenty-five years

Who are blind

Who are both deaf and dumb and blind

AGED persons

TOTAL.

| | | |

(No. 4.)

11

SCHEDULE of the whole number of Persons within the Division allotted to

FREE WHITE PERSONS. (INCLUDING HEADS OF FAMILIES.)

Name of County, City, Ward, Town, Township, Parish, Precinct, Hundred, or District.	NAMES of HEADS OF FAMILIES.	MALES: Under 5 years of age	MALES: 5 and under 10	MALES: 10 and under 15	MALES: 15 and under 20	MALES: 20 and under 30	MALES: 30 and under 40	MALES: 40 and under 50	MALES: 50 and under 60	MALES: 60 and under 70	MALES: 70 and under 80	MALES: 80 and under 90	MALES: 90 and under 100	MALES: 100 and upwards	FEMALES: Under 5 years of age	FEMALES: 5 and under 10	FEMALES: 10 and under 15	FEMALES: 15 and under 20	FEMALES: 20 and under 30	FEMALES: 30 and under 40	FEMALES: 40 and under 50	FEMALES: 50 and under 60	FEMALES: 60 and under 70	FEMALES: 70 and under 80	FEMALES: 80 and under 90	FEMALES: 90 and under 100	FEMALES: 100 and upwards

by the Marshal of the District (or Territory) of

21 11

SLAVES.												FREE COLORED PERSONS.												WHITE PERSONS included in the foregoing	SLAVES AND COLORED PERSONS, included in foregoing	TOTAL.
MALES.							FEMALES.					MALES.							FEMALES.							
Under ten years of age.	Of ten and under twenty-four.	Of twenty-four and under thirty-six.	Of thirty-six and under fifty-five.	Of fifty-five and upwards.	One hundred and upwards.		Under ten years of age.	Of ten and under twenty-four.	Of twenty-four and under thirty-six.	Of thirty-six and under fifty-five.	Of fifty-five and upwards.	Under ten years of age.	Of ten and under twenty-four.	Of twenty-four and under thirty-six.	Of thirty-six and under fifty-five.	Of fifty-five and upwards.	One hundred and upwards.		Under ten years of age.	Of ten and under twenty-four.	Of twenty-four and under thirty-six.	Of thirty-six and under fifty-five.	Of fifty-five and upwards.	One hundred and upwards.				
Under 10	10 to 24	24 to 36	36 to 55	55 to 100	100, &c		Under 10	10 to 24	24 to 36	36 to 55	55 to 100	Under 10	10 to 24	24 to 36	36 to 55	55 to 100	100, &c		Under 10	10 to 24	24 to 36	36 to 55	55 to 100	100, &c				
Who are blind.																											
Who are deaf and dumb.																											
Who are deaf and dumb, under the age of twenty-five years.																											
Who are deaf and dumb, under the age of fourteen years of age.																											
Who are deaf and blind.																											
Who are deaf and blind, under the age of twenty-five years.																											
Who are deaf and blind, under the age of fourteen years.																											
Who are deaf and blind, under the age of five years.																											
Who are deaf and blind.																											
Who are deaf and blind, under the age of twenty-five years.																											
Who are deaf and blind, under the age of fourteen years.																											
Who are deaf and blind, under the age of five years.																											
Who are deaf and blind.																											
Who are deaf and blind, under the age of twenty-five years.																											
Who are deaf and blind, under the age of fourteen years.																											
Who are deaf and blind, under the age of five years.																											
Who are deaf and blind.																											
Who are deaf and blind, under the age of twenty-five years.																											
Who are deaf and blind, under the age of fourteen years.																											
Who are deaf and blind, under the age of five years.																											
Who are deaf and blind.																											
Who are deaf and blind, under the age of twenty-five years.																											
Who are deaf and blind, under the age of fourteen years.																											
Who are deaf and blind, under the age of five years.																											
Who are deaf and blind.																											
Who are deaf and blind, under the age of twenty-five years.																											
Who are deaf and blind, under the age of fourteen years.																											
Who are deaf and blind, under the age of five years.																											
Who are deaf and blind.																											
Who are deaf and blind, under the age of twenty-five years.																											
Who are deaf and blind, under the age of fourteen years.																											
Who are deaf and blind, under the age of five years.																											

SCHEDULE of the whole number of Persons within the Division allotted to

Name of County, City, Ward, Town, Township, Parish, Precinct, Hundred, or District.	NAMES or HEADS OF FAMILIES.	FREE WHITE PERSONS, (INCLUDING HEADS OF FAMILIES.) MALES. Under five years of age.	Of five and under ten.	Of ten and under fifteen.	Of fifteen and under twenty.	Of twenty and under thirty.	Of thirty and under forty.	Of forty and under fifty.	Of fifty and under sixty.	Of sixty and under seventy.	Of seventy and under eighty.	Of eighty and under ninety.	Of ninety and under one hundred.	Of one hundred and upwards.	FEMALES. Under five years of age.	Of five and under ten.	Of ten and under fifteen.	Of fifteen and under twenty.	Of twenty and under thirty.	Of thirty and under forty.	Of forty and under fifty.	Of fifty and under sixty.	Of sixty and under seventy.	Of seventy and under eighty.	Of eighty and under ninety.	Of ninety and under one hundred.	Of one hundred and upwards.
		under 5	5 to 10	10 to 15	15 to 20	20 to 30	30 to 40	40 to 50	50 to 60	60 to 70	70 to 80	80 to 90	90 to 100	100, &c	under 5	5 to 10	10 to 15	15 to 20	20 to 30	30 to 40	40 to 50	50 to 60	60 to 70	70 to 80	80 to 90	90 to 100	100, &c
	John Campbell				1			1								1					1						
	George A. Paterson	1					1								1				1								
	Isaac Bentley		1	3					1								1				1						
	John H. Dunkin	1						1								1			1		1						
	William Churell	3				1																					
	John Churchell	2	1				1								1	1			1								
	Simon Churchell									1							1						1				
	Jefferson Harris	1			1														1								
	Christopher Irvin	3	1	1	1			1									1	1		1							
	Bailey Chandler	1	2	1	1		1								1	1	1				1						
	William A. Farley	2				1														1							
	Nathan Farmer	1	2												1	1				1							
	Randal Barney			1						1								1	2			1					
	John M. Barney					1													1								
	Joel Chandler	1				1									3	3				1							
	William Owen	4	2	1	1				1							2		1	1		1						
	Thomas Mulborn	1				1	1								1				1								
	Wesley Brakwell	2	1			1									1				1								
	Richard Manning				1			1							1	1				1							
	Henry New	1	1	1			1								1				1								
	Blake Bartlett	3				2									1				1								
	Edmon Terrell															1			1								
	Elijah Waysdale		1	2	1				1								1	1	1			1					
	Thompson Reaves	1	1		1		1								3	1	1		1								
	John Clay	1	2	2	1		1								2		1		1								
	Jefferson Tensley	1				1									1	1			1								
		28	15	12	9	11	9	4	3	2	1				19	14	7	4	17	5	5	2	1				

PUFF GREEN, PRINTER.

of the Marshal of the [illegible] District (or Territory) of [illegible]

23

12

SLAVES.												FREE COLORED PERSONS.												TOTAL.	WHITE PERSONS included in the foregoing				SLAVES AND COLORED PERSONS, included in foregoing			
MALES.						FEMALES.						MALES.						FEMALES.													
Under ten years of age.	Of ten and under twenty-four.	Of twenty-four and under thirty-six.	Of thirty-six and under fifty-five.	Of fifty-five and under one hundred.	Of one hundred and upwards.

(No. 4.)

13

SCHEDULE of the whole number of Persons within the Division allotted to

| Names of Counties, City, Wards, Towns, Townships, Parishes, Hundreds, or Districts. | NAMES of HEADS OF FAMILIES. | FREE WHITE PERSONS, (INCLUDING HEADS OF FAMILIES.) | | |

of by the Marshall of the [illegible] District (or Territory) of [illegible]

SLAVES.																								FREE COLORED PERSONS.																								TOTAL.	WHITE PERSONS included in the foregoing.				SLAVES AND COLORED PERSONS included in foregoing.			
MALES.								FEMALES.												MALES.												FEMALES.																							
Under 10 years of age.	10 to 24.	24 to 36.	36 to 55.	55 to 100.	100, &c.

(No. 2.)
14

SCHEDULE of the whole number of Persons within the Division allotted to

Name of County, City, Ward, Town, Township, Parish, Precinct, Hundred, or District.	NAMES of HEADS OF FAMILIES.	FREE WHITE PERSONS, (INCLUDING HEADS OF FAMILIES.)																																				
		MALES.																FEMALES.																						
		Under five years of age.	Of five and under ten.	Of ten and under fifteen.	Of fifteen and under twenty.	Of twenty and under thirty.	Of thirty and under forty.	Of forty and under fifty.	Of fifty and under sixty.	Of sixty and under seventy.	Of seventy and under eighty.	Of eighty and under ninety.	Of ninety and under one hundred.	Of one hundred and upwards.	Under five years of age.	Of five and under ten.	Of ten and under fifteen.	Of fifteen and under twenty.	Of twenty and under thirty.	Of thirty and under forty.	Of forty and under fifty.	Of fifty and under sixty.	Of sixty and under seventy.	Of seventy and under eighty.	Of eighty and under ninety.	Of ninety and under one hundred.												
		under 5	5 to 10	10 to 15	15 to 20	20 to 30	30 to 40	40 to 50	50 to 60	60 to 70	70 to 80	80 to 90	90 to 100	100, &c.	under 5	5 to 10	10 to 15	15 to 20	20 to 30	30 to 40	40 to 50	50 to 60	60 to 70	70 to 80	80 to 90	90 to 100	100,												
	Lambeth Hopkins			1		2									1				2																				
	William C. McCracken			1		1	1								1				1																				
	Zachariah B. Harrison	1		1		2										1		1	1					1														
	Sarah Flanegan			1		1										1	2	2				1																
	Hamblelon Burge	1		1	1										1		1	1																				
	Charles H. Sanders						1												1				1															
	Julius C. Alford		1				1								1	1			1				1															
	Solomon Morrell	2	2	1	1			1								2				1				1														
	Thomas Hunt	2	1	2	3	3										1		1	1																			
	Riley Ward			1			1											1		1																		
	Joseph Mitchell	1	1	1	1		1								1		1	1		1																		
	Robert S. Norton						1									2				1																		
	Charles Connely	2					1								2			1	1																		
	Thomas J. Hand	2	1	1	1		1								1		3		1																		
	Alexander Means	1		1	1	2												1																			
	John Norton	1				1	1								1				1																		
	Samuel McBean	1					1								1		1	1		1																	
	Charles Banks		1	1				1									1				1																
	Nathan Phillips						1													1																	
	William A. Swift					2	1																													
	William Scudder						1											1																		
	Martha Johnson				1	1												1	1		1														
	Catharine Love	1	1	1	1										1	1	1			1																
	Richard Kenon Jr.						1								1	1	2	3		1																
	John Williamson					1																														
	Jeremiah Lumdins	2	2			1	1									1				1																
		17	10	14	12	19	15	2							13	12	12	15	11	9	2	1	2	2													

DEP. OF STATE, PRINTER.

of the Marshal of the District (or Territory) of [illegible]

27

14

SLAVES. MALES. Under ten years of age.	SLAVES. MALES. Of ten and under twenty-four.	SLAVES. MALES. Of twenty-four and under thirty-five.	SLAVES. MALES. Of thirty-six and under fifty-five.	SLAVES. MALES. Of fifty-five and one hundred.	SLAVES. MALES. Of one hundred and upwards.	SLAVES. FEMALES. Under ten years of age.	SLAVES. FEMALES. Of ten and under twenty-four.	SLAVES. FEMALES. Of twenty-four and under thirty-six.	SLAVES. FEMALES. Of thirty-six and under fifty-five.	SLAVES. FEMALES. Of fifty-five and under one hundred.	SLAVES. FEMALES. Of one hundred and upwards.	FREE COLORED PERSONS. MALES. Under ten years of age.	FREE COLORED PERSONS. MALES. Of ten and under twenty-four.	FREE COLORED PERSONS. MALES. Of twenty-four and under thirty-six.	FREE COLORED PERSONS. MALES. Of thirty-six and under fifty-five.	FREE COLORED PERSONS. MALES. Of fifty-five and under one hundred.	FREE COLORED PERSONS. MALES. Of one hundred and upwards.	FREE COLORED PERSONS. FEMALES. Under ten years of age.	FREE COLORED PERSONS. FEMALES. Of ten and under twenty-four.	FREE COLORED PERSONS. FEMALES. Of twenty-four and under thirty-six.	FREE COLORED PERSONS. FEMALES. Of thirty-six and under fifty-five.	FREE COLORED PERSONS. FEMALES. Of fifty-five and under one hundred.	FREE COLORED PERSONS. FEMALES. Of one hundred and upwards.	TOTAL.	WHITE PERSONS included in the foregoing. Who are Deaf and Dumb, under fourteen years of age.	WHITE PERSONS included in the foregoing. Who are Deaf and Dumb, of the age of fourteen and under twenty-five.	WHITE PERSONS included in the foregoing. Who are Deaf and Dumb, of the age of twenty-five and upwards.	WHITE PERSONS included in the foregoing. Who are blind.	WHITE PERSONS included in the foregoing. ALIENS—Persons not naturalized.	SLAVES AND COLORED PERSONS, included in foregoing. Who are Deaf and Dumb, under fourteen years of age.	SLAVES AND COLORED PERSONS, included in foregoing. Who are Deaf and Dumb, of the age of fourteen and under twenty-five.	SLAVES AND COLORED PERSONS, included in foregoing. Who are Deaf and Dumb, of the age of twenty-five and upwards.	SLAVES AND COLORED PERSONS, included in foregoing. Who are blind.
Under 10 years of age.	10 to 24	24 to 36	36 to 55	55 to 100	100, &c.	under 10	10 to 24	24 to 36	36 to 55	55 to 100	100, &c.	under 10	10 to 24	24 to 36	36 to 55	55 to 100	100, &c.	under 10	10 to 24	24 to 36	36 to 55	55 to 100	100, &c.			under 14	14 to 25	25, &c.			under 14	14 to 25	25, &c.	
4	.	2				2	.	1	.															1	1								
.	.	.																							2								
.	2	1				1	1	1					1		1					1	1			2	0								
1	2	1				4	1	1																1	5								
2	.	1				.	1	1	.															1	1								
5	2	2	3			1	3	2	1															2	2								
2	.	2				3	.	2	.	1														1	7								
1	.					.	2	1	.															1	3								
.	3					1	2	.	.															2	1								
.	.																								4								
.	.																								9								
.	1																								6								
.	.																								7								
.	.					1	1																	1	3								
1	1					1	1	1																1	1								
1	1					.	1	.																	5								
.	1	1				.	.	.																	5								
.	.																								0								
.	.						1																		3								
1	.	1				1	1																		7								
1	.					.	.	1		1															2								
.	.																								0								
.	.																								5								
1	.	.	1	.	.	2	.	1																1	1								
1	2	.	.	.	.	3	1	.	.																8								
.	.	.	.	.	.	.	.	.	.	.	.	.	.	.	.	.	.	.	.	.	.	.	.	.	8	.	.	.	.	.	.	.	.
18	12	14	4	.	.	20	16	12	1	2	.	1	.	1	.	.	.	2	.	1	1	.	.	27	3	.	.	.	.	.	.	.	.

(No. 4.)

15

SCHEDULE of the whole number of Persons within the Division allotted to

Name of County, City, Ward, Town, Township, Parish, Precinct, Hundred, or District.	NAMES of HEADS OF FAMILIES.	FREE WHITE PERSONS, (INCLUDING HEADS OF FAMILIES.)																																			
		MALES.															FEMALES.																						
		Under four years of age.	Of five and under ten.	Of ten and under fifteen.	Of fifteen and under twenty.	Of twenty and under thirty.	Of thirty and under forty.	Of forty and under fifty.	Of fifty and under sixty.	Of sixty and under seventy.	Of seventy and under eighty.	Of eighty and under ninety.	Of ninety and under one hundred.	Of one hundred and upwards.			Under five years of age.	Of five and under ten.	Of ten and under fifteen.	Of fifteen and under twenty.	Of twenty and under thirty.	Of thirty and under forty.	Of forty and under fifty.	Of fifty and under sixty.	Of sixty and under seventy.	Of seventy and under eighty.	Of eighty and under ninety.	Of ninety and under one hundred.								
		under 5	5 to 10	10 to 15	15 to 20	20 to 30	30 to 40	40 to 50	50 to 60	60 to 70	70 to 80	80 to 90	90 to 100	100, &c.			under 5	5 to 10	10 to 15	15 to 20	20 to 30	30 to 40	40 to 50	50 to 60	60 to 70	70 to 80	80 to 90	90 to 100								
Liba Brown		1				1											1				1																
Joseph S Anderson			2		1		2										1		1			1															
Joseph Wallers		2	2	2	1		1												1			1															
Lewis Floyd		2		2				1										1		1		1															
Alexander F. Luckie		1				1	1													3	2																
John S Jones							1											1				1															
Lillilan Macky		1					1										1			1	1																
George Cuningham			1		1				1									1	1	2			1														
McKindre Tucker			1		1			1												1																	
Nancy Smith		1		1	1													1	1	1			1													
Samuel Thompson		1	2	1					1								1		1	2			1													
Daniel P. Tucker						1													1	1																
John P. Thompson		1				1											1				1															
Elizabeth Eddleman				2															1					1												
James Mansfield						1	1										1				1															
Reuben Eddleman					1												1				1															
John Eddleman		2					1														1															
Elizabeth Bagby			1	2	1													1		1		1													
Charles Coursey		1				2											1				1															
Moses Eddleman		2					1										1	2				1														
Jacob Harman		1	1	2	1			1										1		1		1														
Henry Thompson						1															1															
William Brown		1	1	2		1		1											1	1			1													
Epps Tucker			1	1	1			1										1	1			2														
Benjamin Gibson		2		1				1									1	1	2	1			1													
William L. McCord		2			1			1									1	2				1														
		21	13	16	10	9	9	7	2								11	13	11	16	10	10	2	1													

DUFF GREEN, PRINTER.

SCHEDULE 2 of [illegible] District (or Territory) of [illegible]

29

15

SLAVES.																								FREE COLORED PERSONS.																								TOTAL.	WHITE PERSONS included in the foregoing.					SLAVES AND COLORED PERSONS not included in foregoing.		
MALES.							FEMALES.							MALES.							FEMALES.							MALES.							FEMALES.																				
Under ten years of age.	Of ten, and under twenty-four.	Of twenty-four and under thirty-six.	Of thirty-six and under fifty-five.	Of fifty-five and under one hundred.	Of one hundred and upwards.		Under ten years of age.	Of ten and under twenty-four.	Of twenty-four and under thirty-six.	Of thirty-six and under fifty-five.	Of fifty-five and under one hundred.	Of one hundred and upwards.		Under ten years of age.	Of ten and under twenty-four.	Of twenty-four and under thirty-six.	Of thirty-six and under fifty-five.	Of fifty-five and under one hundred.	Of one hundred and upwards.		Under ten years of age.	Of ten and under twenty-four.	Of twenty-four and under thirty-six.	Of thirty-six and under fifty-five.	Of fifty-five and under one hundred.	Of one hundred and upwards.																		

(No. 6.)

16

SCHEDULE of the whole number of Persons within the District allotted to

| Name of County, City, Ward, Town, Township, Parish, Precinct, Hundred, or District. | NAMES of HEADS OF FAMILIES. | FREE WHITE PERSONS, (INCLUDING HEADS OF FAMILIES.) | | |

by the Marshal of the [illegible] District (or Territory) of [illegible]

SLAVES. Males: Under ten years of age	Males: Of ten and under twenty-four	Males: Of twenty-four and under thirty-six	Males: Of thirty-six and under fifty-five	Males: Of fifty-five and under one hundred	Males: Of one hundred and upwards	Females: Under ten years of age	Females: Of ten and under twenty-four	Females: Of twenty-four and under thirty-six	Females: Of thirty-six and under fifty-five	Females: Of fifty-five and under one hundred	Females: Of one hundred and upwards	FREE COLORED PERSONS. Males: Under ten years of age	Males: Of ten and under twenty-four	Males: Of twenty-four and under thirty-six	Males: Of thirty-six and under fifty-five	Males: Of fifty-five and under one hundred	Males: Of one hundred and upwards	Females: Under ten years of age	Females: Of ten and under twenty-four	Females: Of twenty-four and under thirty-six	Females: Of thirty-six and under fifty-five	Females: Of fifty-five and under one hundred	Females: Of one hundred and upwards	TOTAL.	WHITE PERSONS included in the foregoing. Who are Deaf and Dumb, under fourteen years of age	Who are Deaf and Dumb, of the age of fourteen and under twenty-five	Who are Deaf and Dumb, of the age of twenty-five and upwards	Who are Blind	ALIENS—Foreigners not naturalized	SLAVES AND COLORED PERSONS, included in foregoing. Who are Deaf and Dumb, under fourteen years of age	Who are Deaf and Dumb, of the age of fourteen and under twenty-five	Who are Deaf and Dumb, of the age of twenty-five and upwards	Who are Blind
under 10	10 to 24	24 to 36	36 to 55	55 to 100	100, &c.	under 10	10 to 24	24 to 36	36 to 55	55 to 100	100, &c.	under 10	10 to 24	24 to 36	36 to 55	55 to 100	100, &c.	under 10	10 to 24	24 to 36	36 to 55	55 to 100	100, &c.		undr 14	14 to 25	25, &c.			undr 14	14 to 25	25, &c.	
2	1					2		2																1	6								
1	2	2		1		2	2																	1	6								
																									7								
3						1		1																	9								
																									9								
																									3								
1						1		1																	9								
																									6								
																									7								
						1	1																		3								
																									4								
																									3								
			1											1							1			1	1								
			1																						4								
5	6	2	1			3	2	2	2										1					2	7								
3	3	3		2		3	1	2	1	1														2	6								
																								1	1								
	2	1				1	3		1															1	6								
	3	1				2	3	2																1	8								
5	3		2			3	1	1																2	7								
1						2		1																	7								
1	3	1				3	1	1	1	1														2	1								
																									3								
					1				1																3								
																									3								
																									6								
22	23	10	5	3	1	24	19	13	6	2				1					1		1			27	8								

(No. 4.)

17

SCHEDULE of the whole number of Persons within the Division allotted to

FREE WHITE PERSONS, (INCLUDING HEADS OF FAMILIES.)

Names of County, City, Ward, Town, Township, Parish, Precinct, Hundred, or District.	NAMES OF HEADS OF FAMILIES.	MALES. Under five years of age. (under 5)	Of five and under ten. (5 to 10)	Of ten and under fifteen. (10 to 15)	Of fifteen and under twenty. (15 to 20)	Of twenty and under thirty. (20 to 30)	Of thirty and under forty. (30 to 40)	Of forty and under fifty. (40 to 50)	Of fifty and under sixty. (50 to 60)	Of sixty and under seventy. (60 to 70)	Of seventy and under eighty. (70 to 80)	Of eighty and under ninety. (80 to 90)	Of ninety and under one hundred. (90 to 100)	Of one hundred and upwards. (100, &c.)	FEMALES. Under five years of age. (under 5)	Of five and under ten. (5 to 10)	Of ten and under fifteen. (10 to 15)	Of fifteen and under twenty. (15 to 20)	Of twenty and under thirty. (20 to 30)	Of thirty and under forty. (30 to 40)	Of forty and under fifty. (40 to 50)	Of fifty and under sixty. (50 to 60)	Of sixty and under seventy. (60 to 70)	Of seventy and under eighty. (70 to 80)	Of eighty and under ninety. (80 to 90)	Of ninety and under one hundred. (90 to 100)
	Jashua Hammock				1					1												1				
	John Hammock	2	1			1										1			1				1			
	Archibald Irvin			1				1								1	1									
	Adward Thomas	1	1	1				1							1		1			1						
	Isaac Langston				1		1																			
	John Overton										1					1	1	1	1			1				
	Thomas Cockrell	1				1									1	1			1							
	Thomas Black	2	2		1	1		1																		
	William Green	1	2	2					1						1				1							
	William Glozier					1													1			1				
	John L. Dolanson				1		1											1	1							
	George Beall		1	1	1				1						2	2	1		1							
	Charles William Jr.	1					1								2	1			1							
	Abraham Moss	2		1	1			1								2	1	1		1						
	David Smith					1												1								
	Elisha Smith					1	1								2	1			1							
	James Phillips	1			2			1							1		1			1						
	Daniel Kelly		1								1					1	1		2							
	Charles Kelly			3	2		1								1	2					1					
	Joseph Brown		1	1					1						1	1	1				1					
	Richard Acock			3	3	1			1						2	2		1			1					
	George W. Bagby		1			1									2	1			1							
	Charles Williamson			1	1	1					1								1				1			
	James Bradford	1				2													1							
	Larkin Johnson				2	2			1									2				1				
	James Savage	1	2				1								1		2			1						
		13	12	14	14	13	6	5	5	1	3				17	17	16	7	14	4	3	4	2			

DUFF GREEN, PRINTER.

of be by the Marshal of the [illegible] District (or Territory) of [illegible]

33 17

SLAVES.																								FREE COLORED PERSONS.																								TOTAL.	WHITE PERSONS included in the foregoing.						SLAVES AND COLORED PERSONS, included in foregoing.					
MALES.						FEMALES.						MALES.						FEMALES.																		

(No. 4.)

SCHEDULE of the whole number of Persons within the Division allotted to

Name of County, City, Ward, Town, Township, Parish, Precinct, Hundred, or District.	NAMES of HEADS OF FAMILIES.	FREE WHITE PERSONS, (INCLUDING HEADS OF FAMILIES.)																															
		MALES.																FEMALES.																	
		Under five years of age.	Of five and under ten.	Of ten and under fifteen.	Of fifteen and under twenty.	Of twenty and under thirty.	Of thirty and under forty.	Of forty and under fifty.	Of fifty and under sixty.	Of sixty and under seventy.	Of seventy and under eighty.	Of eighty and under ninety.	Of ninety and under one hundred.	Of one hundred and upwards.				Under five years of age.	Of five and under ten.	Of ten and under fifteen.	Of fifteen and under twenty.	Of twenty and under thirty.	Of thirty and under forty.	Of forty and under fifty.	Of fifty and under sixty.	Of sixty and under seventy.	Of seventy and under eighty.	Of eighty and under ninety.	Of ninety and under one hundred.	Of one hundred and upwards.				
		under 5	5 to 10	10 to 15	15 to 20	20 to 30	30 to 40	40 to 50	50 to 60	60 to 70	70 to 80	80 to 90	90 to 100	100, &c.				under 5	5 to 10	10 to 15	15 to 20	20 to 30	30 to 40	40 to 50	50 to 60	60 to 70	70 to 80	80 to 90	90 to 100	100, &c.				
	Cullen Shackelford	1	1	2			1												2	2			1											
	Hardy Morgan		1			1		1										1	3	1	2				1		1							
	Josiah Fielder	1		2			1											1	2	1			1											
	William Moore	1					1											1	2				1			1								
	Sally Williams	1	1	1														1	1	1		1	1											
	John Cole		1					1										1	1	2	2	1												
	John Carmichael	1			1		1												1			1	1											
	William Tucker	2	1					1											1			1												
	Samuel Green		1			1	1											1				1												
	Edward Watson					1												2				1												
	Geo. W. Berry	1			1		1											1				1												
	Charles Berry	1	2	2		1		1										2		1	1		1											
	Thomas Baker			1		1	1												1	1														
	George Gibson		1	1				1											1	1			1											
	Silas M. Johnson		1	1			1											2	2	2			1											
	Andrew L. Smith	1				1															1													
	Margaret Smith			1																1	2	2			1									
	Reuben Harrison	2	2	1	1		1																1											
	Joseph Cosey	2						1										2		1		1												
	Rosanah Harris			1	1	2												1		1	1	1			1									
	Samuel Hodge		1			1	1											1	1		1													
	Joshua Bates		1	1		1		1		1								1	1	2	2			1		1								
	John Johnson	1	1	1		1		1											1		2			1										
	James Miller	2	1				1												1				1											
	George Martin	1				1												1				1												
	Andrew T. Hodge	2					1												1			1												
		21	16	15	1	12	12	5		1								19	22	17	12	12	14	2	3	2	1							

BOYD GREEN, PRINTER

SLAVES. MALES. Under ten years of age.	Of ten and under twenty-four.	Of twenty-four and under thirty-six.	Of thirty-six and under fifty-five.	Of fifty-five and under one hundred.	Of one hundred and upwards.	FEMALES. Under ten years of age.	Of ten and under twenty-four.	Of twenty-four and under thirty-six.	Of thirty-six and under fifty-five.	Of fifty-five and under one hundred.	Of one hundred and upwards.	FREE COLORED PERSONS. MALES. Under ten years of age.	Of ten and under twenty-four.	Of twenty-four and under thirty-six.	Of thirty-six and under fifty-five.	Of fifty-five and under one hundred.	Of one hundred and upwards.	FEMALES. Under ten years of age.	Of ten and under twenty-four.	Of twenty-four and under thirty-six.	Of thirty-six and under fifty-five.	Of fifty-five and under one hundred.	Of one hundred and upwards.	TOTAL.	WHITE PERSONS included in the foregoing. Who are Deaf and Dumb, under fourteen years of age.	Who are Deaf and Dumb, of the age of fourteen and under twenty-five.	Who are Deaf and Dumb, of twenty-five and upwards.	Who are blind.	ALIENS—Foreigners not naturalized.	SLAVES AND COLORED PERSONS, included in foregoing. Who are Deaf and Dumb, under fourteen years of age.	Who are Deaf and Dumb, of the age of fourteen and under twenty-five.	Who are Deaf and Dumb, of the age of fourteen and under twenty-five.	Who are blind.
under 10	10 to 24	24 to 36	36 to 55	55 to 100	100, &c.	under 10	10 to 24	24 to 36	36 to 55	55 to 100	100, &c.	under 10	10 to 24	24 to 36	36 to 55	55 to 100	100, &c.	under 10	10 to 24	24 to 36	36 to 55	55 to 100	100, &c.		undr 14	14 to 25	25, &c.			undr 14	14 to 25	25, &c.	
1	1						1		1															1 6									
4	2		1			2	3	1																2 5									
																								1 1									
																								7									
																								5									
																								9									
										1														7									
																								6									
																								5									
										1														5									
2	1					2																		~~1~~ ~~1~~ 10									
1	1		2			1		1																1 5									
3	3	2				2	3	2		1														2 1									
																								7									
	1						1	1																1 3									
																								3									
																								8									
	1						2																	1 1									
																								7									
																								9									
																								6									
2			1			3	1		1															2 1									
																								9									
																								6									
																								~~6~~ 4									
																								~~4~~ 5									
																								~~8~~									
13	10	2	4			10	~~14~~ 11	5	2	3														~~26~~ 25									

(No. 2.)

19

SCHEDULE of the whole number of Persons within the Division allotted to

| Name of County, City, Ward, Town, Township, Parish, Precinct, Hundred, or District. | NAMES of HEADS OF FAMILIES. | FREE WHITE PERSONS, (INCLUDING HEADS OF FAMILIES.) | | |

by the Marshal of the District (or Territory) of

SLAVES. Males: Under ten years of age (under 10)	Of ten and under twenty-four (10 to 24)	Of twenty-four and under thirty-six (24 to 36)	Of thirty-six and under fifty-five (36 to 55)	Of fifty-five and under one hundred (55 to 100)	Of one hundred and upwards (100, &c.)	Females: Under ten years of age (under 10)	Of ten and under twenty-four (10 to 24)	Of twenty-four and under thirty-six (24 to 36)	Of thirty-six and under fifty-five (36 to 55)	Of fifty-five and under one hundred (55 to 100)	Of one hundred and upwards (100, &c.)	FREE COLORED PERSONS. Males: Under ten years of age (under 10)	Of ten and under twenty-four (10 to 24)	Of twenty-four and under thirty-six (24 to 36)	Of thirty-six and under fifty-five (36 to 55)	Of fifty-five and under one hundred (55 to 100)	Of one hundred and upwards (100, &c.)	Females: Under ten years of age (under 10)	Of ten and under twenty-four (10 to 24)	Of twenty-four and under thirty-six (24 to 36)	Of thirty-six and under fifty-five (36 to 55)	Of fifty-five and under one hundred (55 to 100)	Of one hundred and upwards (100, &c.)	TOTAL.	WHITE PERSONS included in the foregoing. Who are Deaf and Dumb, under fourteen years of age (under 14)	Who are Deaf and Dumb, of the age of fourteen and under twenty-five (14 to 25)	Who are Deaf and Dumb, of twenty-five and upwards (25, &c.)	Who are blind	ALIENS—Foreigners not naturalized	SLAVES AND FREE COLORED PERSONS included in the foregoing. Who are Deaf and Dumb, under fourteen years of age (under 14)	Who are Deaf and Dumb, of the age of fourteen and under twenty-five (14 to 25)	Who are Deaf and Dumb, of twenty-five and upwards (25, &c.)	Who are blind
	2					1																		8									
																								2	1								
																								8	1								
2	1	1																						1	1								
1																								7									
1																								5									
1																								6									
																								8									
																								2									
																								8									
																								6									
																								6									
																								6									
																								5									
																								8									
																								4									
																								9									
																								6									
	1	2	1			2	1		1															1	3								
																								3									
																								2									
																								1	1								
							1																	7									
																								6									
		3				1	1			1														1	2								
																								3									
																								6									
5	4	6	1			4	3		1	1														17	9								

(No. 4.)
20

SCHEDULE of the whole number of Persons within the Division allotted to

FREE WHITE PERSONS, (INCLUDING HEADS OF FAMILIES.)

Name of County, City, Ward, Town, Township, Parish, Precinct, Hundred, or District.	NAMES OF HEADS OF FAMILIES.	MALES. Under five years of age.	Of five and under ten.	Of ten and under fifteen.	Of fifteen and under twenty.	Of twenty and under thirty.	Of thirty and under forty.	Of forty and under fifty.	Of fifty and under sixty.	Of sixty and under seventy.	Of seventy and under eighty.	Of eighty and under ninety.	Of ninety and under one hundred.	Of one hundred and upwards.	FEMALES. Under five years of age.	Of five and under ten.	Of ten and under fifteen.	Of fifteen and under twenty.	Of twenty and under thirty.	Of thirty and under forty.	Of forty and under fifty.	Of fifty and under sixty.	Of sixty and under seventy.	Of seventy and under eighty.	Of eighty and under ninety.	Of ninety and under one hundred.
		under 5	5 to 10	10 to 15	15 to 20	20 to 30	30 to 40	40 to 50	50 to 60	60 to 70	70 to 80	80 to 90	90 to 100	100, &c.	under 5	5 to 10	10 to 15	15 to 20	20 to 30	30 to 40	40 to 50	50 to 60	60 to 70	70 to 80	80 to 90	90 to 100
	Joel F. Phillips					1									1				1							
	Josiah H. Read			1		1										1	1				1					
	Joel Read					1									1				1							
	William B. Ma[illegible]				1										1			1								
	John Cook								1													1				
	James Johnson		1	1	1					1					1	1				1						
	Daniel Lee		1	1	1				1						1	1	1	1			1					
	James B. Cavender	1	1				1													1						
	Levi Whitten	2	1	1	2	1		1									1	1	1	1						
	Peter Kimble	1	1	1			1								1	1			1							
	Dollis Sansom					1												1					1			
	Christopher A. Carter	3	1	1	1	2		1									2	1		1						
	Ellis Carroll	1		1			1					1			1	1	1			1						
	Thomas D. Terrell	1	2					1								1	1		1							
	Micajor Jones	3	1				1								1				1							
	Sterling Carrell	1				1			1						1				1			1				
	Moses Mellon		1	1		1			1						1		1		1		1					
	Thomas Jones	2	1	2			1								2		1	1				1				
	Seaborn Jones					1									3				1							
	Ezekiel Strickland			1	1				1								1	1				1				
	Nancy Morrow		2	1	2	1											1			1						
	James Strand	1		1		1			1						1	1	1	1			1					
	David G. Logan	1	2	1			1								1	1	1			1			1			
	Thomas Osley	1		1	2			1								1	1	1								
	John J. Stanton						1								1	3	1		1							
	John Hedrell		2	2	1	1		1							2			1		1						
		18	17	17	12	13	7	5	6	1		1			~~22~~ 20	12	15	10	10	8	4	4	2			

SCHEDULE No. [illegible] of Persons [illegible] by the Marshal of the District (or Territory) of [illegible]

39

20

SLAVES.												FREE COLORED PERSONS.												TOTAL.	WHITE PERSONS included in the foregoing.				SLAVES AND COLORED PERSONS, included in foregoing.			
MALES.						FEMALES.						MALES.						FEMALES.							White persons.							
Under ten years of age.	Of ten and under twenty-four.	Of twenty-four and under thirty-six.	Of thirty-six and under fifty-five.	Of fifty-five and under one hundred.	Of one hundred and upwards.	Under ten years of age.	Of ten and under twenty-four.	Of twenty-four and under thirty-six.	Of thirty-six and under fifty-five.	Of fifty-five and under one hundred.	Of one hundred and upwards.	Under ten years of age.	Of ten and under twenty-four.	Of twenty-four and under thirty-six.	Of thirty-six and under fifty-five.	Of fifty-five and under one hundred.	Of one hundred and upwards.	Under ten years of age.	Of ten and under twenty-four.	Of twenty-four and under thirty-six.	Of thirty-six and under fifty-five.	Of fifty-five and under one hundred.	Of one hundred and upwards.		Who are Deaf and Dumb, under fourteen years of age.	Who are Deaf and Dumb, of the age of fourteen and under twenty-five.	Who are Deaf and Dumb, of the age of twenty-five and upwards.	White blind.	Who are Deaf and Dumb, under fourteen years of age.	Who are Deaf and Dumb, of the age of fourteen and under twenty-five.	Who are Deaf and Dumb, of the age of twenty-five and upwards.	White blind.
under 10	10 to 24	24 to 36	36 to 55	55 to 100	100, &c.	under 10	10 to 24	24 to 36	36 to 55	55 to 100	100, &c.	under 10	10 to 24	24 to 36	36 to 55	55 to 100	100, &c.	under 10	10 to 24	24 to 36	36 to 55	55 to 100	100, &c.		ATTENTION.—Foreigners not naturalized							
																									under 14	14 to 25	25, &c.		under 14	14 to 25	25, &c.	
																								3							
																								5							
																								3							
																								4							
																								2							
																								7							
																								9							
																								4							
																								12							
																								7							
																								5							
8	6	1				1	3	2	3															10							
																								75							
2	1	1				3		1																13							
						1		1																9							
																								6							
1						1		2																12							
1	4	1				1			2	1														21							
																								5							
3	1	1				2	2	1	1															11							
3		2		1		5	3		1	1														23							
1	3					2	2	1																18							
1	3					6	1	1		1														23							
2	1					2	1		2															16							
							1																	8							
2	3		1			2	1	1																21							
23	22	6	1	1		30	17	10	9	3														~~305~~ 304							

No. 6.

21

SCHEDULE of the whole number of Persons within the Division allotted to

Name of County, City, Ward, Town, Township, Parish, Precinct, Hundred, or District.	NAMES OF HEADS OF FAMILIES.	FREE WHITE PERSONS, (INCLUDING HEADS OF FAMILIES.) MALES. Under five years of age.	Of five and under ten.	Of ten and under fifteen.	Of fifteen and under twenty.	Of twenty and under thirty.	Of thirty and under forty.	Of forty and under fifty.	Of fifty and under sixty.	Of sixty and under seventy.	Of seventy and under eighty.	Of eighty and under ninety.	Of ninety and under one hundred.	Of one hundred and upwards.	FEMALES. Under five years of age.	Of five and under ten.	Of ten and under fifteen.	Of fifteen and under twenty.	Of twenty and under thirty.	Of thirty and under forty.	Of forty and under fifty.	Of fifty and under sixty.	Of sixty and under seventy.	Of seventy and under eighty.	Of eighty and under ninety.	Of ninety and under one hundred.	Of one hundred and upwards.
		under 5	5 to 10	10 to 15	15 to 20	20 to 30	30 to 40	40 to 50	50 to 60	60 to 70	70 to 80	80 to 90	90 to 100	100, &c.	under 5	5 to 10	10 to 15	15 to 20	20 to 30	30 to 40	40 to 50	50 to 60	60 to 70	70 to 80	80 to 90	90 to 100	100, &c.
	William [illegible]							1									2	3			1						
	James [illegible]	1		1	1			1							1	2	1			1							
	Nelson [illegible]	2			1												1		1								
	[illegible]	1				1									1				1								
	Henry Champion										1										1						
	Marmaduke Gresham	1	1		1			1							1			1			1						
	James [illegible]		2					1									2	1		1							
	Thomas [illegible]		1	1	1	2		1										2		1							
	James [illegible]					1		1	1						1	1		2		1							
	John [illegible]				1				1								2	1			1						
	Thomas [illegible]				1																						
	Fanney Harris		2		1												1	3			1						
	Archaba Hutson	1		2	1			1							2	1		2		1							
	William Strong	1			1	1									1				1								
	Elizabeth Heath				1										2			2					1				
	Thomas Morgan	1	1				1								1	2			2								
	Polley Roggers		1	1											1		2				1						
	David [illegible]	1		1			1								1				1								
	George C. Davis	2	2	1			1								1	1	1			1							
	John Husk		2	2				1							2	1				1							
	Leah Parker														1	1				3							
	Preden C. Ship		1	1				1									2				1						
	Jesse Morgan	2	1						1						2	1	1		1								
	Jesse Haralson	1				1												1									
	William [illegible]	1	2				1								2		1			1							
	John Hendrick	1		1				1							2	1	2			1							
		16	16	11	10	6	4	10	3		1				25	11	19	18	7	12	7		1				

of Jeffry the Marshal of the [illegible] District (or Territory) of [illegible] 41 21

SLAVES. MALES. Under ten years of age	Ten and under twenty-four	Twenty-four and under thirty-six	Thirty-six and under fifty-five	Fifty-five and under one hundred	One hundred and upwards.	SLAVES. FEMALES. Under ten years of age	Ten and under twenty-four	Twenty-four and under thirty-six	Thirty-six and under fifty-five	Fifty-five and under one hundred	One hundred and upwards.	FREE COLORED PERSONS. MALES. Under ten years of age	Ten and under twenty-four	Twenty-four and under thirty-six	Thirty-six and under fifty-five	Fifty-five and under one hundred	One hundred and upwards.	FREE COLORED PERSONS. FEMALES. Under ten years of age	Ten and under twenty-four	Twenty-four and under thirty-six	Thirty-six and under fifty-five	Fifty-five and under one hundred	One hundred and upwards.	TOTAL.	WHITE PERSONS included in the foregoing. Who are Deaf and Dumb, under fourteen years of age.	Who are Deaf and Dumb, of the age of fourteen and under twenty-five.	Who are Deaf and Dumb, of twenty-five and upwards.	Who are blind.	ALIENS—Foreigners not naturalized.	SLAVES AND COLORED PERSONS, included in foregoing. Who are Deaf and Dumb, under fourteen years of age.	Who are Deaf and Dumb, of the age of fourteen and under twenty-five.	Who are Deaf and Dumb, of twenty-five and upwards.	Who are blind.
																									under 14	14 to 25	25, &c.			under 14	14 to 25	25, &c.	
4		1				2	1	2																8								
																								14								
																								3								
																								1								
																								2								
1																								1								
																								1								
6	2	1			1	3	1	1		1														20								
2	1	1	3			1	1	1	3															33								
	2					1	1	2																15								
	2	2		2		2	1	1	1															12								
																								5								
																								11								
	2	2	2			2	2	1																16								
	3					2	1			1														15								
																								5								
																								6								
																								7								
	1	1					1		1															15								
			1				2																	11								
							1	1																1								
																								3								
	1				7																			7								
																								9								
1																								1								
																								8								
																								9								
13	17	8	4	2	1	12	15	12	5	2														270								
			6																					277								

No. 4.)

22

SCHEDULE of the white number of Persons within the Division allotted to

Name of County, City, Ward, Town, Township, Parish, Precinct, Hundred, or District.	NAMES OF HEADS OF FAMILIES.	FREE WHITE PERSONS, (INCLUDING HEADS OF FAMILIES.) MALES. Under five years of age.	Of five and under ten.	Of ten and under fifteen.	Of fifteen and under twenty.	Of twenty and under thirty.	Of thirty and under forty.	Of forty and under fifty.	Of fifty and under sixty.	Of sixty and under seventy.	Of seventy and under eighty.	Of eighty and under ninety.	Of ninety and under one hundred.	Of one hundred and upwards.	FEMALES. Under five years of age.	Of five and under ten.	Of ten and under fifteen.	Of fifteen and under twenty.	Of twenty and under thirty.	Of thirty and under forty.	Of forty and under fifty.	Of fifty and under sixty.	Of sixty and under seventy.	Of seventy and under eighty.	Of eighty and under ninety.	Of ninety and under one hundred.	Of one hundred and upwards.
		under 5	5 to 10	10 to 15	15 to 20	20 to 30	30 to 40	40 to 50	50 to 60	60 to 70	70 to 80	80 to 90	90 to 100	100, &c.	under 5	5 to 10	10 to 15	15 to 20	20 to 30	30 to 40	40 to 50	50 to 60	60 to 70	70 to 80	80 to 90	90 to 100	100, &c.
	Noah Lewis	1				1													1								
	William Wallis	2	1					1							1	2				1							
	John E. W. Lyon		1				1								2				1								
	James Farmer	1		1			1								2	1	1			1							
	Ellis Wright	2					1								1					1							
	Absalam Collins					1												1									
	Nathaniel Wogers					1									1				1								
	John Hidum			1		1				1												1					
	Joseph Hollansworth				1					1												1					
	Moses Hollansworth	1	1				1								2				1								
	Daniel Morris		2		1	1			1						2		1	2			1						
	Owen Griffin		2	1			1								1		1		1								
	Bennett F. Stancell					1									1				1								
	Reuben Cristian		1		1	1			1								1				1						
	Abram Esters		1	1	1				1							1	1	1			1						
	James Swann			1	1	2														1			1				
	William Casey			1			1								1	1				1							
	Samuel Walker	1		1			1								1					1							
	James McDaniel					1			1																		
	John Clark		1			1			1												1						
	John Stevson		1			1									1		1	1									
	Henry Harper		1	1		1		1							1	1					1						
	James M. Austin		1	1				1							1		1	1		1							
	Benjamin Stowers	2	1	1			1	1								1	2			1							
	David Dickerson		1		1			1							1	1	1				1						
	Charles Staples	1	1	1			1								1				1				1				
		11	18	11	6	13	9	5	5	2					22	8	10	6	7	8	6	2	2				

43

22

SCHEDULE of both the Natural born Persons & District (or Territory) of

SLAVES. MALES. Under ten years of age.	MALES. Of ten and under twenty-four.	MALES. Of twenty-four and under thirty-six.	MALES. Of thirty-six and under fifty-five.	MALES. Of fifty-five and under one hundred.	MALES. Of one hundred and upwards.	FEMALES. Under ten years of age.	FEMALES. Of ten and under twenty-four.	FEMALES. Of twenty-four and under thirty-six.	FEMALES. Of thirty-six and under fifty-five.	FEMALES. Of fifty-five and under one hundred.	FEMALES. Of one hundred and upwards.	FREE COLORED PERSONS. MALES. Under ten years of age.	MALES. Of ten and under twenty-four.	MALES. Of twenty-four and under thirty-six.	MALES. Of thirty-six and under fifty-five.	MALES. Of fifty-five and under one hundred.	MALES. Of one hundred and upwards.	FEMALES. Under ten years of age.	FEMALES. Of ten and under twenty-four.	FEMALES. Of twenty-four and under thirty-six.	FEMALES. Of thirty-six and under fifty-five.	FEMALES. Of fifty-five and under one hundred.	FEMALES. Of one hundred and upwards.	TOTAL.	WHITE PERSONS included in the foregoing. Who are Deaf and Dumb, under fourteen years of age.	WHITE PERSONS included in the foregoing. Who are Deaf and Dumb, of the age of fourteen and under twenty-five.	WHITE PERSONS included in the foregoing. Who are Deaf and Dumb, of the age of twenty-five and upwards.	WHITE PERSONS included in the foregoing. White blind.	ALIENS—Foreigners not naturalized.	SLAVES AND COLORED PERSONS, included in foregoing. Who are Deaf and Dumb, under fourteen years of age.	SLAVES AND COLORED PERSONS, included in foregoing. Who are Deaf and Dumb, of the age of fourteen and under twenty-five.	SLAVES AND COLORED PERSONS, included in foregoing. Who are Deaf and Dumb, of the age of twenty-five and upwards.	SLAVES AND COLORED PERSONS, included in foregoing. Blind.
Under 10 years of age.	10 to 24	24 to 36	36 to 55	55th 100	100, &c.	under 10	10 to 24	24 to 36	36 to 55	55 to 100	100, &c.	under 10	10 to 24	24 to 36	36 to 55	55 to 100	100, &c.	under 10	10 to 24	24 to 36	36 to 55	55 to 100	100, &c.			undr 14	14 to 25	25, &c.			undr 14	14 to 25	26, &c.	
																								5									
																								9									
																								6									
																								5									
																								7									
																								1									
																								5									
																								9									
																								1									
																								6									
																								1									
																								1									
																								5									
																								1									
																								8									
																								6									
																								9									
																								6									
																								4									
																								1									
																								5									
																								5									
																								7									
																								3									
																								7									
																								7									
7	5	2	2			2	6	1		1														177									

(No. 2.)
23

SCHEDULE of the whole number of Persons within the Division allotted to

Names of Counties, Districts, Townships, Precincts, Hundreds, or Districts.	NAMES of HEADS OF FAMILIES.	FREE WHITE PERSONS, (INCLUDING HEADS OF FAMILIES.)																													
		MALES.													FEMALES.																
		Under five years of age.	Of five and under ten.	Of ten and under fifteen.	Of fifteen and under twenty.	Of twenty and under thirty.	Of thirty and under forty.	Of forty and under fifty.	Of fifty and under sixty.	Of sixty and under seventy.	Of seventy and under eighty.	Of eighty and under ninety.	Of ninety and under one hundred.	Of one hundred and upwards.	Under five years of age.	Of five and under ten.	Of ten and under fifteen.	Of fifteen and under twenty.	Of twenty and under thirty.	Of thirty and under forty.	Of forty and under fifty.	Of fifty and under sixty.	Of sixty and under seventy.	Of seventy and under eighty.	Of eighty and under ninety.	Of ninety and under one hundred.					
		under 5	5 to 10	10 to 15	15 to 20	20 to 30	30 to 40	40 to 50	50 to 60	60 to 70	70 to 80	80 to 90	90 to 100	100, &c.	under 5	5 to 10	10 to 15	15 to 20	20 to 30	30 to 40	40 to 50	50 to 60	60 to 70	70 to 80	80 to 90	90 to 100					
	Archabald Gilmer						1								3				1	1											
	Elnathan Bishop		1		1	1		1									1			1			1								
	John Brackett		1				1								2	2			1				1								
	Robert Miller					1													1												
	Harman Hallenbeck					1			1																						
	Garrett Spinks	1				1									2	2			1												
	Martha Hopson		2		1												1	2	2		1										
	Thomas G. Miller		2				1									1					1										
	Josiah Gresham	2		1			1										1				1										
	Robert Glasgow	1	2			1									1				1	1											
	Davis Wells				1														1												
	John Stewart					1										1						1									
	Samuel Stuart	1					1								1				1												
	Charles McClung					1													1												
	David Marcett	2						1								1	1			1											
	James Stewart	1				1									2	1			1												
	William Spinks	1	3	2		1	1								2					1											
	George Shipley		1				1								1	1			1												
	Polly Spinks				1																	1									
	Littleton Talley	1	1	1			1								1	2			1												
	Elisha Talley Jr.											1													1						
	William Warren		1			1	1								1	1		1													
	Jonathan Linley				1	1									1			1													
	James Jones	1	1				1									1			1					1							
	James Plunkett	2	2				1								1	1	1			1											
	Aaron V. Paul		1				1								1			1													
		16	18	4	6	11	12	2	2			1			22	14	3	5	14	8	1	2	1	1							

45.

23

TOTAL.	WHITE PERSONS included in the foregoing.						SLAVES AND COLORED PERSONS, included in foregoing.						SLAVES.												FREE COLORED PERSONS.											
	Who are blind.	Who are Deaf and Dumb, of the age of twenty-five and upwards.	Who are Deaf and Dumb, of the age of fourteen and under twenty-five.	Who are Deaf and Dumb, under fourteen years of age.	ALIENS—Foreigners not naturalized.	Who are blind.	Who are Deaf and Dumb, of the age of twenty-five and upwards.	Who are Deaf and Dumb, of the age of fourteen and under twenty-five.	Who are Deaf and Dumb, under fourteen years of age.				MALES.						FEMALES.						MALES.						FEMALES.					
	Who are Deaf and Dumb, under fourteen years of age.												Under ten years of age.	10 to 24	24 to 36	36 to 55	55 to 100	100, &c.	Under ten years of age.	10 to 24	24 to 36	36 to 55	55 to 100	100, &c.	Under ten years of age.	10 to 24	24 to 36	36 to 55	55 to 100	100, &c.	Under ten years of age.	10 to 24	24 to 36	36 to 55	55 to 100	100, &c.
	under 14	14 to 25	25, &c.				under 14	14 to 25	25, &c.				Of one hundred and upwards.	Of fifty-five and under one hundred.	Of thirty-six and under fifty-five.	Of twenty-four and under thirty-six.	Of ten and under twenty-four.	Under ten years of age.	Of one hundred and upwards.	Of fifty-five and under one hundred.	Of thirty-six and under fifty-five.	Of twenty-four and under thirty-six.	Of ten and under twenty-four.	Under ten years of age.	Of one hundred and upwards.	Of fifty-five and under one hundred.	Of thirty-six and under fifty-five.	Of twenty-four and under thirty-six.	Of ten and under twenty-four.	Under ten years of age.	Of one hundred and upwards.	Of fifty-five and under one hundred.	Of thirty-six and under fifty-five.	Of twenty-four and under thirty-six.	Of ten and under twenty-four.	Under ten years of age.
6																																				
7																																				
8																																				
2																																				
1																																				
7																																				
0																																				
1																																				
5																																				
6																																				
7																																				
2																																				
1																																				
1																																				
6																																				
6																																				
1																																				
1																																				
8																																				
1																																				
10																																				
8																																				
5																																				
5																																				
7																																				
9																																				
1																																				
4																																				
181	1			1									4	6	1	2	1		7	7	3	2														

(No. 2.)

24

SCHEDULE of the whole number of Persons within the Division allotted to

Name of County, City, Ward, Town, Township, Parish, Precinct, Hundred, or District.	NAMES OF HEADS OF FAMILIES.	FREE WHITE PERSONS, (INCLUDING HEADS OF FAMILIES.) MALES. Under five years of age.	Of five and under ten.	Of ten and under fifteen.	Of fifteen and under twenty.	Of twenty and under thirty.	Of thirty and under forty.	Of forty and under fifty.	Of fifty and under sixty.	Of sixty and under seventy.	Of seventy and under eighty.	Of eighty and under ninety.	Of ninety and under one hundred.	Of one hundred and upwards.	FEMALES. Under five years of age.	Of five and under ten.	Of ten and under fifteen.	Of fifteen and under twenty.	Of twenty and under thirty.	Of thirty and under forty.	Of forty and under fifty.	Of fifty and under sixty.	Of sixty and under seventy.	Of seventy and under eighty.	Of eighty and under ninety.	Of ninety and under one hundred.	Of one hundred and upwards.
		under 5	5 to 10	10 to 15	15 to 20	20 to 30	30 to 40	40 to 50	50 to 60	60 to 70	70 to 80	80 to 90	90 to 100	100, &c.	under 5	5 to 10	10 to 15	15 to 20	20 to 30	30 to 40	40 to 50	50 to 60	60 to 70	70 to 80	80 to 90	90 to 100	100, &c.
	Lewis Richerson	1	2	1	2		1								1					1							
	Lewis Etheredge		1		2				1								1					1					
	Aaron Etheredge	1			1														1								
	William White			1	1	2				1								2				1					
	Susanah Weiss	1	1																	1							
	Sarah Greathouse				1															1							
	Asa Coggin	1	1	2			1								2			1		1							
	Thomas Welk	2				1												1	1								
	Abram Bush					1		1	1						2			1									
	James Coggin					1													1								
	David Strawn			1	2				1							1	3	1			1						
	Jackson Strawn	2				1									1	1			1								
	Elizabeth Niblett																1						1				
	Elijah New	2				1													1								
	William New	1				1													1								
	Charles Vernon					1									3				1								
	Luke Robinson		1		2	1		1							2	1				1							
	Alexander Scott	1				1									2				1								
	Eli Snow	1				1									1				1								
	William Gilbert	3	1	2		1		1							2		1		1		1						
	James Mize	1		1	1	1	1			1					2		1		1								
	Young Thornton					1										2	2	1				1					
	William N. Allen	2	1				1									1			1								
	Jesse Lukroy		1						1								1	1			1						
	William Lukroy	2	1			1									2	1			1								
	Jesse Turner	2	2	1			1													1							
		23	12	9	12	10	5	3	4	2					20	7	10	8	13	6	3	3	1				

DUFF GREEN, PRINTER.

of both the Marshal's and Assistants' District (or County) of GUERNSEY

SLAVES.												FREE COLORED PERSONS.												TOTAL.	WHITE PERSONS included in the foregoing.				SLAVES AND COLORED PERSONS, included in foregoing.			
MALES.							FEMALES.					MALES.						FEMALES.												
Under ten years of age.	Of ten and under twenty-four.	Of twenty-four and under thirty-six.	Of thirty-six and under fifty-five.	Of fifty-five and under one hundred.	Of one hundred and upwards.	Under ten years of age.	Of ten and under twenty-four.	Of twenty-four and under thirty-six.	Of thirty-six and under fifty-five.	Of fifty-five and under one hundred.	Of one hundred and upwards.	Under ten years of age.	Of ten and under twenty-four.	Of twenty-four and under thirty-six.	Of thirty-six and under fifty-five.	Of fifty-five and under one hundred.	Of one hundred and upwards.	Under ten years of age.	Of ten and under twenty-four.	Of twenty-four and under thirty-six.	Of thirty-six and under fifty-five.	Of fifty-five and under one hundred.	Of one hundred and upwards.		Who are deaf and dumb, of the age of fourteen years and under twenty-five.	Who are deaf and dumb, under fourteen years of age.	Who are deaf and dumb, of the age of twenty-five and upwards.	Who are blind.	Who are deaf and dumb, of the age of fourteen years and under twenty-five.	Who are deaf and dumb, under fourteen years of age.	Who are blind.
under 10	10 to 24	24 to 36	36 to 55	55 to 100	100, &c.	under 10	10 to 24	24 to 36	36 to 55	55 to 100	100, &c.	under 10	10 to 24	24 to 36	36 to 55	55 to 100	100, &c.	under 10	10 to 24	24 to 36	36 to 55	55 to 100	100, &c.		under 14	14 to 25	25, &c.	ALIENS—Foreigners not naturalized.	under 14	14 to 25	25, &c.
1						1	1																	1 2							
1	2					1	1																	1 1							
2							2																	7							
																								8							
																								3							
																								2							
																								9							
																								6							
1																								7							
							1																	2							
																								1							
																								6							
																								2							
																								1							
																								3							
																								5							
2	2						1	1	1															1 6							
																								5							
																								1							
							2	1	1															1 7							
																								+ 10							
																								1							
																								6							
																								5							
																								8							
																								7							
6	5						5	1	2															+ 86							
																								1852							

1882

25

SCHEDULE of the whole number of Persons within the Division allotted to

Name of County, City, Ward, Town, Township, Parish, Precinct, Hundred, or District.	NAMES OF HEADS OF FAMILIES.	FREE WHITE PERSONS, (INCLUDING HEADS OF FAMILIES.) MALES. Under five years of age.	Of five and under ten.	Of ten and under fifteen.	Of fifteen and under twenty.	Of twenty and under thirty.	Of thirty and under forty.	Of forty and under fifty.	Of fifty and under sixty.	Of sixty and under seventy.	Of seventy and under eighty.	Of eighty and under ninety.	Of ninety and under one hundred.	Of one hundred and upwards.	FEMALES. Under five years of age.	Of five and under ten.	Of ten and under fifteen.	Of fifteen and under twenty.	Of twenty and under thirty.	Of thirty and under forty.	Of forty and under fifty.	Of fifty and under sixty.	Of sixty and under seventy.	Of seventy and under eighty.	Of eighty and under ninety.	Of ninety and under one hundred.
		under 5	5 to 10	10 to 15	15 to 20	20 to 30	30 to 40	40 to 50	50 to 60	60 to 70	70 to 80	80 to 90	90 to 100	100, &c.	under 5	5 to 10	10 to 15	15 to 20	20 to 30	30 to 40	40 to 50	50 to 60	60 to 70	70 to 80	80 to 90	90 to 100
	Cornelious Fogaly	1	1	1	1			1							1		1	1		1						
	Thomas C. Berry	2	1	1			1									2					1				1	
	Linsey Johnson					1									2				1							
	Thomas Lumkin	1	1	1	1	1	1	1										1		1			1			
	George Lumkin	1	2				1								1				1							
	Joseph Clarkston	1	2	2			1								2					1						
	Jesse Foreby	2	2				1								1			1								
	Turner Drake		1	1		1			1								1	1			1					
	Jesse Turner	3	1	1			1													1						
	Abraham Tason		2				1								4				1		1					
	Robert W. Halcomb	1	1			1									1				1							
	James Strawn					1									2				1							
	Alford Hutcherson					1									2				1							
	John L. Veat			3		1		1							1	1				1	1					
	Oren B. Veat					1									1				1							
	William Roadle	1	1	2				1									1			1						
	John Hodges		1				1										2			1						
	Bazzell Wooly	1				1									1			1	1							
	Jesse Stancell	1				2				1									1			1				
	Ferdinand Duke	1				1									2				1							
	John W. Stancell					1												1								
	Littleton Strawn	1				1									1				1							
	Ambers Blackwell	3			1		1									1			1							
	Obidah Fomby	1	1	1	1	1		1								1	1			1			1			
	Jesse Wade	2	1	1			1								1			1		1						
	Samuel Scott			1	1	1			1									1				1				
		23	14	15	5	16	10	4	2	1					23	5	6	8	12	9	4	2	2		1	

at Post by the Marshal of the [illegible] District (or Territory) of [illegible]

SLAVES.												FREE COLORED PERSONS.												TOTAL.	WHITE PERSONS included in the foregoing.			SLAVES AND COLORED PERSONS, included in foregoing.		
MALES.						FEMALES.						MALES.						FEMALES.											
Under ten years of age.	Of ten and under twenty-four.	24 to 36	36 to 55	55 to 100	100, &c.	Under 10	10 to 24	24 to 36	36 to 55	55 to 100	100, &c.	Under ten years of age.	Of ten and under twenty-four.	24 to 36	36 to 55	55 to 100	100, &c.	Under ten years of age.	Of ten and under twenty-four.	24 to 36	36 to 55	55 to 100	100, &c.		ALIENS—Foreigners not naturalized.	Who are Deaf and Dumb, under fourteen years of age.	Who are Deaf and Dumb, of the age of fourteen and under twenty-five.	Who are blind.	Who are Deaf and Dumb, of the age of twenty-five and upwards.	
Of one hundred and upwards.	Of fifty-five and under one hundred.	Of forty-five and under fifty-five.	Of thirty-six and under forty-five.	Of twenty-four and under thirty-six.	Of ten and under twenty-four.	Under ten years of age.	Of one hundred and upwards.	Of fifty-five and under one hundred.	Of forty-five and under fifty-five.	Of thirty-six and under forty-five.	Of twenty-four and under thirty-six.	Of ten and under twenty-four.	Under ten years of age.	Of one hundred and upwards.	Of fifty-five and under one hundred.	Of forty-five and under fifty-five.	Of thirty-six and under forty-five.	Of twenty-four and under thirty-six.	Of ten and under twenty-four.	Under ten years of age.	Of one hundred and upwards.	Of fifty-five and under one hundred.	Of forty-five and under fifty-five.	Of thirty-six and under forty-five.	Of twenty-four and under thirty-six.	Of ten and under twenty-four.						
																										Under 14	14 to 25	25, &c.	Under 14	14 to 25	25, &c.	
																								9							
																								1	9						
																									11						
																									9						
																									6						
																									4						
																									1						
																									8						
																									1						
																									1						
																									9						
																									5						
																									1						
																									6						
																									5						
																									1						
																									2						
																									1						
																									2						
																									1						
																									2						
																									8						
																									1						

(No. 4.)
26

SCHEDULE of the whole number of Persons within the Division allotted to

Name of County, City, Ward, Town, Township, Parish, Precinct, Hundred, or District.	NAMES OF HEADS OF FAMILIES.	FREE WHITE PERSONS, (INCLUDING HEADS OF FAMILIES.)																														
		MALES.													FEMALES.																	
		Under five years of age.	Of five and under ten.	Of ten and under fifteen.	Of fifteen and under twenty.	Of twenty and under thirty.	Of thirty and under forty.	Of forty and under fifty.	Of fifty and under sixty.	Of sixty and under seventy.	Of seventy and under eighty.	Of eighty and under ninety.	Of ninety and under one hundred.	Of one hundred and upwards.	Under five years of age.	Of five and under ten.	Of ten and under fifteen.	Of fifteen and under twenty.	Of twenty and under thirty.	Of thirty and under forty.	Of forty and under fifty.	Of fifty and under sixty.	Of sixty and under seventy.	Of seventy and under eighty.	Of eighty and under ninety.	Of ninety and under one hundred.	Of one hundred and upwards.					
		under 5	5 to 10	10 to 15	15 to 20	20 to 30	30 to 40	40 to 50	50 to 60	60 to 70	70 to 80	80 to 90	90 to 100	100, &c.	under 5	5 to 10	10 to 15	15 to 20	20 to 30	30 to 40	40 to 50	50 to 60	60 to 70	70 to 80	80 to 90	90 to 100	100, &c.					
	Jeremiah Nicholl	.	.	.	.	1	.	.	.	.	.	.	.	.	.	.	.	.	.	.	.	.	1	.	.	.	.	.	.	.	.	.	.
	James C. Scott	.	.	.	1	.	.	.	.	.	.	.	.	.	.	.	.	1	.	.	.	.	.	.	.	.	.	.	.	.	.	.	.
	Hardy Richerson	.	.	.	.	1	.	.	.	.	.	.	.	.	2	.	.	1	.	.	.	.	.	.	.	.	.	.	.	.	.	.	.
	Redman Early	.	.	.	.	1	.	.	.	.	.	.	.	.	.	1	.	.	1	.	.	.	.	.	.	.	.	.	.	.	.	.	.
	Benjamin H. Payne	1	.	.	.	.	1	.	.	.	.	.	.	.	1	.	.	.	1	.	.	.	.	.	.	.	.	.	.	.	.	.	.
	Mason Smith	1	.	.	1	.	.	1	.	.	.	.	.	.	1	2	1	1	.	.	.	1	.	.	.	.	.	.	.	.	.	.	.
	Marshall Smith	2	.	.	.	1	.	.	.	.	.	.	.	.	.	.	.	1	.	.	.	.	.	.	.	.	.	.	.	.	.	.	.
	John Hennedge	2	2	.	.	.	1	.	.	.	.	.	.	.	1	1	.	.	.	.	1	.	.	.	.	.	.	.	.	.	.	.	.
	James Richerson	2	1	.	.	1	.	.	.	.	.	.	.	.	.	1	.	.	1	.	.	.	.	.	.	.	.	.	.	.	.	.	.
	Colin Bass	2	1	.	.	1	.	.	.	.	.	.	.	.	.	1	.	.	1	.	.	.	.	.	.	.	.	.	.	.	.	.	.
	William Bass	.	.	1	1	1	.	1	.	.	.	.	.	.	.	.	1	.	.	.	.	.	.	.	.	.	.	.	.	.	.	.	.
	James Hodges	1	.	.	.	.	1	.	.	.	.	.	.	.	.	1	1	.	.	1	.	.	.	.	.	.	.	.	.	.	.	.	.
	Cadet Hamellan	1	1	.	1	.	1	.	.	1	.	.	.	.	1	1	.	.	1	.	.	1	.	.	.	.	.	.	.	.	.	.	.
	Geo. W. Hamellan	1	.	.	.	1	.	.	.	.	.	.	.	.	1	.	.	1	.	.	.	.	.	.	.	.	.	.	.	.	.	.	.
	Benjamin Ezell	1	1	1	2	.	1	.	.	.	.	.	.	.	1	1	.	1	.	.	1	.	.	.	.	.	.	.	.	.	.	.	.
	McKinzy Elerbee	.	.	.	.	.	1	.	.	.	.	.	.	.	1	1	.	1	.	.	.	.	.	.	.	.	.	.	.	.	.	.	.
	Samuel M. Chin	.	1	.	1	.	.	.	.	.	.	.	.	.	1	.	.	1	.	.	.	.	.	.	.	.	.	.	.	.	.	.	.
	Lucy Jones	1	1	1	1	.	.	.	.	.	.	.	.	.	1	1	.	.	2	.	.	.	.	.	.	.	.	.	.	.	.	.	.
	John Cushman	.	1	1	.	.	.	1	.	.	.	.	.	.	.	.	1	.	.	.	1	.	.	.	.	.	.	.	.	.	.	.	.
	William Berry	.	1	1	.	.	.	1	.	.	.	.	.	.	2	1	.	1	1	.	.	.	.	.	.	.	.	.	.	.	.	.	.
	John Stocks	1	1	.	.	1	.	1	.	.	.	.	.	.	1	2	.	.	1	.	.	.	.	.	.	.	.	.	.	.	.	.	.
	Canan Nunn	.	.	.	.	1	.	.	.	.	.	.	.	.	.	.	.	.	.	.	.	.	.	.	.	.	.	.	.	.	.	.	.
	Harrison Jones	.	.	.	.	1	.	.	.	.	1	.	.	.	.	.	.	.	.	.	.	.	.	.	.	.	.	.	.	.	.	.	.
	William S. Jones	1	.	.	.	1	.	.	.	.	.	.	.	.	1	.	.	1	.	.	.	.	.	.	.	.	.	.	.	.	.	.	.
	Lemuel Lapeter	1	1	1	.	.	1	.	.	.	.	.	.	.	3	1	.	1	1	1	.	.	.	.	.	.	.	.	.	.	.	.	.
	John P. Jones	.	1	.	.	1	.	1	.	.	.	.	.	.	.	1	.	.	.	1	.	.	.	.	.	.	.	.	.	.	.	.	.
	Charles R. Hearn	1	2	.	.	1	1	.	.	.	.	.	.	.	1	.	1	.	1	.	.	.	.	.	.	.	.	.	.	.	.	.	.
		19	15	6	8	11	8	6	.	.	2	.	.	.	19	16	5	7	11	6	3	.	3	.	.	.	.	.	.	.	.	.	.

of both by the Marshal of the [illegible] District (or Territory) of [illegible]

SLAVES.												FREE COLORED PERSONS.												TOTAL.	WHITE PERSONS included in the foregoing.					SLAVES AND COLORED PERSONS, included in foregoing.		
MALES.						FEMALES.						MALES.						FEMALES.													
Under ten years of age.	10 to 24	24 to 36	36 to 55	55 to 100	100, &c.	under 10	10 to 24	24 to 36	36 to 55	55 to 100	100, &c.	Under ten years of age.	10 and under twenty-four.	Of twenty-four and under thirty-six.	Of thirty-six and under fifty-five.	Of fifty-five and under one hundred.	Of one hundred and upwards.	Under ten years of age.	10 and under twenty-four.	Of twenty-four and under thirty-six.	Of thirty-six and under fifty-five.	Of fifty-five and under one hundred.	Of one hundred and upwards.		Who are Deaf and Dumb, under fourteen years of age.	Who are Deaf and Dumb, of the age of fourteen and under twenty-five.	Who are Deaf and Dumb, twenty-five and upwards.	Who are blind.	ALIENS—Foreigners not naturalized.	Who are Deaf and Dumb, under fourteen years of age.	Who are Deaf and Dumb, of the age of fourteen and under twenty-five.	Who are Deaf and Dumb, twenty-five and upwards.
																									under 14	14 to 25	25, &c.			under 14	14 to 25	25, &c.
	1						1																	5								
																								2								
																								4								
																								5								
						2																		6								
																								6								
																								5								
2	3					1		1																7								
1	1	1						1	1															6								
																								9								
																								10								
																								11								
																								11								
									1															7								
																								5								
																								8								
6	1	4	1			2	3	1	1															27								
	2	3	4			2	1																	19								
3	3	1	1			1	1	1	5															25								
1	2	1				3	2	2	1															24								
																								11								
6	1	1				6	5	5	3															38								
4	2					5	4	2																31								
24	13	2				25	21	14	11															293								

(No. 4.)

No. 27

SCHEDULE of the whole number of Persons within the Division allotted to

| Names of County, City, Ward, Town, Township, Parish, Precinct, Hundred, or District. | NAMES OF HEADS OF FAMILIES. | FREE WHITE PERSONS, (INCLUDING HEADS OF FAMILIES.) | | |

by the Marshal of the [illegible] District (or Territory) of [illegible]

SLAVES.												FREE COLORED PERSONS.												TOTAL.	WHITE PERSONS included in the foregoing.						SLAVES AND COLORED PERSONS, included in foregoing.					
MALES.						FEMALES.						MALES.						FEMALES.																	
Of ten and under twenty-four.	Of twenty-four and under thirty-six.	Of thirty-six and under fifty-five.	Of fifty-five and under one hundred.	Of one hundred and upwards.		Under ten years of age.	Of ten and under twenty-four.	Of twenty-four and under thirty-six.	Of thirty-six and under fifty-five.	Of fifty-five and under one hundred.	Of one hundred and upwards.	Under ten years of age.	Of ten and under twenty-four.	Of twenty-four and under thirty-six.	Of thirty-six and under fifty-five.	Of fifty-five and under one hundred.	Of one hundred and upwards.	Under ten years of age.	Of ten and under twenty-four.	Of twenty-four and under thirty-six.	Of thirty-six and under fifty-five.	Of fifty-five and under one hundred.	Of one hundred and upwards.		Who are Deaf and Dumb, under fourteen years of age.	Who are Deaf and Dumb, of the age of fourteen and under twenty-five.	Who are Deaf and Dumb, of the age of twenty-five and upwards.	Who are blind.	ALIENS—Supposed not naturalized.	Who are Deaf and Dumb, under fourteen years of age.	Who are Deaf and Dumb, of the age of fourteen and under twenty-five.	Who are Deaf and Dumb, of the age of twenty-five and upwards.	Who are blind.
10 to 24	24 to 36	36 to 55	55 to 100	100, &c.		under 10	10 to 24	24 to 36	36 to 55	55 to 100	100, &c.	under 10	10 to 24	24 to 36	36 to 55	55 to 100	100, &c.	under 10	10 to 24	24 to 36	36 to 55	55 to 100	100, &c.			under 14	14 to 25	25, &c.				under 14	14 to 25	25, &c.	
							1																	5											
1						1	1																	9											
2	1					1	1																	8											
1	2	1				3	3		1															8											
10	8	6				14	8	5	4															1	7										
3	3	4					3	2																1	8										
																								5											
1	2	3				1	2																	1	7										
																								8											
							1																	9											
							1																	1	0										
																								2											
																								5											
2	6	1				3	2																	1	3	1									
1		1				1	1																	5											
	1																							1	0										
																								5											
																								2	4										
																								1	0										
																								1	5										
																								+	+ 12										
																								+	+ 10										
																									6										
																									7										
						1		1																1	3										
																									7										
1						1	1																		7	11									
																									4	7									
25	20	8				24	27	7	4															3	26	1									
						25		8																32	7										

(No. 2.)

28

SCHEDULE of the whole number of Persons within the Division allotted to

| Name of County, City, Ward, Town, Township, Parish, Precinct, Hundred, or District. | NAMES of HEADS OF FAMILIES. | FREE WHITE PERSONS, (INCLUDING HEADS OF FAMILIES.) | | |

...by the Marshal of the ... District (or Territory) of ...

55

28

SLAVES.												FREE COLORED PERSONS.												TOTAL.	WHITE PERSONS included in the foregoing.				SLAVES AND COLORED PERSONS, included in foregoing.			
MALES.						FEMALES.						MALES.						FEMALES.												
Under ten years of age.	10 to 24	24 to 36	36 to 55	55 to 100	100, &c.	Under 10	10 to 24	24 to 36	36 to 55	55 to 100	100, &c.	Under 10	10 to 24	24 to 36	36 to 55	55 to 100	100, &c.	Under 10	10 to 24	24 to 36	36 to 55	55 to 100	100, &c.		Who are deaf and Dumb, under 14 years of age.	Who are Deaf and Dumb, of the age of 14 to 25	Who are Deaf and Dumb, of the age of 25, &c.	Who are blind.	Who are deaf and Dumb, under 14 years of age.	Who are Deaf and Dumb, of the age of 14 to 25	Who are Deaf and Dumb, of the age of 25, &c.
Under ten years of age.	Of ten and under twenty-four.	Of twenty-four and under thirty-six.	Of thirty-six and under fifty-five.	Of fifty-five and upwards.		Under ten years of age.	Of ten and under twenty-four.	Of twenty-four and under thirty-six.	Of thirty-six and under fifty-five.	Of fifty-five and upwards.		Under ten years of age.	Of ten and under twenty-four.	Of twenty-four and under thirty-six.	Of thirty-six and under fifty-five.	Of fifty-five and upwards.		Under ten years of age.	Of ten and under twenty-four.	Of twenty-four and under thirty-six.	Of thirty-six and under fifty-five.	Of fifty-five and upwards.									
																								1							
																								0							
																								6							
																								3							
																								2							
																								7							
																								5							
																								1							
																								2							
																								6							
																								3							
																								8							
																								1							
																								1							
																								6							
																								1							
																								1							
																								4							
																								2							
																								6							
																								3							
																								1							
																								8							
																								1							
																								1							
																								2							
																								6							
																								2							
3	4	2	2	1	1	2	7	3	1	2														192							

(No. 2.)

29

SCHEDULE of the white number of Persons within the Division allotted to

| Name of County, City, Ward, Town, Township, Parish, Precinct, Hundred, or District. | NAMES of HEADS OF FAMILIES. | FREE WHITE PERSONS, (INCLUDING HEADS OF FAMILIES.) | | |

...ed by the Marshal of the ... District (or Territory) of ...

SLAVES.												FREE COLORED PERSONS.												TOTAL.	WHITE PERSONS included in the foregoing.			SLAVES AND COLORED PERSONS, included in foregoing.		
MALES.						FEMALES.						MALES.						FEMALES.											
Under ten years of age.	10 to 24	24 to 36	36 to 55	55 to 100	100, &c.	under 10	10 to 24	24 to 36	36 to 55	55 to 100	100, &c.	under 10	10 to 24	24 to 36	36 to 55	55 to 100	100, &c.	under 10	10 to 24	24 to 36	36 to 55	55 to 100	100, &c.			Who are deaf and Dumb, of the age of twenty-five and upwards.	Who are Deaf and Dumb, of the age of fourteen and under twenty-five.	Who are Deaf and Dumb, under fourteen years of age.	Who are Deaf and Dumb, of the age of fourteen and under twenty-five.	Who are Deaf and Dumb, of the age of twenty-five and upwards.
2	1	2	1				1	2	1																				
							1	1																					
1																													
1							1	1	1																				
	1																												
2	3							1																					
2	1	1					1	1	1																				
7	6	4	1				6	5	4	1																			

1 8 6
1 7
1 5
1 6
1 6
1 6
1 6
1 9
1 8
1 7
1 1
1 1
1 8
1 1
1 1
1 1
1 5
1 3
1 1
1 2
1 1
1 8 7
1 6
1 8 6
184

(No. 4.)
30

SCHEDULE of the white number of Persons within the Division allotted to

Name of County, City, Ward, Town, Township, Parish, Precinct, Hundred, or District.	NAMES of HEADS OF FAMILIES.	FREE WHITE PERSONS, (INCLUDING HEADS OF FAMILIES.)																																				
		MALES.																	FEMALES																					
		Under five years of age.	Of five and under ten.	Of ten and under fifteen.	Of fifteen and under twenty.	Of twenty and under thirty.	Of thirty and under forty.	Of forty and under fifty	Of fifty and under sixty.	Of sixty and under seventy.	Of seventy and under eighty.	Of eighty and under ninety.	Of ninety and under one hundred.	Of one hundred and upwards.	Under five years of age.	Of five and under ten.	Of ten and under fifteen.	Of fifteen and under twenty.	Of twenty and under thirty	Of thirty and under forty.	Of forty and under fifty.	Of fifty and under sixty	Of sixty and under seventy.	Of seventy and under eighty.	Of eighty and under ninety.	Of ninety and under one hundred.	Of one hundred and upwards.										
		under 5	5 to 10	10 to 15	15 to 20	20 to 30	30 to 40	40 to 50	50 to 60	60 to 70	70 to 80	80 to 90	90 to 100	100, &c.	under 5	5 to 10	10 to 15	15 to 20	20 to 30	30 to 40	40 to 50	50 to 60	60 to 70	70 to 80	80 to 90	90 to 100	100, &c.										
	Barnett Meacham	2				1	1									1			1																			
	Hendrick Meacham	1	3	1		1										1				1																		
	Marcus Meacham	1	1			1		1								2	3	1		1																		
	William Cates	2	1			1										1			1	1																		
	Lawrence Baker					1										1			1																			
	James Cates	1	1	2		1		1									1	1	1	1																		
	Samuel Crosby	2	1				1										1			1																		
	Richard Kinnat	2				1													1																		
	Jackson Kinnat		1		2				1							1	1	2			1																
	John Fox	1	2	1				1								1			1																		
	James Mahoney	2					1										2		1																		
	William Fuller	2			2														1																		
	Eli Hobbs			2			1								1				1																		
	Andrew Hansen	2				1									1				1																		
	Reuben Dungey	1	1	1			1										1	1	1	1																		
	Ledlow Pegg	8																			1		1														
	Humphrey Cooper	2	1	2	2		1		1								1				1		1														
	Elizabeth Lane	1	1	1											1						1																
	Hall Hudson	2	1	1	1		1								1				1		1																
	Isaac Middlebrooks	1				1									2				1																		
	Zan Middlebrooks	2	2	1	2		1								2		1				1		1														
	George Gibson					2		1										2				1																
	John Rogers			1	1		1												1																		
	Elizabeth Pierce		1			2											3	2	1		1																
	Thomas Pierce	1				1												1																			
	David Middlebrooks	1	2				1													1																	
		37	30	13	10	13	7	2	2	1					17	16	8	12	10	8	6	1	3														

BUTT GREEN, PRINTER

...by the Marshal of the ... District (or Territory) of ...

59

30

SLAVES.												FREE COLORED PERSONS.												TOTAL.	WHITE PERSONS included in the foregoing.					SLAVES AND COLORED PERSONS included in foregoing.			
MALES.						FEMALES.						MALES.						FEMALES.													
Under ten years of age.	Of ten and under twenty-four.	Of twenty-four and under thirty-six.	Of thirty-six and under fifty-five.	Of fifty-five and under one hundred.	Of one hundred and upwards.	Under ten years of age.	Of ten and under twenty-four.	Of twenty-four and under thirty-six.	Of thirty-six and under fifty-five.	Of fifty-five and under one hundred.	Of one hundred and upwards.	Under ten years of age.	Of ten and under twenty-four.	Of twenty-four and under thirty-six.	Of thirty-six and under fifty-five.	Of fifty-five and under one hundred.	Of one hundred and upwards.	Under ten years of age.	Of ten and under twenty-four.	Of twenty-four and under thirty-six.	Of thirty-six and under fifty-five.	Of fifty-five and under one hundred.	Of one hundred and upwards.		Who are white.	Who are Deaf and Dumb, of the age of twenty-five and upwards.	Who are Deaf and Dumb, of the age of fourteen and under twenty-five.	Who are Deaf and Dumb, under fourteen years of age.	Who are Blind.	Who are white.	Who are Deaf and Dumb, of the age of twenty-five and upwards.	Who are Deaf and Dumb, of the age of fourteen and under twenty-five.	Who are Deaf and Dumb, under fourteen years of age.	Who are Blind.
																									under 14	14 to 25	25, &c.			under 14	14 to 25	25, &c.	
2			2				2																		6								
																									1	1							
1							1																		1	1							
	6					1	1																			1							
4	2		4			1	3	2	2	1																4							
																									3	3							
																										6							
2		1	2			1	2																		1	5							
2	2		1			1	2	1	1	1															2	1							
																										1							
							1																			7							
						1	1																			7							
							1																			5							
							1																			6							
1						1	1		2																	13							
	1		1				2	1																		7							
	1						1																		1	11							
4	2	1	2			1	1	2	1	1															2	3							
3	2					2	2	1	2																2	3							
	1	1					1																			7							
1	1					1	3																		1	8							
	2						2	1																	1	1							
																										11							
				1																					1	6							
																										3							
							1																			6							
8	18	3	12	1		1	19	28	9	7	3														3	26							
									8																294								

(No. 4.)

31

SCHEDULE of the whole number of Persons within the Division allotted to

Name of County, City, Ward, Town, Township, Parish, Precinct, Hundred, or District.	NAMES OF HEADS OF FAMILIES.	FREE WHITE PERSONS, (INCLUDING HEADS OF FAMILIES.) MALES. Under five years of age.	Of five and under ten.	Of ten and under fifteen.	Of fifteen and under twenty.	Of twenty and under thirty.	Of thirty and under forty.	Of forty and under fifty.	Of fifty and under sixty.	Of sixty and under seventy.	Of seventy and under eighty.	Of eighty and under ninety.	Of ninety and under one hundred.	Of one hundred and upwards.	FEMALES. Under five years of age.	Of five and under ten.	Of ten and under fifteen.	Of fifteen and under twenty.	Of twenty and under thirty.	Of thirty and under forty.	Of forty and under fifty.	Of fifty and under sixty.	Of sixty and under seventy.	Of seventy and under eighty.	Of eighty and under ninety.	Of ninety and under one hundred.	[illegible]
		under 5	5 to 10	10 to 15	15 to 20	20 to 30	30 to 40	40 to 50	50 to 60	60 to 70	70 to 80	80 to 90	90 to 100	100, &c.	under 5	5 to 10	10 to 15	15 to 20	20 to 30	30 to 40	40 to 50	50 to 60	60 to 70	70 to 80	80 to 90	90 to 100	100,
	David Fenning	1				1									2	2			1								
	John Middlebrooks					1					1											1					
	John Middlebrooks Jr.	2	2	1		1									1	1			1								
	Jeremiah Boggus									1													1				
	William Moss		1				1								2				1								
	Samuel Bryan						1													1				1			
	Gabriel Gunn										1													1			
	Leonard Crawford	2													1				2								
	Nathan A. Simms		1	1		1			1														1				
	Richard Kidd		2	1			1								2						1						
	[illegible]	2			1																						
	[illegible]	2	1		1												1	1		1		1					
	[illegible]																										
	[illegible]	3					1									2			1								
	[illegible]				1	1												1									
	William Wilkins			1		2			1								2	1	2			1					
	[illegible]						1															1					
	[illegible]	2				1									1	2			1								
	John [illegible]	3	1	1	3			1								2	2			1		1					
	Reuben [illegible]			1		1									2				1								
	David [illegible]					1			1								1	1		1							
	David Dunlap	3					1													1							
	Jesse Darnell	1	1				1								2				1								
	Matthew Belcher				1													1									
	William Henderson		2	1				1							2					1							
	Samuel Darnell			1			1													1							
		21	11	8	9	11	8	2	3	1	2				15	9	6	5	11	7	1	5	2	2			

DUFF GREEN, PRINTER.

of both by the Marshal of the [illegible] District (or Territory) of [illegible]

SLAVES.																								FREE COLORED PERSONS.																								TOTAL.	WHITE PERSONS included in the foregoing.			SLAVES AND COLORED PERSONS, included in foregoing.		
MALES.								FEMALES.																MALES.												FEMALES.																				
Under ten years of age.	10 to 24	24 to 36	36 to 55	55 to 100	100, &c.	Under 10	10 to 24	24 to 36	36 to 55	55 to 100	100, &c.	Under 10	10 to 24	24 to 36	36 to 55	55 to 100	100, &c.	Under 10	10 to 24	24 to 36	36 to 55	55 to 100	100, &c.	Under ten years of age.	Of ten and under twenty-four.	Of twenty-four and under thirty-six.	Of thirty-six and under fifty-five.	Of fifty-five and under one hundred.	Of one hundred and upwards.	Under ten years of age.	Of ten and under twenty-four.	Of twenty-four and under thirty-six.	Of thirty-six and under fifty-five.	Of fifty-five and under one hundred.	Of one hundred and upwards.	Under ten years of age.	Of ten and under twenty-four.	Of twenty-four and under thirty-six.	Of thirty-six and under fifty-five.	Of fifty-five and under one hundred.	Of one hundred and upwards.		Who are deaf and dumb, of the age of twenty-five and upwards.	Who are deaf and dumb, of the age of fourteen and under twenty-five.	Who are deaf and dumb, under fourteen years of age.	Who are deaf and dumb, of the age of fourteen and under twenty-five.	Who are deaf and dumb, of the age of twenty-five and upwards.
2	2	1				2	2																																															
	1						1																																														
							1	2																																														
1			1			1				1																																													
3							2																																														
1								1	1																																													
12									1																																													

(No. 2.)
32

SCHEDULE of the whole number of Persons within the Division allotted to

| Name of County, City, Ward, Town, Township, Parish, Precinct, Hundred, or District. | NAMES of HEADS OF FAMILIES. | FREE WHITE PERSONS, (INCLUDING HEADS OF FAMILIES.) | | |

by the Marshal of the District (or Territory) of

63

32

SLAVES.												FREE COLORED PERSONS.												TOTAL.	WHITE PERSONS included in the foregoing.				SLAVES AND COLORED PERSONS, included in foregoing.			
MALES.						FEMALES.						MALES.						FEMALES.												
Under ten years of age.	Of ten and under twenty-four.	24 to 36	36 to 55	55 to 100	100, &c.	under 10	10 to 24	24 to 36	36 to 55	55 to 100	100, &c.	under 10	10 to 24	24 to 36	36 to 55	55 to 100	100, &c.	under 10	10 to 24	24 to 36	36 to 55	55 to 100	100, &c.		Who are deaf and Dumb, of the age of twenty-four and upwards.	Who are Deaf and Dumb, of the age of fourteen and under twenty-five.	Who are Deaf and Dumb, under fourteen years of age.	Who are blind.	Who are deaf and Dumb, of the age of twenty-four and upwards.	Who are Deaf and Dumb, of the age of fourteen and under twenty-five.	Who are Deaf and Dumb, under fourteen years of age.	Who are blind.
																								1						
																								1						
																								2						
																								5						
																								2						
																								1						
																								2						
																								5						
																								5						
																								6						
																								6						
																								1						
																								1						
																								1						
																								1						
																								6						
																								3						
																								1						
																								5						
																								1						
																								1						
																								2						
																								1						
																								2						
																								5						
5	3	2	1	1		6	6	3	1	1														190						

(No. 4.)
33

SCHEDULE of the whole number of Persons within the Division allotted to

| Name of County, City, Ward, Town, Township, Parish, Precinct, Hundred, or District. | NAMES of HEADS OF FAMILIES. | FREE WHITE PERSONS, (INCLUDING HEADS OF FAMILIES.) | | |

...by the Marshal of the ... District (or Territory) of ... 65

SLAVES.											FREE COLORED PERSONS.											TOTAL.	WHITE PERSONS included in the foregoing.			SLAVES AND COLORED PERSONS, included in foregoing.		
MALES.						FEMALES.					MALES.						FEMALES.												
Under ten years of age.	Of ten and under twenty-four.	Of twenty-four and under thirty-six.	Of thirty-six and under fifty-five.	Of fifty-five and under one hundred.	Of one hundred and upwards.	Under ten years of age.	Of ten and under twenty-four.	Of twenty-four and under thirty-six.	Of thirty-six and under fifty-five.	Of fifty-five and under one hundred.	Of one hundred and upwards.	Under ten years of age.	Of ten and under twenty-four.	Of twenty-four and under thirty-six.	Of thirty-six and under fifty-five.	Of fifty-five and under one hundred.	Of one hundred and upwards.	Under ten years of age.	Of ten and under twenty-four.	Of twenty-four and under thirty-six.	Of thirty-six and under fifty-five.	Of fifty-five and under one hundred.	Of one hundred and upwards.		Who are Deaf and Dumb, under 14 years of age.	Who are Deaf and Dumb, of the age of 14 and under 25.	Who are blind.	Who are Deaf and Dumb, under 14 years of age.	Who are Deaf and Dumb, of the age of 14 and under 25.	Who are blind.
under 10	10 to 24	24 to 36	36 to 55	55 to 100	100, &c.	under 10	10 to 24	24 to 36	36 to 55	55 to 100	100, &c.	under 10	10 to 24	24 to 36	36 to 55	55 to 100	100, &c.	under 10	10 to 24	24 to 36	36 to 55	55 to 100	100, &c.							
																								3						
2	2						1		1															1	1					
1	3						1		1															1	2					
										1														1	2					
	1		1				2																	1	6					
1	2	1	1				2		2															2	9					
																								1	0					
																								1	6					
	2	2					2																	1	5					
1																								1	1					
																								1	1					
2	1	1					3																	1	0					
																								1	1					
																								1	1					
																								1	9					
2	3						1	1																1	1					
8	7		1				2	5	1		1													1	5					
																									5					
																									7					
	1																								7					
				1																					5					
																								1	0					
								2																	6					
																									8					
2	2						5	2	1	1	1													2	0					
	1								1																7					
19	24	5	3	1			13	15	11	2	2													27	0					

(No. 4.) 34

SCHEDULE of the whole number of Persons within the Division allotted to

Name of County, City, Ward, Town, Township, Parish, Precinct, Hundred, or District.	NAMES OF HEADS OF FAMILIES.	FREE WHITE PERSONS, (INCLUDING HEADS OF FAMILIES.) MALES. Under five years of age.	Of five and under ten.	Of ten and under fifteen.	Of fifteen and under twenty.	Of twenty and under thirty.	Of thirty and under forty.	Of forty and under fifty.	Of fifty and under sixty.	Of sixty and under seventy.	Of seventy and under eighty.	Of eighty and under ninety.	Of ninety and under one hundred.	Of one hundred and upwards.	FEMALES. Under five years of age.	Of five and under ten.	Of ten and under fifteen.	Of fifteen and under twenty.	Of twenty and under thirty.	Of thirty and under forty.	Of forty and under fifty.	Of fifty and under sixty.	Of sixty and under seventy.	Of seventy and under eighty.	Of eighty and under ninety.	Of ninety and under one hundred.	Of one hundred and upwards.
		under 5	5 to 10	10 to 15	15 to 20	20 to 30	30 to 40	40 to 50	50 to 60	60 to 70	70 to 80	80 to 90	90 to 100	100, &c.	under 5	5 to 10	10 to 15	15 to 20	20 to 30	30 to 40	40 to 50	50 to 60	60 to 70	70 to 80	80 to 90	90 to 100	100, &c.
	David Wright	1					1								1				1								
	Thomas Jarrall		1				1								1	2				1							
	William Jarrall	2	1			1									1	1				1							
	John Chisolm			1		1		1							1	1					1						
	James Hodge Sr.					1				1												1					
	Samuel B. Shelton	2				1													1								
	George Hayes		1	1	1	1			1							2	1	1	1			1					
	Ezekiel C. Hayes	1				1									2				1								
	Elizabeth Canedo	1	1	1											2					1							
	William Pace	2							1						1					1							
	Jonathan Day		1		1	1			1								1				1						
	Edmon Braing	1	1			1									1				1								
	James B. Derricott	1						1											1								
	Richmon Terrill									1													1			1	
	Henry W. Hodnell	1	1		1	1									1	1			1								
	Mary Johnson		1	1	1													1			1						
	Joseph Livingston			1						1					1					1		1					
	Henry Parten					1																					
	Nancy Barge			1		1												1			1						
	James E. Maxey		1			1																					
	Jesse Conner		2	2			1								1	1				1							
	John H. Austin		2				1								1	1				1							
	John Winfrey	1		1	1			1								1	1			1							
	David Crawford Sr.		1	2	1	1		1													1						
	John McClane	2	2				1								1	2			1								
	Zachariah D. McClain	2			1	1													1								
		18	16	11	7	14	5	4	3	3					15	12	3	3	9	8	5	3	1			1	

DUFF GREEN, PRINTER.

by the Marshal of the District (or Territory) of

SLAVES. MALES. Under ten years of age.	Of ten and under twenty-four.	Of twenty-four and under thirty-six.	Of thirty-six and under fifty-five.	Of fifty-five and under one hundred.	Of one hundred and upwards.	FEMALES. Under ten years of age.	Of ten and under twenty-four.	Of twenty-four and under thirty-six.	Of thirty-six and under fifty-five.	Of fifty-five and under one hundred.	Of one hundred and upwards.	FREE COLORED PERSONS. MALES. Under ten years of age.	Of ten and under twenty-four.	Of twenty-four and under thirty-six.	Of thirty-six and under fifty-five.	Of fifty-five and under one hundred.	Of one hundred and upwards.	FEMALES. Under ten years of age.	Of ten and under twenty-four.	Of twenty-four and under thirty-six.	Of thirty-six and under fifty-five.	Of fifty-five and under one hundred.	Of one hundred and upwards.	TOTAL.	WHITE PERSONS included in the foregoing. Who are Deaf and Dumb, under fourteen years of age.	Who are Deaf and Dumb, of the age of fourteen and under twenty-five.	Who are Deaf and Dumb, of twenty-five and upwards.	Who are blind.	ALIENS—Foreigners not naturalized.	SLAVES AND COLORED PERSONS, included in foregoing. Who are Deaf and Dumb, under fourteen years of age.	Who are Deaf and Dumb, of the age of fourteen and under twenty-five.	Who are Deaf and Dumb, of the age of fourteen and under twenty-five.	Who are blind.
under 10	10 to 24	24 to 36	36 to 55	55 to 100	100, &c.	under 10	10 to 24	24 to 36	36 to 55	55 to 100	100, &c.	under 10	10 to 24	24 to 36	36 to 55	55 to 100	100, &c.	under 10	10 to 24	24 to 36	36 to 55	55 to 100	100, &c.		under 14	14 to 25	25, &c.			under 14	14 to 25	25, &c.	
	2					1	1	2																1 0									
																								6									
																								7									
	5	1				1	3	1																1 7									
1	1	1				1	1																	8									
																								9									
				1				1		1														1 4									
																								5									
																								6									
	2					1																		8									
			1					1	1															9									
																								9									
1						1	1	1																7									
2		2	2			2	1	2	2	1														1 7									
							1																	8									
2	3					1	3	1	1	1														1 7									
2	2					1	2	1		1														1 4									
2	3	2	1			2	3	2	1															1 7									
5						1	2	1																1 3									
1							1	1																5									
																								8									
																								6									
							1																	8									
4	4					3	3	1	1															2 3									
																								9									
																								5									
20	22	6	4	1		15	23	15	6	4														2 5 7									

No. 4.)

35

SCHEDULE of the white number of Persons within the Division allotted to

Name of County, City, Ward, Town, Township, Parish, Precinct, Hundred, or District.	NAMES OF HEADS OF FAMILIES.	FREE WHITE PERSONS, (INCLUDING HEADS OF FAMILIES.) MALES. Under five years of age. under 5	Of five and under ten. 5 to 10	Of ten and under fifteen. 10 to 15	Of fifteen and under twenty. 15 to 20	Of twenty and under thirty. 20 to 30	Of thirty and under forty. 30 to 40	Of forty and under fifty. 40 to 50	Of fifty and under sixty. 50 to 60	Of sixty and under seventy. 60 to 70	Of seventy and under eighty. 70 to 80	Of eighty and under ninety. 80 to 90	Of ninety and under one hundred. 90 to 100	Of one hundred and upwards. 100, &c.	FEMALES. Under five years of age. under 5	Of five and under ten. 5 to 10	Of ten and under fifteen. 10 to 15	Of fifteen and under twenty. 15 to 20	Of twenty and under thirty. 20 to 30	Of thirty and under forty. 30 to 40	Of forty and under fifty. 40 to 50	Of fifty and under sixty. 50 to 60	Of sixty and under seventy. 60 to 70	Of seventy and under eighty. 70 to 80	Of eighty and under ninety. 80 to 90	Of ninety and under one hundred. 90 to 100	upwards. 100, &c.
	Silas McClain	1				1									1				1								
	John Puckett	1	2	2				1							1		1			1							
	Fielding Willis	1				1												1									
	John A. Rowell	1				1									1				1								
	Joel Burgess			1			1											1									
	Henry Highlower	1	1	1			1								1				1								
	James M. McDonald					1									1			1									
	James Buchanan					1				1								1			1						
	Benjamin Buchanan	1	1	1	1	1									1				1								
	Levi Snow	2	2			1									1				1								
	Green B. Turner	1	1		1	1		1							1		1	1		1							
	John Smith	1		1	1			1							1	2	1			1							
	Elijah W. Christian	1				1									2	1		1	1								
	Nancy Nance																	2			1						
	Richard Haynes			1					1													1					
	George A. Ray						1								3	2			1								
	Reuben Allen			1		2			1												1						
	James Reed	1					1								1	2			1								
	Robert Lard	1	1				1								1	1				1							
	Samuel Lard								1											1							
	Susannah Grimell			1														1	1			1					
	Charity Brown	1																		1							
	William McVeal		1		1					1					1		2	1	2		1						
	William Worrell									1								1				1					
	William G. Worrell	1				1									2				1								
	Simeon S. Worrell	2	1				1								1	2				1							
		17	10	9	4	11 12	7 6	3	3	3					20	10	5	11	12	7	4	3					

DUFF GREEN, PRINTER.

...by the Marshal of the ... District (or Territory) of ...

69

SLAVES.												FREE COLORED PERSONS.												TOTAL.	WHITE PERSONS included in the foregoing.					SLAVES AND COLORED PERSONS, included in foregoing.			
MALES.						FEMALES.						MALES.						FEMALES.													
Under ten years of age.	Of ten and under twenty-four.	Of twenty-four and under thirty-six.	Of thirty-six and under fifty-five.	Of fifty-five and under one hundred.	Of one hundred and upwards.	Under ten years of age.	Of ten and under twenty-four.	Of twenty-four and under thirty-six.	Of thirty-six and under fifty-five.	Of fifty-five and under one hundred.	Of one hundred and upwards.	Under ten years of age.	Of ten and under twenty-four.	Of twenty-four and under thirty-six.	Of thirty-six and under fifty-five.	Of fifty-five and under one hundred.	Of one hundred and upwards.	Under ten years of age.	Of ten and under twenty-four.	Of twenty-four and under thirty-six.	Of thirty-six and under fifty-five.	Of fifty-five and under one hundred.	Of one hundred and upwards.		Who are Deaf and Dumb, under fourteen years of age.	Who are Deaf and Dumb, of the age of fourteen and under twenty-five.	Who are Deaf and Dumb, of twenty-five and upwards.	White blind.	ALIENS—Foreigners not naturalized.	Who are Deaf and Dumb, under fourteen years of age.	Who are Deaf and Dumb, of the age of fourteen and under twenty-five.	Who are Deaf and Dumb, of the age of twenty-five and upwards.	Who are blind.
under 10	10 to 24	24 to 36	36 to 55	55 to 100	100, &c.	under 10	10 to 24	24 to 36	36 to 55	55 to 100	100, &c.	under 10	10 to 24	24 to 36	36 to 55	55 to 100	100, &c.	under 10	10 to 24	24 to 36	36 to 55	55 to 100	100, &c.		under 14	14 to 25	25, &c.			under 14	14 to 25	25, &c.	
		2					1																	1								
																								2								
							1	1																3								
																								6								
																								6								
							1																	1								
																								1								
																								1								
2	3	3				1	5	2		1														2								
1		1					5		1															1	3							
	1																							1	8							
																									3							
4	1		1				2	1																1	2							
																									1							
																									3							
2	2			1			1	1	1	1														1	3							
																									6							
																									2							
																									4							
																									2							
																								1	6							
																									3							
																									5							
																									5							
9	7	1	3	1			8	8	6	1	2													188								

(No. 4.)
36

SCHEDULE of the whole number of Persons within the Division allotted to

Name of County, City, Ward, Town, Township, Parish, Precinct, Hundred, or District.	NAMES of HEADS OF FAMILIES.	FREE WHITE PERSONS, (INCLUDING HEADS OF FAMILIES.)																												
		MALES.													FEMALES.															
		Under five years of age.	Of five and under ten.	Of ten and under fifteen.	Of fifteen and under twenty.	Of twenty and under thirty.	Of thirty and under forty.	Of forty and under fifty.	Of fifty and under sixty.	Of sixty and under seventy.	Of seventy and under eighty.	Of eighty and under ninety.	Of ninety and under one hundred.	Of one hundred and upwards.	Under five years of age.	Of five and under ten.	Of ten and under fifteen.	Of fifteen and under twenty.	Of twenty and under thirty.	Of thirty and under forty.	Of forty and under fifty.	Of fifty and under sixty.	Of sixty and under seventy.	Of seventy and under eighty.	Of eighty and under ninety.	Of ninety and under one hundred.	One hundred and upwards, &c.			
		under 5	5 to 10	10 to 15	15 to 20	20 to 30	30 to 40	40 to 50	50 to 60	60 to 70	70 to 80	80 to 90	90 to 100	100, &c.	under 5	5 to 10	10 to 15	15 to 20	20 to 30	30 to 40	40 to 50	50 to 60	60 to 70	70 to 80	80 to 90	90 to 100	100, &c.			
	Elizabeth Farmer																						1							
	Isaac Farmer	1	1	1		1	1								2	1			1											
	William J. Ray		2					1									2				1									
	Thacon Lapington	1				1									1					1										
	Zechariah Luellen				1				1								2					1								
	Jarrall Underwood	1					1								2	3				1			1							
	Matthew Wesley	1	1				1									2			1											
	Nimrod Lacy	1			1										1				1				1							
	James Skaggs		3	1			1								1					1										
	David Chenault	1	2	1	1	1		1							1		2				1									
	Richard Floyd			2						1						1					1									
	Joseph Henry	1			1	1									1				1											
	Matthew Glenn					1									1	1			1											
	Joseph Bacon			2		2		1								1			1		1									
	William Ruick	1	1				1									1				1										
	Gillberry Baber	1	2	1				1										1			1									
	James K. Haberry	3			1	1													1											
	Thomas Sharp		1				1								2					1										
	Joseph Morris					1		1									2		1		1									
	Jesse Smith		1	1		1		1									1	2	1			1								
	Absalom Babcock					1									1				1											
	James L. Morris					1									1				1											
	William Fisher	1					1								2				1											
	Richard Layall					1									2				1											
	Asa Jameson		1			1									2	1			1			1								
	Stephen Iler	1	1	2	2			1							1				1			1								
		14	16	11	7	14	7	5	3	1					21	11	9	6	12	5	6	4	2	1						

by the Marshal of the District (or Territory) of

71

36

SLAVES.												FREE COLORED PERSONS.												TOTAL.	WHITE PERSONS included in the foregoing.				SLAVES AND COLORED PERSONS, included in foregoing.			
MALES.						FEMALES.						MALES.						FEMALES.													
Under ten years of age.	Ten and under twenty-four.	Twenty-four and under thirty-six.	Thirty-six and under fifty-five.	Fifty-five and under one hundred.	One hundred and upwards.

(No. 4.)

37

SCHEDULE of the whole number of Persons within the Division allotted to

| Name of County, Dist., Ward, Town, Township, Parish, Precinct, Hundred, or District. | NAMES OF HEADS OF FAMILIES. | FREE WHITE PERSONS, (INCLUDING HEADS OF FAMILIES.) | | |

of both by the Marshal of the [illegible] District (or Territory) of [illegible]

SLAVES.												FREE COLORED PERSONS.												TOTAL.	WHITE PERSONS included in the foregoing.				SLAVES AND COLORED PERSONS, included in foregoing.			
MALES.						FEMALES.						MALES.						FEMALES.												
Under ten years of age.	Of ten and under twenty-four.	Of twenty-four and under thirty-six.	Of thirty-six and under fifty-five.	Of fifty-five and under one hundred.	Of one hundred and upwards.

(No. 4.)
31

SCHEDULE of the whole number of Persons within the Division allotted to

Name of County, City, Ward, Town, Township, Parish, Precinct, Hundred, or District.	NAMES of HEADS OF FAMILIES.	FREE WHITE PERSONS, (INCLUDING HEADS OF FAMILIES.)																												
		MALES.														FEMALES.														
		Under five years of age.	Of five and under ten.	Of ten and under fifteen.	Of fifteen and under twenty.	Of twenty and under thirty.	Of thirty and under forty.	Of forty and under fifty.	Of fifty and under sixty.	Of sixty and under seventy.	Of seventy and under eighty.	Of eighty and under ninety.	Of ninety and under one hundred.	Of one hundred and upwards.	Under five years of age.	Of five and under ten.	Of ten and under fifteen.	Of fifteen and under twenty.	Of twenty and under thirty.	Of thirty and under forty.	Of forty and under fifty.	Of fifty and under sixty.	Of sixty and under seventy.	Of seventy and under eighty.	Of eighty and under ninety.	Of ninety and under one hundred.				
		under 5	5 to 10	10 to 15	15 to 20	20 to 30	30 to 40	40 to 50	50 to 60	60 to 70	70 to 80	80 to 90	90 to 100	100, &c.	under 5	5 to 10	10 to 15	15 to 20	20 to 30	30 to 40	40 to 50	50 to 60	60 to 70	70 to 80	80 to 90	90 to 100	100 &c.			
	John Wiggins	1				1										1				1										
	Morgan Weller		1				1								3		1	1		1										
	Jacob L. Zachry		1				1									1			1											
	Daniel H. Zachry	1				1									1				1											
	James K. Bonefield	1				1									1				1											
	Thomas McClain	1									1				1		1				1									
	Zachariah Price	1	1			1	1								1				2											
	Gillsberry Whitehead	1				1													1											
	Martin Hickman	2	2	2			1								1		1			1										
	Wellborn Wallis	1				1													1											
	David McMurry		1		1	1				1												1								
	Hedgman Johnson					1													1											
	Rolling Hasbrouck	2				2									1				1											
	William Jeslins	1				1									1				1											
	Marcus Smallwood	1				1													1											
	Reuben L. Veal					1	1													1										
	Richard Deans	1			1	1									2				2			1								
	Alford Deans	2		1			1												1											
	Alexander Gilman	1				2													1											
	William Cockrum		1	1					1							1	1	1			1									
	John Garrett	2	1	1	1		1								2	3	1			1										
	Charles Garrett					1									1				1											
	William Dollas	3			1			1									1			1										
	Levi Mercer	2					1				1				1	2	3	1		1										
	Thomas Hutson	1	2	1			1								1	1		1		1										
	George Gordan			1	2					1							1		1			1								
		26	11	7	6	17	9	1	1	2	2				15	9	9	6	15	7	3	3								

of both by the Marshal of the [illegible] District (or Territory) of [illegible]. 95

SLAVES.												FREE COLORED PERSONS.												TOTAL.	WHITE PERSONS included in the foregoing.					SLAVES AND COLORED PERSONS, included in foregoing.					
MALES.						FEMALES.						MALES.						FEMALES.															
Under 10 years of age.	10 to 24	24 to 36	36 to 55	55 to 100	100, &c.	Under 10 years of age.	10 to 24	24 to 36	36 to 55	55 to 100	100, &c.	Under 10 years of age.	10 to 24	24 to 36	36 to 55	55 to 100	100, &c.	Under 10 years of age.	10 to 24	24 to 36	36 to 55	55 to 100	100, &c.			Who are deaf and dumb, of the age of twenty-five and upwards.	Who are Deaf and Dumb, of the age of fourteen and under twenty-five.	Who are Deaf and Dumb, under fourteen years of age.	Who are blind.	Who are Deaf and Dumb, twenty-five and upwards.	Who are Deaf and Dumb, of the age of fourteen and under twenty-five.	Who are Deaf and Dumb, under fourteen years of age.	Who are blind.	ALIENS—Foreigners not naturalized.	
																								1									
1	1					3		1																1									
								1																1									
																								1									
5							1	3	1															1									
4		1	1				1	1	1	1														1									
																								1									
																								1									
1						1																		1									

(No. 2)
39

SCHEDULE of the whole number of Persons within the Division allotted to

| Name of County, City, Ward, Town, Township, Parish, Precinct, Hundred, or District. | NAMES of HEADS OF FAMILIES. | FREE WHITE PERSONS, (INCLUDING HEADS OF FAMILIES.) | | |

of both by the Marshal of the [illegible] District (or Territory) of [illegible] 77

SLAVES.												FREE COLORED PERSONS.												TOTAL.	WHITE PERSONS included in the foregoing.				SLAVES AND COLORED PERSONS, included in foregoing.			
MALES.						FEMALES.						MALES.						FEMALES.												
Under ten years of age.	10 to 24	24 to 36	36 to 55	55 to 100	100, &c.	Under ten years of age.	10 to 24	24 to 36	36 to 55	55 to 100	100, &c.	Under ten years of age.	10 to 24	24 to 36	36 to 55	55 to 100	100, &c.	Under ten years of age.	10 to 24	24 to 36	36 to 55	55 to 100	100, &c.		Who are Deaf and Dumb, under fourteen years of age.	Who are Deaf and Dumb, of the age of fourteen and under twenty-five.	All ages—Foreigners not naturalized.	Who are blind.	Who are Deaf and Dumb, under fourteen years of age.	Who are Deaf and Dumb, of the age of fourteen and under twenty-five.	Who are blind.
																									under 14	14 to 25	25, &c		under 14	14 to 25	25, &c
																								1							
																								3							
																								3							
																								2							
																								1							
																								6							
																								7							
1																								2							
																								1							
																								7							
																								6							
																								8							
																								6							
																								7							
3	1		1			1	1		1															11							
		1				1	1																	2							
4	1	1				1	2	1																11							
							1																	6							
2	3						3	2																16							
																								6							
																								2							
																								5							
																								4							
4	4	2	1	1		6	2	2	1															3	2						
																								8							
5	11	4	3	1		11	12	5	1															~~216~~ 223							

(No. 4.)

40

SCHEDULE of the white number of Persons within the Division allotted to

Name of County, City, Ward, Town, Township, Parish, Precinct, Hundred, or District.	NAMES of HEADS OF FAMILIES.	FREE WHITE PERSONS, (INCLUDING HEADS OF FAMILIES.)																														
		MALES.													FEMALES.																	
		Under five years of age.	Of five and under ten.	Of ten and under fifteen.	Of fifteen and under twenty.	Of twenty and under thirty.	Of thirty and under forty.	Of forty and under fifty.	Of fifty and under sixty.	Of sixty and under seventy.	Of seventy and under eighty.	Of eighty and under ninety.	Of ninety and under one hundred.	Of one hundred and upwards.	Under five years of age.	Of five and under ten.	Of ten and under fifteen.	Of fifteen and under twenty.	Of twenty and under thirty.	Of thirty and under forty.	Of forty and under fifty.	Of fifty and under sixty.	Of sixty and under seventy.	Of seventy and under eighty.	Of eighty and under ninety.	Of ninety and under one hundred.						
		under 5	5 to 10	10 to 15	15 to 20	20 to 30	30 to 40	40 to 50	50 to 60	60 to 70	70 to 80	80 to 90	90 to 100	100, &c.	under 5	5 to 10	10 to 15	15 to 20	20 to 30	30 to 40	40 to 50	50 to 60	60 to 70	70 to 80	80 to 90	90 to 100	100, &c.					
	Jane Evans																1					1										
	George Cook				1						1													1								
	Andrew Karver			1	1			1							1		1	1				1										
	David Cahic					1									1	1																
	John Sawyers		2	1				1							1		1				1											
	Laney Finley		2			1		1							1			1				1										
	Elizabeth Mcclendon		1	2													2			1												
	Elizabeth Whatley														1							1										
	James Rosberry				2						1													1								
	John Thompson							1																1								
	William Thompson					1												1														
	Robert Thompson	2				1												1														
	Robert Anderson					1									1		1															
	William Thompson			1	2				1						3	1						1										
	Samuel Thompson					1												1														
	Thomas Castleton	1			1					1					2		1	1	1		1											
	Agnes Morrow	1	2														2			1												
	Samuel McCarr							1												1		1										
	James Thompson					1																		1								
	William Mann		2				1								2	1				1												
	William Wolz	2	1			1									1					1												
	Samuel Anderson									1							1															
	Ephraim Wolz					1	1			1								2	1	1												
	James Wolz					1												1														
	Samuel Duncan			1	1	1		1									2	1			1											
	Amos Sawyers					1												1														
		6	10	6	6	14	2	6	1	3	2				13	3	11	9	8	5	6	2	3	2								

237 CASES, PAPER.

by the Marshal of the District (or Territory) of

SLAVES. MALES. Under ten years of age.	Of ten and under twenty-four.	Of twenty-four and under thirty-six.	Of thirty-six and under fifty-five.	Of fifty-five and under one hundred.	Of one hundred and upwards.	FEMALES. Under ten years of age.	Of ten and under twenty-four.	Of twenty-four and under thirty-six.	Of thirty-six and under fifty-five.	Of fifty-five and under one hundred.	Of one hundred and upwards.	FREE COLORED PERSONS. MALES. Under ten years of age.	Of ten and under twenty-four.	Of twenty-four and under thirty-six.	Of thirty-six and under fifty-five.	Of fifty-five and under one hundred.	Of one hundred and upwards.	FEMALES. Under ten years of age.	Of ten and under twenty-four.	Of twenty-four and under thirty-six.	Of thirty-six and under fifty-five.	Of fifty-five and under one hundred.	Of one hundred and upwards.	TOTAL.	WHITE PERSONS included in the foregoing. Who are Deaf and Dumb, under fourteen years of age.	Who are Deaf and Dumb, of the age of fourteen and under twenty-five.	Who are Deaf and Dumb, of twenty-five and upwards.	Who are Blind.	ALIENS—Foreigners not naturalized.	SLAVES AND COLORED PERSONS, included in foregoing. Who are Deaf and Dumb, under fourteen years of age.	Who are Deaf and Dumb, of the age of fourteen and under twenty-five.	Who are Deaf and Dumb, of the age of twenty-five and upwards.	Who are Blind.
under 10	10 to 24	24 to 36	36 to 55	55 to 100	100, &c.	under 10	10 to 24	24 to 36	36 to 55	55 to 100	100, &c.	under 10	10 to 24	24 to 36	36 to 55	55 to 100	100, &c.	under 10	10 to 24	24 to 36	36 to 55	55 to 100	100, &c.		under 14	14 to 25	25 to 45			under 14	14 to 25	25 to 45	
																								2									
																								6									
4	4	1				6	2	3	1															2 8									
																								4									
2						2	2	1																1 4									
																								7									
2	1						1																	1 0									
2		1				4	2			1														1 2									
5	2					4		1																1 6									
																								2									
																								2									
																								4									
																								3									
	1							1																1 0									
																								2									
																								9									
																								6									
																								5									
							1																	3									
																								7									
																								6									
																								3									
																								7									
																								2									
1								1																1 6									
																								2									
16	8	2				16	8	7	1	1														177									

(No. 4.)

41

SCHEDULE of the whole number of Persons within the Division allotted to

Name of County, City, Ward, Town, Township, Parish, Precinct, Hundred, or District.	NAMES OF HEADS OF FAMILIES.	FREE WHITE PERSONS, (INCLUDING HEADS OF FAMILIES.) MALES. Under five years of age.	Of five and under ten.	Of ten and under fifteen.	Of fifteen and under twenty.	Of twenty and under thirty.	Of thirty and under forty.	Of forty and under fifty.	Of fifty and under sixty.	Of sixty and under seventy.	Of seventy and under eighty.	Of eighty and under ninety.	Of ninety and under one hundred.	Of one hundred and upwards.	FEMALES. Under five years of age.	Of five and under ten.	Of ten and under fifteen.	Of fifteen and under twenty.	Of twenty and under thirty.	Of thirty and under forty.	Of forty and under fifty.	Of fifty and under sixty.	Of sixty and under seventy.	Of seventy and under eighty.	Of eighty and under ninety.	Of ninety and under one hundred.	Of one hundred and upwards.
		under 5	5 to 10	10 to 15	15 to 20	20 to 30	30 to 40	40 to 50	50 to 60	60 to 70	70 to 80	80 to 90	90 to 100	100, &c.	under 5	5 to 10	10 to 15	15 to 20	20 to 30	30 to 40	40 to 50	50 to 60	60 to 70	70 to 80	80 to 90	90 to 100	100, &c.
	Robert Rabb		1	3				1							1	1	1	2		1							
	Willis Jarrell	1	2	1			1									1	1		1								
	Reuben Woodrough	2		2			1									1				1							
	Richard Rosebery	3		2	1			1														1					
	Richard Loving		1				1								2	1		2		1							
	Jesley Kinney					1										1			1								
	David Bishop		2		3				1						1		1				1						
	Nancy Ogelly																	1			1						
	Fountain Tankersley	1		3	1			1							1					1							
	Jesse Hammock			2			1								2		1	1		1							
	Thomas Hanson											1					1		1				1				
	James J. Hanson					1					1								1								
	Abenezer Warr			1	2	1			1									1				1					
	Azeriah Bradley	2				1									1				1								
	Manson Glass					1												1									
	Drury Driggers	1			1														1								
	James Driggers		1		1										1					1							
	James Garner	2				1										1			1								
	John Spears					1	1				1													1			
	Joseph Gill	2		2	1				1								2	1			1						
	Agnilous R. Brock		2				1											2	1	1							
	Edmon Kelley	2	1				1									1				1							
	John Hews		1	1	2			1							1	1	2	2			1						
	Joseph Glenn	1	1		1			1							1		1	1		1							
	Alexander Trewell	2	1	1			1									1			1								
	Elizabeth Wiggins		1	2											1					1							
		19	14	20	13	7	5	5	3		2	1			12	9	10	14	9	10	4	2	1	1			

DUFF GREEN, PRINTER.

41

of [illegible] by the Marshal of the [illegible] District (or Territory) of [illegible]

SLAVES.												FREE COLORED PERSONS.												TOTAL.	WHITE PERSONS included in the foregoing.				SLAVES AND COLORED PERSONS, included in foregoing.			
MALES.						FEMALES.						MALES.						FEMALES.												
Under 10 years of age.	10 to 24	24 to 36	36 to 55	55 to 100	100, &c.	Under ten years of age.	10 to 24	24 to 36	36 to 55	55 to 100	100, &c.	Under 10 years of age.	10 to 24	24 to 36	36 to 55	55 to 100	100, &c.	Under ten years of age.	10 to 24	24 to 36	36 to 55	55 to 100	100, &c.		Who are Deaf and Dumb, under fourteen years of age.	Who are Deaf and Dumb, of the age of fourteen and under twenty-five.	Who are Deaf and Dumb, of the age of twenty-five and upwards.	ALIENS—Foreigners not naturalized.	Who are Deaf and Dumb, under fourteen years of age.	Who are Deaf and Dumb, of the age of fourteen and under twenty-five.	Who are Deaf and Dumb, of the age of twenty-five and up.	Who are blind.
Of one hundred and upwards.	Of fifty-five and under one hundred.	Of thirty-six and under fifty-five.	Of twenty-four and under thirty-six.	Of ten and under twenty-four.	Under ten years of age.	Of one hundred and upwards.	Of fifty-five and under one hundred.	Of thirty-six and under fifty-five.	Of twenty-four and under thirty-six.	Of ten and under twenty-four.	Under ten years of age.	Of one hundred and upwards.	Of fifty-five and under one hundred.	Of thirty-six and under fifty-five.	Of twenty-four and under thirty-six.	Of ten and under twenty-four.	Under ten years of age.	Of one hundred and upwards.	Of fifty-five and under one hundred.	Of thirty-six and under fifty-five.	Of twenty-four and under thirty-six.	Of ten and under twenty-four.	Under ten years of age.		Who are Deaf and Dumb, under 14	Who are Deaf and Dumb, of the age of 14 to 25	Who are Deaf and Dumb, of the age of 25, &c.		Who are Deaf and Dumb, under 14	Who are Deaf and Dumb, of the age of 14 to 25	Who are Deaf and Dumb, of the age of 25, &c.	Who are blind.
																								1	9							
																									8							
						1	1																	1	0							
																									8							
																									3							
1	1					2	1	1																1	5							
																									2							
																									8							
					1																				8							
		2					1		1																1							
1																									7							
																									9							
																								1	6							
																									5							
																									1							
																									5							
																									5							
								1																1	1							
																									8							
									1																6							
																								1	2							
2	1		1			3	2		1															1	8							
	1																								8							
																									5							
5	11	2	1	1		8	6	3	2	1														206							

(No. 4.)

42

SCHEDULE of the whole number of Persons within the Division allotted to

Name of County, City, Ward, Town, Township, Parish, Precinct, Hundred, or District.	NAMES OF HEADS OF FAMILIES.	FREE WHITE PERSONS, (INCLUDING HEADS OF FAMILIES.) MALES. Under five years of age.	Of five and under ten.	Of ten and under fifteen.	Of fifteen and under twenty.	Of twenty and under thirty.	Of thirty and under forty.	Of forty and under fifty.	Of fifty and under sixty.	Of sixty and under seventy.	Of seventy and under eighty.	Of eighty and under ninety.	Of ninety and under one hundred.	Of one hundred and upwards.	FEMALES. Under five years of age.	Of five and under ten.	Of ten and under fifteen.	Of fifteen and under twenty.	Of twenty and under thirty.	Of thirty and under forty.	Of forty and under fifty.	Of fifty and under sixty.	Of sixty and under seventy.	Of seventy and under eighty.	Of eighty and under ninety.	Of ninety and under one hundred.
		under 5	5 to 10	10 to 15	15 to 20	20 to 30	30 to 40	40 to 50	50 to 60	60 to 70	70 to 80	80 to 90	90 to 100	100, &c.	under 5	5 to 10	10 to 15	15 to 20	20 to 30	30 to 40	40 to 50	50 to 60	60 to 70	70 to 80	80 to 90	90 to 100
	George Cameron	1				1												1								
	Charles Kee					1			1									2	2			1				
	Jashan Hammock Jr.	2	1				1								1	1			1							
	David Wiggins			1		1										1				1						
	Peter Hudson	1	2			1									2					1						
	George W. Hanson	3				1													1							
	David Thrasher	2	1	2	1		1									1				1						
	Ezekel Simington	2	1	1		1	1									1	1			1						
	Elizabeth Mires				2	1												1	2			2				
	Jonathan Branan	1		1	2				1												1					
	Calvin Brannan	1				1									1				1							
	James Puckett	1		1			1											1	1							
	John Branan	1	1	2	1				1							1					1					
	George Thompson		1		1	2				1						1		1	1				1			
	Evan Ellis	2				1													1							
	John Rabb					1												1								
	Robert Cowen	2	1	2	1			1							1	1				1		1				
	Alexander Cowen	2	1	1			1									1				1						
	James Bagby								1													1				
	Felix Simington	1		2		1		1							1	1	1			1						
	Alford Levingston					1									1			1								
	James Holland								1						1				1							
	Wiley Branan	2				1										1			1							
	Richard Q. Lane	1	1	1			1								1		1			1						
	William King			1	1				1									1				1				
	Jesse M. Ogelley	1	1			1						1			1				1		1					
		28	11	15	9	16	6	2	6	1		1			10	10	3	9	14	8	3	5	1			

of by the Marshal of the [illegible] District (or Territory) of CALIFORNIA.

42

SLAVES.												FREE COLORED PERSONS.												TOTAL.	WHITE PERSONS included in the foregoing.					SLAVES AND COLORED PERSONS, included in foregoing.				
MALES.						FEMALES.						MALES.						FEMALES.														
Under ten years of age.	Of ten and under twenty-four.	Of twenty-four and under thirty-six.	Of thirty-six and under fifty-five.	Of fifty-five and under one hundred.	Of one hundred and upwards.	Under ten years of age.	Of ten and under twenty-four.	Of twenty-four and under thirty-six.	Of thirty-six and under fifty-five.	Of fifty-five and under one hundred.	Of one hundred and upwards.	Under ten years of age.	Of ten and under twenty-four.	Of twenty-four and under thirty-six.	Of thirty-six and under fifty-five.	Of fifty-five and under one hundred.	Of one hundred and upwards.	Under ten years of age.	Of ten and under twenty-four.	Of twenty-four and under thirty-six.	Of thirty-six and under fifty-five.	Of fifty-five and under one hundred.	Of one hundred and upwards.		Who are Deaf and Dumb, under fourteen years of age.	Who are Deaf and Dumb, of the age of fourteen and under twenty-five.	Who are Deaf and Dumb, aged twenty-five and upwards.	White Idiots.	ALIENS—Foreigners not naturalized.	Who are Deaf and Dumb, under fourteen years of age.	Who are Deaf and Dumb, of the age of fourteen and under twenty-five.	Who are Deaf and Dumb, aged twenty-five and upwards.	Idiots.	
under 10	10 to 24	24 to 36	36 to 55	55 to 100	100, &c.	under 10	10 to 24	24 to 36	36 to 55	55 to 100	100, &c.	under 10	10 to 24	24 to 36	36 to 55	55 to 100	100, &c.	under 10	10 to 24	24 to 36	36 to 55	55 to 100	100, &c.		under 14	14 to 25	25, &c.			under 14	14 to 25	25, &c.	
																								5								
																								7								
																								7								
	1						2	1																5								
	1	1	1				2	1																1								
	1		1				1		1															1								
3	1		1				1		1															1								
1		2	1				1		2															6								
																								5								
																								5								
																								5								
																								4								
																								5								
																								2								
																								1								
																								3								
	1							1																1								
1	2	2					1	1	1															7								
	1						1																	5								
1								1																5								
								1																6								
5	2	1	1				3	3	3	1														29								
1	1			1			1	2	1															12								
																								7								
9	8	4	1	1			12	12	6	3														225								

(No. 4.)

43

SCHEDULE of the whole number of Persons within the Division allotted to

Name of County, City, Ward, Town, Township, Parish, Precinct, Hundred, or District.	NAMES of HEADS OF FAMILIES.	FREE WHITE PERSONS, (INCLUDING HEADS OF FAMILIES.)																												
		MALES.														FEMALES.														
		Under five years of age.	Of five and under ten.	Of ten and under fifteen.	Of fifteen and under twenty.	Of twenty and under thirty.	Of thirty and under forty.	Of forty and under fifty.	Of fifty and under sixty.	Of sixty and under seventy.	Of seventy and under eighty.	Of eighty and under ninety.	Of ninety and under one hundred.	Of one hundred and upwards.		Under five years of age.	Of five and under ten.	Of ten and under fifteen.	Of fifteen and under twenty.	Of twenty and under thirty.	Of thirty and under forty.	Of forty and under fifty.	Of fifty and under sixty.	Of sixty and under seventy.	Of seventy and under eighty.	Of eighty and under ninety.	Of ninety and under one hundred.	Of one hundred and upwards.	
		under 5	5 to 10	10 to 15	15 to 20	20 to 30	30 to 40	40 to 50	50 to 60	60 to 70	70 to 80	80 to 90	90 to 100	100, &c.		under 5	5 to 10	10 to 15	15 to 20	20 to 30	30 to 40	40 to 50	50 to 60	60 to 70	70 to 80	80 to 90	90 to 100	100, &c.		
James Cochran		1	1				1									1	1				1									
William Mansfield		2				1														1										
John King		2					1													1										
Jesse Millingham		2						1											1											
Robert Kelly		1	1				1									2	1			1										
Joseph Millingham						1														1										
Jesse Millingham Jr.					1											1				1										
William Parks			2	3	1				1											1			1							
Brinkley Parks		1				2														1										
James Loveless		2	2	2			1									1	2			1										
Thomas Mansford				1	1	1				1							1	1	1	1		1								
William Prewett		2	1				1									1				1										
Mellon Christian						1				1																				
Samuel B. Farmer		2					1									1				1										
Hardeman Millingham			1	2		1	1	1								1	1	1	1			1								
Michael Hosler		2	1				1									1				1										
Shelley Downs		1	2	1			1									2	2			1								1		
William Jones			2				1									2	2			1			1							
Mahalah Edmonson							1										1				1									
John G Weaver		1	1	1			1									1	2	1	2			1								
George Griffin					1			1										3	1			1								
John Rice		1				1													1											
Benjamin Owens			1	2	1		1									2				1										
Aaron Lamel					1				1								1			1			1							
James Lamel		1		1			1										1	1				1								
John Mitchell						1										2				1										
		21	15	13	6	9	14	3	2	2						18	13	7	8	14	4	5	3		2					

...by the Marshal of the ... District (or Territory) of ...

SLAVES. MALES. Under ten years of age.	Of ten and under twenty-four.	Of twenty-four and under thirty-six.	Of thirty-six and under fifty-five.	Of fifty-five and under one hundred.	Of one hundred and upwards.	FEMALES. Under ten years of age.	Of ten and under twenty-four.	Of twenty-four and under thirty-six.	Of thirty-six and under fifty-five.	Of fifty-five and under one hundred.	Of one hundred and upwards.	FREE COLORED PERSONS. MALES. Under ten years of age.	Of ten and under twenty-four.	Of twenty-four and under thirty-six.	Of thirty-six and under fifty-five.	Of fifty-five and under one hundred.	Of one hundred and upwards.	FEMALES. Under ten years of age.	Of ten and under twenty-four.	Of twenty-four and under thirty-six.	Of thirty-six and under fifty-five.	Of fifty-five and under one hundred.	Of one hundred and upwards.	TOTAL.	WHITE PERSONS included in the foregoing. Who are Deaf and Dumb, under fourteen years of age.	Who are Deaf and Dumb, of the age of fourteen and under twenty-five.	Who are Deaf and Dumb, of twenty-five and upwards.	Who are blind.	ALIENS—Foreigners not naturalized.	SLAVES AND COLORED PERSONS, included in foregoing. Who are Deaf and Dumb, under fourteen years of age.	Who are Deaf and Dumb, of the age of fourteen and under twenty-five.	Who are Deaf and Dumb, of the age of twenty-five and upwards.	Who are blind.
under 10	10 to 24	24 to 36	36 to 55	55 to 100	100, &c.	under 10	10 to 24	24 to 36	36 to 55	55 to 100	100, &c.	under 10	10 to 24	24 to 36	36 to 55	55 to 100	100, &c.	under 10	10 to 24	24 to 36	36 to 55	55 to 100	100, &c.		undr 14	14 to 25	25, &c.			undr 14	14 to 25	25, &c.	
																								6									
																								4									
																								4									
	1						1																	6									
																								7									
																								2									
																								3									
																								9									
																								4									
							1																	1 2									
2	1			1		4	5	2																2 4									
																								6									
	1			1					1															6									
2	1		1	1			3																	1 3									
						1	2																	1 4									
							2																	8									
																								1 1									
																								9									
																								3									
																								1 1									
1	1							1																1 1									
																								3									
																								8									
																								5									
																								6									
																								4									
5	5	1	3		5	14	3	1																198									

(No 4.)

44

SCHEDULE of the whole number of Persons within the District allotted to

| Name of County, City, Ward, Town, Township, Parish, Precinct, Hundred, or District. | NAMES of HEADS OF FAMILIES. | FREE WHITE PERSONS, (INCLUDING HEADS OF FAMILIES.) | | |

of Items by the Marshal of the [illegible] District (or Territory) of [illegible]

SLAVES.												FREE COLORED PERSONS.												TOTAL.	WHITE PERSONS included in the foregoing.			SLAVES AND COLORED PERSONS, included in foregoing.			
MALES.						FEMALES.						MALES.						FEMALES.												
Under ten years of age.	Of ten and under twenty-four.	24 to 36	36 to 55	55 to 100	100, &c.	Under ten years of age.	10 to 24	24 to 36	36 to 55	55 to 100	100, &c.	Under ten years of age.	10 to 24	24 to 36	36 to 55	55 to 100	100, &c.	Under ten years of age.	10 to 24	24 to 36	36 to 55	55 to 100	100, &c.		Who are Deaf and Dumb, of the age of fourteen and under twenty-five	Who are Deaf and Dumb, of the age of twenty-five and upwards	Who are blind.	Who are Deaf and Dumb, of the age of fourteen years and under twenty-five	Who are Deaf and Dumb, of the age of twenty-five and upwards	Who are blind.
																									under 14	14 to 25	25, &c		under 14	14 to 25	25, &c
																								9							
																								1							
																								3							
																								4							
2			1				1																	6							
1			1					1	1	1														1							
																								3							
																								1							
																								9							
																								1							
																								6							
																								3							
2	2	1				6	4	2																26							
																								2							
	1						2																	2							
	1						1																	1							
	2	3					2	2																0							
																								1							
																								5							
																								1							
																								8							
																								2							
1	2		2				3	1		2														20							
																								1							
1																								3							
																								2							
																								4							
8	8	4	4			11	12	6	3															216							

(No. 4.)
45

SCHEDULE of the whole number of Persons within the Division allotted to

Name of County, City, Ward, Town, Township, Parish, Precinct, Hundred, or District.	NAMES of HEADS OF FAMILIES.	FREE WHITE PERSONS, (INCLUDING HEADS OF FAMILIES.)																																					
		MALES.																FEMALES.																							
		Under five years of age.	Of five and under ten.	Of ten and under fifteen.	Of fifteen and under twenty.	Of twenty and under thirty.	Of thirty and under forty.	Of forty and under fifty.	Of fifty and under sixty.	Of sixty and under seventy.	Of seventy and under eighty.	Of eighty and under ninety.	Of ninety and under one hundred.	Of one hundred and upwards.	Under five years of age.	Of five and under ten.	Of ten and under fifteen.	Of fifteen and under twenty.	Of twenty and under thirty.	Of thirty and under forty.	Of forty and under fifty.	Of fifty and under sixty.	Of sixty and under seventy.	Of seventy and under eighty.	Of eighty and under ninety.	Of ninety and under one hundred.													
		under 5	5 to 10	10 to 15	15 to 20	20 to 30	30 to 40	40 to 50	50 to 60	60 to 70	70 to 80	80 to 90	90 to 100	100, &c.	under 5	5 to 10	10 to 15	15 to 20	20 to 30	30 to 40	40 to 50	50 to 60	60 to 70	70 to 80	80 to 90	90 to 100	100													
	Christ. M. Slaubaugh	1	1	2				1							1	1			1																					
	Joseph Rebersack				1	1			1						1	3	1		1																					
	Allen Mann				1	1													1			1																	
	William Hyde				1	1						1			1				1																					
	John Mell		1		1	1	1								1	1		1			1																			
	Archabald Pollock	1					1								1				1																					
	John Emerson	1			1	1									1			1																					
	Isaac Hand														1	2	1	1			1																			
	Nathan P. Lee	3				1													1																					
	Eleman Bryan		1			1																																	
	John Mayhard	1				1																																	
	William P. Farrell	1	2			1									2	1			2																					
	Isaac Cochran	1	1			1									1	1			1																					
	Jesse M. Lewis		2	2		1				1					1	2		1				1																	
	Samuel Hollingshead		1				1								1				1																					
	Robert P. Hand	1					1								1				1																					
	John C. Pope		1	1	1				1						1			1		1																				
	Edmund Berry	2	2		1		1								1	1			1																					
	Thomas Parr	1	1		1	1									1				1																					
	Henry Camp		1			1									1	1																								
	Jarrard Camp	1	1					1							1		1		1			1																	
	William Porter					1												1																					
	Harrison Cowherd			1		1	1												1																				
	John Stewart				1	1		1								1		1	2		1																		
	Zeal Parker	1	1				1								1	1			1																				
	Jermon Walthall	1	1				1								1				1																				
		16	17	6	9	15	9	3	1	1	1				28	15	6	9	16	6	5	1	1	1														
		0	0	0	0	0	0	0	0	0	0				0	0	4	0	13	5	0	0	0	0														

BUTT ABBEL, PHILA.

by the Marshal of the District (or Territory) of

SLAVES.												FREE COLORED PERSONS.												TOTAL.	WHITE PERSONS included in the foregoing.					SLAVES AND COLORED PERSONS, included in foregoing.			
MALES.						FEMALES.						MALES.						FEMALES.							Who are blind.					Who are blind.			
Under ten years of age.	10 to 24.	24 to 36.	36 to 55.	55 to 100.	100, &c.	Under 10.	10 to 24.	24 to 36.	36 to 55.	55 to 100.	100, &c.	Under 10.	10 to 24.	24 to 36.	36 to 55.	55 to 100.	100, &c.	Under 10.	10 to 24.	24 to 36.	36 to 55.	55 to 100.	100, &c.		Who are blind, both deaf and dumb, of free age, of twenty-five and upwards.	Who are Deaf and Dumb, of the age of twenty-five and upwards.	Who are Deaf and Dumb, of the age of fourteen and under twenty-five.	ALIENS—Foreigners not naturalized.	Who are blind.	Who are blind, both deaf and dumb, under fourteen years of age.	Who are Deaf and Dumb, of the age of fourteen and under twenty-five.	Who are blind, both deaf and dumb, of free age, of twenty-five and upwards.	
																									Who are Deaf and Dumb, under fourteen years of age.	Who are Deaf and Dumb, of the age of fourteen and under twenty-five.	Who are Deaf and Dumb, of the age of twenty-five and upwards.						

(No. 4.)

46

SCHEDULE of the whole number of Persons within the Division allotted to

Name of County, City, Ward, Town, Township, Parish, Precinct, Hundred, or District.	NAMES or HEADS OF FAMILIES.	PREE WHITE PERSONS, (INCLUDING HEADS OF FAMILIES.) MALES. Under five years of age.	Of five and under ten.	Of ten and under fifteen.	Of fifteen and under twenty.	Of twenty and under thirty.	Of thirty and under forty.	Of forty and under fifty.	Of fifty and under sixty.	Of sixty and under seventy.	Of seventy and under eighty.	Of eighty and under ninety.	Of ninety and under one hundred.	Of one hundred and upwards.	FEMALES. Under five years of age.	Of five and under ten.	Of ten and under fifteen.	Of fifteen and under twenty.	Of twenty and under thirty.	Of thirty and under forty.	Of forty and under fifty.	Of fifty and under sixty.	Of sixty and under seventy.	Of seventy and under eighty.	Of eighty and under ninety.	Of ninety and under one hundred.
		under 5	5 to 10	10 to 15	15 to 20	20 to 30	30 to 40	40 to 50	50 to 60	60 to 70	70 to 80	80 to 90	90 to 100	100, &c.	under 5	5 to 10	10 to 15	15 to 20	20 to 30	30 to 40	40 to 50	50 to 60	60 to 70	70 to 80	80 to 90	90 to 100
	Richard Smith	3	1				1												1							
	John C Walters	2				1	1									1		1	1							
	James Walters	1				1									2				1					1		
	Charles Kitchen	4	1	2					1						1	1	2	1			1					
	John McDonald					1									2				1							
	Sarah Parker			1		1											1		1		1					
	William Parish	1	1	1	1		1									1				1						
	Catherine Webb		1	1												2	1	1		1	1					
	Sarah McNeal		2		2	1												1			1			1		
	David McDaniel	1	2	2				1								1	1	1			1					
	John Oneal					1													1							
	John McLeland	1					1								1	1			1							
	Mark Thomason	1				1												1								
	Dempsey W Clayton	1						1							1		1			1						
	Hiram Hayes	1				1													1							
	James W Evans	2	2				1												1							
	George Mores														1				1				1			
	Nathan Muffett	2	2				1								1		2			1						
	John C. Burgess		1	1				1							1	2	2			1						1
	Richard Shepard		1			1	1								1	1			1							
	John Brooks					1													1				1			
	James Brooks	2		2	1	1		1							1	2					1					
	William W Henry	3	2		1			1										1	1	1						
	Pleasant Weaver				1														1							
	Rutherford Mayes		1					1							2	1	1			1						
	James J. Bradley	1				1	1								2				1							
		22	17	10	6	12	9	6	1						16	15	11	7	15	7	6		3	2		1

BUFF GREEN, PRINTER.

of both by the Marshal of the [illegible] District (or Territory) of [illegible]

SLAVES.												FREE COLORED PERSONS.												TOTAL.	WHITE PERSONS included in the foregoing.				SLAVES AND COLORED PERSONS, included in foregoing.			
MALES.					FEMALES.							MALES.						FEMALES.												
Under ten years of age.	Of ten and under twenty-four.	Of twenty-four and under thirty-six.	Of thirty-six and under fifty-five.	Of fifty-five and upwards.	Under ten years of age.	Of ten and under twenty-four.	Of twenty-four and under thirty-six.	Of thirty-six and under fifty-five.	Of fifty-five and upwards.			Under ten years of age.	Of ten and under twenty-four.	Of twenty-four and under thirty-six.	Of thirty-six and under fifty-five.	Of fifty-five and upwards.		Under ten years of age.	Of ten and under twenty-four.	Of twenty-four and under thirty-six.	Of thirty-six and under fifty-five.	Of fifty-five and upwards.			Who are Deaf and Dumb, under fourteen years of age.	Who are Deaf and Dumb, of the age of fourteen and under twenty-five.	Who are Deaf and Dumb, or blind, or both, of twenty-five and upwards.		Who are Deaf and Dumb, under fourteen years of age.	Who are Deaf and Dumb, of the age of fourteen and under twenty-five.	Who are Deaf and Dumb, or blind, or both, of twenty-five and upwards.	
under 10	10 to 24	24 to 36	36 to 55	55 to 100	100, &c.	under 10	10 to 24	24 to 36	36 to 55	55 to 100	100, &c.	under 10	10 to 24	24 to 36	36 to 55	55 to 100	100, &c.	under 10	10 to 24	24 to 36	36 to 55	55 to 100	100, &c.		under 14	14 to 25	25, &c	ALIENS—Persons not naturalized.	under 14	14 to 25	25, &c
2	5	5				3	2	3	1															6								
2																								8								
1							1																	8								
																								10								
						1	1																	4								
																								3								
																								5								
																								10								
																								2								
																								5								
																								3								
1	1					3		1																1								
4						1	1																	9								
																								6								
1	1							1																7								
	1	1																						1								
																								1								
																								7								
																								3								
																								1								
3	1	1				1		1	1															1								
																								8								
																								2								
																								7								
1						3																		1								
10	8					9	8	6	2		1													220								

(No. 4.)

47

SCHEDULE of the whole number of Persons within the Division allotted to

| Name of County, City, Ward, Town, Township, Parish, Precinct, Hundred, or District. | NAMES of HEADS OF FAMILIES. | FREE WHITE PERSONS, (INCLUDING HEADS OF FAMILIES.) | | |

of both by the Marshal of the [illegible] District (or Territory) of [illegible]

SLAVES.												FREE COLORED PERSONS.												TOTAL.	WHITE PERSONS included in the foregoing.						SLAVES AND COLORED PERSONS, included in foregoing.					
MALES.						FEMALES.						MALES.						FEMALES.							Who are Deaf and Dumb, of the ages of fourteen and under twenty-five.	Who are Deaf and Dumb, of the ages of twenty-five and upwards.	Who are blind.	ALIENS—Foreigners not naturalized.	Who are blind.	Who are Deaf and Dumb, under fourteen years of age.	Who are Deaf and Dumb, of the ages of fourteen and under twenty-five.	Who are Deaf and Dumb, of the ages of twenty-five and upwards.	Who are blind.											

(No. 4.)

48

SCHEDULE of the whole number of Persons within the Division allotted to

Names of County, City, Ward, Town, Township, Parish, Precinct, Hundred, or District.	NAMES OF HEADS OF FAMILIES.	FREE WHITE PERSONS, (INCLUDING HEADS OF FAMILIES.) MALES. Under five years of age.	Of five and under ten.	Of ten and under fifteen.	Of fifteen and under twenty.	Of twenty and under thirty.	Of thirty and under forty.	Of forty and under fifty.	Of fifty and under sixty.	Of sixty and under seventy.	Of seventy and under eighty.	Of eighty and under ninety.	Of ninety and under one hundred.	Of one hundred and upwards.	FEMALES. Under five years of age.	Of five and under ten.	Of ten and under fifteen.	Of fifteen and under twenty.	Of twenty and under thirty.	Of thirty and under forty.	Of forty and under fifty.	Of fifty and under sixty.	Of sixty and under seventy.	Of seventy and under eighty.	Of eighty and under ninety.	Of ninety and under one hundred.
		under 5	5 to 10	10 to 15	15 to 20	20 to 30	30 to 40	40 to 50	50 to 60	60 to 70	70 to 80	80 to 90	90 to 100	100, &c.	under 5	5 to 10	10 to 15	15 to 20	20 to 30	30 to 40	40 to 50	50 to 60	60 to 70	70 to 80	80 to 90	90 to 100
	William Lumbus		2			1									2				2			1				
	Josiah M. Freeman					1									1			1								
	John Harris				1						1						2					1				
	Edmon Mann				1														1							
	Timothy Twinney	1					1								2				1							
	William Allred	2	1			1									1					1						
	Lucy Price					1									1	2			1				1			
	James Witcher			2			1								2	1	1			1						
	William McMann					1	1								2	3				1						
	Tracy Lorrell		2	1					1						2	2				1						
	James McMann	1		1		1										1			1							
	Andrew Robinson	1	1			1									2	3			1	1			1			
	William Highlower		1	1	2	1		1				1					1								1	
	Joseph Lawe										1											1		1		
	Joseph Evans					1													1							
	Lucy Wether		1	1	2	1			1							1	1		1				1			
	George Fuller				1	1			1								1	1			1					
	John F. Swift	1				1									3	1			1							
	Benjamin Gay	2	1				1									4				1						
	William Edmon		1	1	1	1				1							1						1			
	George Roseberry					1																				
	Reuben Lawson	1				1									2	2			1							
	Frederic Cordeman	1	1			1									1	1			1							
	Sarah Tanner		1	1		1										1		2	1		1					
	William Allen	1					1												1							
	Shadrick Vineny		1	1			1								2	1				1						
		11	14	9	8	17	6	1	3	1	2	1			23	23	7	4	14	7	2	3	4	1	1	

BUFF GREEN, PRINTER.

of [illegible] the [illegible] District (or Territory) of [illegible]

SLAVES.												FREE COLORED PERSONS.												TOTAL.	WHITE persons included in the foregoing.					SLAVES AND COLORED PERSONS, included in foregoing.					
MALES.						FEMALES.						MALES.						FEMALES.															
Under 10 years of age.	10 to 24	24 to 36	36 to 55	55 to 100	100, &c.	Under ten years of age.	10 to 24	24 to 36	36 to 55	55 to 100	100, &c.	Under ten years of age.	10 to 24	24 to 36	36 to 55	55 to 100	100, &c.	Under ten years of age.	10 to 24	24 to 36	36 to 55	55 to 100	100, &c.		Under 14	14 to 25	25, &c.			Under 14	14 to 25	25, &c.		
	Of 10 and under twenty-four.	Of twenty-four and under thirty-six.	Of thirty-six and under fifty-five.	Of fifty-five and upwards.	Of one hundred and upwards.		Of ten and under twenty-four.	Of twenty-four and under thirty-six.	Of thirty-six and under fifty-five.	Of fifty-five and upwards.	Of one hundred and upwards.		Of ten and under twenty-four.	Of twenty-four and under thirty-six.	Of thirty-six and under fifty-five.	Of fifty-five and upwards.	Of one hundred and upwards.		Of ten and under twenty-four.	Of twenty-four and under thirty-six.	Of thirty-six and under fifty-five.	Of fifty-five and upwards.	Of one hundred and upwards.											
																								8									
																								5									
																								5									
																								2									
																								5									
																								6									
																								6									
																								5									
																								1	1								
																								4									
																								5									
																								1	1								
																								2	1								
																								1	3								
																								1	3								
																								1	8								
																								1	1								
																								1	7								
																								2	1								
																									5								
																									8								
																									6								
																									8								
																									11								
																									8								

49

SCHEDULE of the whole number of Persons within the Division allotted to

| Names of Heads of Families | FREE WHITE PERSONS, (INCLUDING HEADS OF FAMILIES.) | | |

of both by the Marshal of the [illegible] District (or Territory) of NEW MEXICO

97

SLAVES.												FREE COLORED PERSONS.												TOTAL.	WHITE PERSONS included in the foregoing.				SLAVES AND COLORED PERSONS, included in foregoing.			
MALES.						FEMALES.						MALES.						FEMALES.												
Under 10 years of age.	Of 10 and under 24.	Of 24 and under 36.	Of 36 and under 55.	Of 55 and under 100.	Of one hundred and upwards.	Under ten years of age.	Of ten and under twenty-four.	Of twenty-four and under thirty-six.	Of thirty-six and under fifty-five.	Of fifty-five and under one hundred.	Of one hundred and upwards.	Under ten years of age.	Of ten and under twenty-four.	Of twenty-four and under thirty-six.	Of thirty-six and under fifty-five.	Of fifty-five and under one hundred.	Of one hundred and upwards.	Under ten years of age.	Of ten and under twenty-four.	Of twenty-four and under thirty-six.	Of thirty-six and under fifty-five.	Of fifty-five and under one hundred.	Of one hundred and upwards.		Who are Deaf and Dumb, under fourteen years of age.	Who are Deaf and Dumb, of the age of fourteen and under twenty-five.	Who are Deaf and Dumb, of twenty-five and upwards.	Who are blind.	Who are Deaf and Dumb, under fourteen years of age.	Who are Deaf and Dumb, of the age of fourteen and under twenty-five.	Who are Deaf and Dumb, of twenty-five and upwards.	Who are blind.
under 10	10 to 24	24 to 36	36 to 55	55 to 100	100, &c.	under 10	10 to 24	24 to 36	36 to 55	55 to 100	100, &c.	under 10	10 to 24	24 to 36	36 to 55	55 to 100	100, &c.	under 10	10 to 24	24 to 36	36 to 55	55 to 100	100, &c.		under 14	14 to 25	25, &c		under 14	14 to 25	25, &c	
																								6							
																								1							
																								2							
																								5							
1						1																		7							
1	5					5	1																	11							
2	2		1			3	2	1																9							
	1																							4							
			1				1	1	1															1							
																								1							
	1						1																	5							
																								2							
																								2							
																								7							
																								2							
																								1							
1	2	2				4	3	4																20							
																								6							
																								25							
7	6	3				12	8	4	1															55							
6	11	1	2			2	2	1	2															66							
3		1				2	2	1																9							
																								4							
	1	2	3			1		1	1	1														14							
1	1	2				7	3	2	2															28							
							1																	1							
28	11	6	X			34	23	16	7	1														342							
						35																		304							

No. 4.
50

SCHEDULE of the whole number of Persons within the Division allotted to

Name of County, City, Ward, Town, Township, Parish, Precinct, Hundred, or District.	NAMES OF HEADS OF FAMILIES.	FREE WHITE PERSONS, (INCLUDING HEADS OF FAMILIES.) MALES. Under five years of age.	Of five and under ten.	Of ten and under fifteen.	Of fifteen and under twenty.	Of twenty and under thirty.	Of thirty and under forty.	Of forty and under fifty.	Of fifty and under sixty.	Of sixty and under seventy.	Of seventy and under eighty.	Of eighty and under ninety.	Of ninety and under one hundred.	Of one hundred and upwards.	FEMALES. Under five years of age.	Of five and under ten.	Of ten and under fifteen.	Of fifteen and under twenty.	Of twenty and under thirty.	Of thirty and under forty.	Of forty and under fifty.	Of fifty and under sixty.	Of sixty and under seventy.	Of seventy and under eighty.	Of eighty and under ninety.	Of ninety and under one hundred.
		under 5	5 to 10	10 to 15	15 to 20	20 to 30	30 to 40	40 to 50	50 to 60	60 to 70	70 to 80	80 to 90	90 to 100	100, &c.	under 5	5 to 10	10 to 15	15 to 20	20 to 30	30 to 40	40 to 50	50 to 60	60 to 70	70 to 80	80 to 90	90 to 100
	Samuel Whitehead	1				1									1	3	1		1							
	John Smith	1		1	1		1								1	1			1							
	John W. Tormey	1	1	2	1			1								2		1	1							
	John W. Evans	1				1											1	1								
	Thomas Shepard	1	1						1								1	1			1					
	Isaac S. Gay	2	1			1													1							
	John McKisack	1	1					1							1	1	1	1		1						
	Thomas Welborn	1	1	1				1							1	2	1			1		1				
	Isaac Cohorn	1	1	1			1								1	1			1							
	Lewis Terrell	1				1		1								1			1							
	James Prophet	1	2	1				1							1		1	1			1					
	Nolley Mobley	1	2			1		1								1		2								
	Nauel Alewine						1											1								
	Thomas P. Webb	1				1												1								
	James A. Thornton	2				1												1								
	Hardy Pate	1				1												1								
	Elisha Hellon	2				2										1				2						
	John Frankling	2					1									1			1							
	John Killpatrick	2	2					1							1				1							
	William Skinner	1				1												1	1							
	John Adams	1		1	1	1	1								2				1			1				
	John Cooley						1								1				1							
	Ambers Edwards	1	1	2					1							1	1				1					
	Thomas Halley		1	2		1			1									2	1		1					
	Ezekiel Stanley									1													1			
	William Warton	1	2	1				1							1					1						
		24	16	12	3	15	6	8	3	1					10	15	7	14	12	5	4	2	1			

[illegible] by the Marshal of the [illegible] District (or Territory) of [illegible]

Slaves. Males. Of ten and under twenty-four	Of twenty-four and under thirty-six	Of thirty-six and under fifty-five	Of fifty-five and under one hundred	Of one hundred and upwards	Slaves. Females. Under ten years of age	Of ten and under twenty-four	Of twenty-four and under thirty-six	Of thirty-six and under fifty-five	Of fifty-five and under one hundred	Of one hundred and upwards	Free Colored Persons. Males. Under ten years of age	Of ten and under twenty-four	Of twenty-four and under thirty-six	Of thirty-six and under fifty-five	Of fifty-five and under one hundred	Of one hundred and upwards	Free Colored Persons. Females. Under ten years of age	Of ten and under twenty-four	Of twenty-four and under thirty-six	Of thirty-six and under fifty-five	Of fifty-five and under one hundred	Of one hundred and upwards	Total	White Persons included in the foregoing. Who are Deaf and Dumb, under fourteen years of age	Who are Deaf and Dumb, of the age of fourteen and under twenty-five	Who are Deaf and Dumb, of twenty-five and upwards	Who are Blind	Alien—Foreigners not naturalized	Slaves and Colored Persons, included in foregoing. Who are Deaf and Dumb, under fourteen years of age	Who are Deaf and Dumb, of the age of fourteen and under twenty-five	Who are Deaf and Dumb, of the age of twenty-five and upwards	Who are Blind
10 to 24	24 to 36	36 to 55	55 to 100	100, &c.	under 10	10 to 24	24 to 36	36 to 55	55 to 100	100, &c.	under 10	10 to 24	24 to 36	36 to 55	55 to 100	100, &c.	under 10	10 to 24	24 to 36	36 to 55	55 to 100	100, &c.		under 14	14 to 25	25, &c.			under 14	14 to 25	25, &c.	
1						1																	1 0									
2	1				2		1																1 3									
3		1			2	1		1															2 0									
																							4									
2	2				3		2																1 7									
3	1				1	1																	1 4									
			1																				7									
4	1		1		2	1	1																2 1									
						1																	8									
2					3	2	1																1 3									
																							9									
																							8									
						1																	3									
																							3									
																							4									
																							3									
																							7									
1		1			2	1	1																1 3									
																							7									
																							4									
																							9									
																							3									
																							8									
	1																						1 0									
			1					1															4									
																							7									
18	6	2	3		15	9	6	2															229									

(No. 4.)
51

SCHEDULE of the whole number of Persons within the Division allotted to

Name of County, City, Ward, Town, Township, Parish, Precinct, Hundred, or District.	NAMES of HEADS OF FAMILIES.	FREE WHITE PERSONS, (INCLUDING HEADS OF FAMILIES.)																														
		MALES.														FEMALES.																
		Under five years of age.	Of five and under ten.	Of ten and under fifteen.	Of fifteen and under twenty.	Of twenty and under thirty.	Of thirty and under forty.	Of forty and under fifty.	Of fifty and under sixty.	Of sixty and under seventy.	Of seventy and under eighty.	Of eighty and under ninety.	Of ninety and under one hundred.	Of one hundred and upwards.	Under five years of age.	Of five and under ten.	Of ten and under fifteen.	Of fifteen and under twenty.	Of twenty and under thirty.	Of thirty and under forty.	Of forty and under fifty.	Of fifty and under sixty.	Of sixty and under seventy.	Of seventy and under eighty.	Of eighty and under ninety.	Of ninety and under one hundred.	Of one hundred and upwards.					
		under 5	5 to 10	10 to 15	15 to 20	20 to 30	30 to 40	40 to 50	50 to 60	60 to 70	70 to 80	80 to 90	90 to 100	100, &c.	under 5	5 to 10	10 to 15	15 to 20	20 to 30	30 to 40	40 to 50	50 to 60	60 to 70	70 to 80	80 to 90	90 to 100	100, &c.					
	Jane Peat	.	.	.	.	1	.	.	.	.	.	.	.	.	.	.	.	.	.	.	1	.	.	.	.	.	.					
	Anderson Peat	1	1	.	.	1	1	.	.	.	.	.	.	.	.	1	.	.	1	.	.	.	.	.	.	.	.					
	Simpson Gibson	.	.	.	.	.	.	1	1	.	.	.	.	.	2	1	.	.	1	.	.	.	1	.	.	.	.					
	John Sherman	.	.	.	.	1	.	.	.	.	.	.	.	.	.	.	.	1	.	.	.	.	.	.	.	.	.					
	Solomon Gibson	.	.	.	.	2	.	.	1	.	.	.	.	.	.	.	.	1	.	.	.	.	.	.	.	.	.					
	Peter Shuy	1	.	.	.	.	1	.	.	.	.	.	.	.	2	.	.	.	1	.	.	.	.	.	.	.	.					
	Joel Hamell	1	2	.	.	.	1	.	.	.	.	.	.	.	3	.	.	.	1	.	.	.	.	.	.	.	.					
	Isaac Christian	.	3	2	1	.	.	1	.	.	.	.	.	.	.	.	.	1	1	.	.	1	.	.	.	.	.					
	Jesse Conard	2	2	.	.	.	1	.	.	.	.	.	.	.	1	1	.	.	.	1	.	.	.	.	.	.	.					
	William Ellis	1	1	.	.	1	.	.	1	.	.	.	.	.	1	.	.	.	1	.	.	.	.	.	.	.	.					
	Wisly Hodge	.	.	.	.	1	.	.	.	.	.	.	.	.	1	.	.	.	1	.	.	.	.	.	.	.	.					
	Lucy Tenderson	2	1	.	1	.	.	.	.	.	.	.	.	.	.	.	2	2	.	.	.	1	.	.	.	.	.					
	Gibson Tatlie	.	.	.	.	1	.	.	.	.	.	.	.	.	1	.	.	1	.	.	.	1	.	.	.	.	.					
	Nicholas Gardner	.	1	2	.	.	.	1	.	.	.	.	.	.	1	1	1	2	.	.	1	.	.	.	.	.	.					
	Thomas Fowler	1	1	.	.	.	.	1	.	.	.	.	.	.	.	.	1	.	.	1	.	.	.	.	.	.	.					
	Josiah Hallings	1	.	.	.	.	1	.	.	.	.	.	.	.	1	2	.	.	1	.	.	.	.	.	.	.	.					
	Benjamin Brown	.	1	.	1	1	.	.	1	.	.	.	.	.	.	1	1	1	.	1	.	.	.	.	.	.	.					
	Nelson McDonald	.	.	.	.	1	.	.	.	.	.	.	.	.	1	.	.	1	.	.	.	.	.	.	.	.	.					
	John Pickard	1	.	.	.	.	1	.	.	.	.	.	.	.	1	.	.	.	1	.	.	.	.	.	.	.	.					
	John Evans	2	.	.	.	.	1	.	.	.	.	.	.	.	1	2	.	.	1	.	.	.	.	.	.	.	.					
	Jesse Swan	.	1	2	1	.	2	.	.	.	.	.	.	.	2	2	1	.	.	1	.	.	.	.	.	.	.					
	William Hendrick	2	1	.	1	.	.	1	.	.	.	.	.	.	1	.	1	.	.	1	.	.	.	.	.	.	.					
	Henrietta Morgan	2	.	.	1	2	.	.	.	.	.	.	.	.	1	1	.	.	1	.	1	.	.	.	.	.	.					
	William Hanford	2	.	.	.	1	.	.	.	.	.	.	.	.	1	1	.	.	.	1	.	.	.	.	.	.	.					
	John Berry	.	1	.	1	.	1	.	.	.	.	.	.	.	1	2	2	.	.	1	.	.	.	.	.	.	.					
	William Spears, jr.	1	2	.	.	1	.	.	.	.	.	.	.	.	2	2	2	.	1	.	.	.	.	.	.	.	.					
		20	18	6	7	14	10	5	3						23	14	9	10	12	6	4	3	1								

BURT GREEN, PRINTER.

...by the Marshal of the ... District (or Territory) of ... 10/

SLAVES.												FREE COLORED PERSONS.												TOTAL.	WHITE PERSONS included in the foregoing.					SLAVES AND COLORED PERSONS, included in foregoing.		
MALES.						FEMALES.						MALES.						FEMALES.												
Under ten years of age.	Of ten and under twenty-four.	Of twenty-four and under thirty-six.	Of thirty-six and under fifty-five.	Of fifty-five and under one hundred.	Of one hundred and upwards.	Under ten years of age.	Of ten and under twenty-four.	Of twenty-four and under thirty-six.	Of thirty-six and under fifty-five.	Of fifty-five and under one hundred.	Of one hundred and upwards.	Under ten years of age.	Of ten and under twenty-four.	Of twenty-four and under thirty-six.	Of thirty-six and under fifty-five.	Of fifty-five and under one hundred.	Of one hundred and upwards.	Under ten years of age.	Of ten and under twenty-four.	Of twenty-four and under thirty-six.	Of thirty-six and under fifty-five.	Of fifty-five and under one hundred.	Of one hundred and upwards.		Who are blind.	Who are deaf and dumb, under fourteen years of age.	Who are deaf and dumb, of the age of fourteen and upwards.	Who are deaf and dumb, twenty-five and upwards.	Who are blind.	Who are deaf and dumb, under fourteen years of age.	Who are deaf and dumb, of the age of fourteen and under twenty-five.	Who are deaf and dumb, twenty-five and upwards.
under 10	10 to 24	24 to 36	36 to 55	55 to 100	100, &c.	under 10	10 to 24	24 to 36	36 to 55	55 to 100	100, &c.	under 10	10 to 24	24 to 36	36 to 55	55 to 100	100, &c.	under 10	10 to 24	24 to 36	36 to 55	55 to 100	100, &c.		ALIENS—Foreigners not naturalized.								
																								4								
																								6								
																								7								
																								2								
																								4								
																								6								
																								9								
																								14								
																								5								
																								5								
																								10								
																								5								
																								6								
																								14								
																								6								
																								11								
																								5								
																								12								
																								9								
																								12								
																								4								
																								9								
																								9								
																								209								

(No. 4.)

52

SCHEDULE of the whole number of Persons within the Division allotted to

| Name of County, City, Ward, Town, Township, Parish, Precinct, Hundred, or District. | NAMES of HEADS OF FAMILIES. | FREE WHITE PERSONS, (INCLUDING HEADS OF FAMILIES.) | | |

...ed by the Marshal of the ... District (or Territory) of ... 113

52

SLAVES.												FREE COLORED PERSONS.												TOTAL.	WHITE PERSONS included in the foregoing.				SLAVES AND COLORED PERSONS, included in foregoing.			
MALES.						FEMALES.						MALES.						FEMALES.												
Under ten years of age.	Of ten and under twenty-four.	Of twenty-four and under thirty-six.	Of thirty-six and under fifty-five.	Of fifty-five and under one hundred.	Of one hundred and upwards.	Under ten years of age.	Of ten and under twenty-four.	Of twenty-four and under thirty-six.	Of thirty-six and under fifty-five.	Of fifty-five and under one hundred.	Of one hundred and upwards.	Under ten years of age.	Of ten and under twenty-four.	Of twenty-four and under thirty-six.	Of thirty-six and under fifty-five.	Of fifty-five and under one hundred.	Of one hundred and upwards.		Who are Deaf and Dumb, under fourteen years of age.	Who are Deaf and Dumb, of the age of fourteen and under twenty-five.	Who are Deaf and Dumb, twenty-five and upwards.	Who are blind.	Who are Deaf and Dumb, under fourteen years of age.	Who are Deaf and Dumb, of the age of fourteen and under twenty-five.	Who are Deaf and Dumb, twenty-five and upwards.	Who are blind.
under 10	10 to 24	24 to 36	36 to 55	55 to 100	100, &c.	under 10	10 to 24	24 to 36	36 to 55	55 to 100	100, &c.	under 10	10 to 24	24 to 36	36 to 55	55 to 100	100, &c.		ALIENS—Passport not naturalized.								
																		7										
																		4										
																		6										
																		1 0										
																		6										
						1	2			1								1 0										
							1											1 6										
																		6										
																		7										
																		2										
																		3										
																		7										
																		1										
						2	1	2										2 2										
																		1 1										
																		1 1										
																		1										
																		6										
																		1 1										
																		1 1										
																		5										
						1	2	1										2 2										
																		1 1										
																		8										
																		9										
																		5										
						7	4	2		6	2	4	1	1				2 1 0										

(No. 4.)
53

SCHEDULE of the whole number of Persons within the Division allotted to Jacob

Name of County, City, Ward, Town, Township, Parish, Precinct, Hundred, or District.	NAMES of HEADS OF FAMILIES.	FREE WHITE PERSONS, (INCLUDING HEADS OF FAMILIES.)																								
		MALES.												FEMALES.												
		Under five years of age.	Of five and under ten.	Of ten and under fifteen.	Of fifteen and under twenty.	Of twenty and under thirty.	Of thirty and under forty.	Of forty and under fifty.	Of fifty and under sixty.	Of sixty and under seventy.	Of seventy and under eighty.	Of eighty and under ninety.	Of ninety and under one hundred.	Of one hundred and upwards.	Under five years of age.	Of five and under ten.	Of ten and under fifteen.	Of fifteen and under twenty.	Of twenty and under thirty.	Of thirty and under forty.	Of forty and under sixty.	Of fifty and under sixty.	Of sixty and under seventy.	Of seventy and under eighty.	Of eighty and under ninety.	Of ninety and under one hundred.
		under 5	5 to 10	10 to 15	15 to 20	20 to 30	30 to 40	40 to 50	50 to 60	60 to 70	70 to 80	80 to 90	90 to 100	100, &c.	under 5	5 to 10	10 to 15	15 to 20	20 to 30	30 to 40	40 to 50	50 to 60	60 to 70	70 to 80	80 to 90	90 to 100
Sutton																										
	James Elmer	1				1									1				1							
	Thomas Walker	1				1		1			1				1	2	2	1		1						
	John M Graham	1					1												1							
	Alexander M Graham		1				1								2				1							
	William Lang		1				1								2				1			1				
	Joel Lang Jr		1		1					1																
	Joel Lang Sen	1			1	1									1				1							
	John Lang		1	1			1								2	1				1						
	Nathaniel Anderson					1													1							
	Elisabeth Russell	1					1								1	1			1							
	Jeremiah Lucas		1	1	1		1									1						1	1	1		
	Mary Stuart			2													1		2			1				
	Joel Lang	1					1									2	3			1						
	William Chase	1				1									1				1							
	Levy Chafin	1	2	1			1								1	1			1							
	Joel Chafin	1					1								1				1							
	Samuel B Miley						1												1							
	Robert Boyd	1	1				1								1	1			1							
	Joseph Mace			1				1								2	3			1						
	John Paul	2	1				1	1								2	1			1						
	James Cowart			2					1							1						1				
	James Culberson	1	1	1	1		1								1		1	1		1						
	William Cochran	1				1			1							1	1		1							
	John C Thomason		1	1		1			1													1	1			
	Abel Sellers	1	2	1	2			1								1					1					
	John Clark	1	1	2					1						1	4	1				1					
		16	14	13	6	7	13	4	4	1	1				16	20	13	2	15	6	2	6	1	1		

Census of [illegible] taken by the Marshal of the [illegible] District (or Territory) of [illegible]

SLAVES.												FREE COLORED PERSONS.												TOTAL.	WHITE PERSONS included in the foregoing.					SLAVES AND COLORED PERSONS, included in foregoing				
MALES.						FEMALES.						MALES.						FEMALES.														
Of ten and under twenty-four.	Of twenty-four and under thirty-six.	Of thirty-six and under fifty-five.	Of fifty-five and upwards.	Of one hundred and upwards.		Under ten years of age.	Of ten and under twenty-four.	Of twenty-four and under thirty-six.	Of thirty-six and under fifty-five.	Of fifty-five and under one hundred.	Of one hundred and upwards.	Under ten years of age.	Of ten and under twenty-four.	Of twenty-four and under thirty-six.	Of thirty-six and under fifty-five.	Of fifty-five and under one hundred.	Of one hundred and upwards.														
10 to 24	24 to 36	36 to 55	55 to 100	100, &c.		under 10	10 to 24	24 to 36	36 to 55	55 to 100	100, &c.	under 10	10 to 24	24 to 36	36 to 55	55 to 100	100, &c.	under 10	10 to 24	24 to 36	36 to 55	55 to 100	100, &c.		Who are Deaf and Dumb, under fourteen years of age.	Who are Deaf and Dumb of the age of fourteen and under twenty-five.	Who are Deaf and Dumb, of twenty-five and upwards.	Blind.	Idiots, Lunatics, and insane.	Who are Deaf and Dumb, under fourteen years of age.	Who are Deaf and Dumb of the age of fourteen and under twenty-five.	Who are Deaf and Dumb, of twenty-five and upwards.	Blind.	Idiots, Lunatics, and insane.
																			under 14	14 to 25	25, &c.				under 14	14 to 25	25, &c.			
																								4									
																		1						1									
							1		1															6									
																								7									
		1					3		1									1						6									
																								7									
																								5									
		1																						8									
																								2									
																								6									
																								7									
																								7									
																								8									
																								4									
																								8									
																								4									
																								2									
																								6									
																								8									
																								9									
							1																	7									
							1																	9									
																								6									
							1		1															9									
							3		1															7									
							2		3		1													2									
8	1	2		1			3	5	3	1								1						87									

54

SCHEDULE of the whole number of Persons within the Division allotted to Face

Name of County, City, Ward, Town, Township, Parish, Precinct, Hundred, or District.	NAMES OF HEADS OF FAMILIES.	FREE WHITE PERSONS, (INCLUDING HEADS OF FAMILIES.) MALES. Under five years of age.	Of five and under ten.	Of ten and under fifteen.	Of fifteen and under twenty.	Of twenty and under thirty.	Of thirty and under forty.	Of forty and under fifty.	Of fifty and under sixty.	Of sixty and under seventy.	Of seventy and under eighty.	Of eighty and under ninety.	Of ninety and under one hundred.	Of one hundred and upwards.	FEMALES. Under five years of age.	Of five and under ten.	Of ten and under fifteen.	Of fifteen and under twenty.	Of twenty and under thirty.	Of thirty and under forty.	Of forty and under fifty.	Of fifty and under sixty.	Of sixty and under seventy.	Of seventy and under eighty.	Of eighty and under ninety.	Of ninety and under one hundred.
Newton		under 5	5 to 10	10 to 15	15 to 20	20 to 30	30 to 40	40 to 50	50 to 60	60 to 70	70 to 80	80 to 90	90 to 100	100, &c.	under 5	5 to 10	10 to 15	15 to 20	20 to 30	30 to 40	40 to 50	50 to 60	60 to 70	70 to 80	80 to 90	90 to 100
	Edward Morren	2		2				1								3	2	3				1				
	Fred Morren	3	1					1								1	1		1			1				
	Joseph Morren	2	1	1	1			1								2						1				
	Bradberg Teal	2	2					1	1							1	2	2	1							
	Lewis Graves	1	1		1						1													1		
	Baydelial Graves	1				1									2				2							
	Prier Graves	2	2				1										1			1						
	Lewis Arnold			2				1									2				1					
	Benjamin Eccles	1		2				1							2	1	1			1						
	Nathan Cental	1		1			1								1	3		1	1							
	James Asken	1	1				1									1	2	1		1						
	Everedge Woods		1	1	1		1								1	1		2		1						
	William Calaway	3		1		1		1								2	1			1						
	Robert Loy	1	2			1	1								1	1				1						
	Henry Loy Sr									1								1						1		
	Henry Loy Jr	1				1									2	1			1							
	John Fincher		2	1	1	1				1					1	2	1	1	1			1				
	Robert Johnson	1	1				1									1			1							
	Henry Halcomb	1				1									1				1					1		
	James Ellis	1	2				1								1	1				1						
	Samuel P. Hargrove	1	1					1							1					1						
	Ellis Goff	1						1							1					1						
	Ephraim Maberry	1				1													1							
	Henry Peck Sr					2				1								1								
	Henry Peak Jr					1																				
	William Morris									1	1									1			1			
		26	16	11	4	10	7	8	1	4	1				14	21	13	12	10	10	1	4	1	3		

DUFF GREEN, PRINTER.

Enumerated by the Marshal of the [illegible] District (or Territory) of [illegible]

167

54

SLAVES.												FREE COLORED PERSONS.												TOTAL.	WHITE PERSONS included in the foregoing.					SLAVES AND COLORED PERSONS included in foregoing.				
MALES.						FEMALES.						MALES.						FEMALES.															
Of ten and under twenty-four.	Of twenty-four and under thirty-six.	Of thirty-six and under fifty-five.	Of fifty-five and under one hundred.	Of one hundred and upwards.		Under ten years of age.	Of ten and under twenty-four.	Of twenty-four and under thirty-six.	Of thirty-six and under fifty-five.	Of fifty-five and under one hundred.	Of one hundred and upwards.	Under ten years of age.	Of ten and under twenty-four.	Of twenty-four and under thirty-six.	Of thirty-six and under fifty-five.	Of fifty-five and under one hundred.	Of one hundred and upwards.								Who are Deaf and Dumb, under fourteen years of age.	Who are Deaf and Dumb, of the age of fourteen and under twenty-five.	Who are Deaf and Dumb, of twenty-five and upwards.	Who are blind.	Who are Deaf and Dumb, under fourteen years of age.	Who are Deaf and Dumb, of the age of fourteen and under twenty-five.	Who are Deaf and Dumb, of the age of twenty-five and upwards.	Who are blind.	
10 to 24	24 to 36	36 to 55	55 to 100	100, &c.		under 10	10 to 24	24 to 36	36 to 55	55 to 100	100, &c.	under 10	10 to 24	24 to 36	36 to 55	55 to 100	100, &c.								under 14	14 to 25	25, &c.	—			under 14	24 to 25	25, &c.	
							1																	1	4								
																								1	2								
																									9								
																								1	1								
																									3								
																									6								
																									7								
																									6								
1	1					2	1																	1	4								
																									9								
																									8								
																								1	6								
																									8								
																									5								
																									6								
																								1	5								
																									5								
																									6								
																								1	6								
																									7								
																									4								
																									7								
1	1																																
1	1	1				4	2		2															2	2								
																									1								
																									3								
6	5	1				6	7		4	3														2	9								

55

SCHEDULE of the whole number of Persons within the Division allotted to [illegible]

Name of County, City, Ward, Town, Township, Parish, Precinct, Hundred, or District.	NAMES of HEADS OF FAMILIES.	FREE WHITE PERSONS, (INCLUDING HEADS OF FAMILIES.) — MALES													FEMALES									
		Under five years of age.	Of five and under ten.	Of ten and under fifteen.	Of fifteen and under twenty.	Of twenty and under thirty.	Of thirty and under forty.	Of forty and under fifty.	Of fifty and under sixty.	Of sixty and under seventy.	Of seventy and under eighty.	Of eighty and under ninety.	Of ninety and under one hundred.	Of one hundred and upwards.	Under five years of age.	Of five and under ten.	Of ten and under fifteen.	Of fifteen and under twenty.	Of twenty and under thirty.	Of thirty and under forty.	Of forty and under fifty.	Of fifty and under sixty.	Of sixty and under seventy.	Of seventy and under eighty.	Of eighty and under ninety.
		under 5	5 to 10	10 to 15	15 to 20	20 to 30	30 to 40	40 to 50	50 to 60	60 to 70	70 to 80	80 to 90	90 to 100	100, &c.	under 5	5 to 10	10 to 15	15 to 20	20 to 30	30 to 40	40 to 50	50 to 60	60 to 70	70 to 80	80 to 90
	William M. Moore					1									2				1						
	Sarah Conway	1	2			1										1				2					
	John Conway	1				1									1				1						
	Thomas Conner			1			1									1	1		1						
	Thoma Clapp				1			1									2	2	1		1				
	Mary Garrett				1												1				1				
	William C. Dare	1	3						1						1						1			1	
	John G. Edge	1	1	1			1		1							1	1		1		1				
	Solomon Tillers	2					1												1						
	Edward Dean				1	1									2				1						
	Elijah Thorton	1		1	1			1																	
	Sarah Reynolds	1													2	1				1					
	Solomon May		1	1				1							1	1		1		1					
	William Miller						1										1			1					
	Jeremiah D. Jones					1									1				1						
	Thigeman Knight				1					1												1			
	John Moore	2	1	1	1			1	1							1				1					
	Nathan Combs	1	2		1		1								3	1	1			1					
	Hannah Combs																						1		
	Rebecca Clark							1														1			
	Thomas Billingham			1	1				1						1	1			1			1			
	John Mitcher			1	1			1							1	1	1	1							
	Thomas B. Wyatt					1					1						1	1					1	1	
		9	10	7	9	6	5	6	5	1	1				15	9	9	6	8	7	5	2		3	

Enumerated by the Marshal of the [illegible] District (or Territory) of [illegible] 109

55

SLAVES.												FREE COLORED PERSONS.												TOTAL.	WHITE PERSONS included in the foregoing.				SLAVES AND COLORED PERSONS included in foregoing.			
MALES.					FEMALES.							MALES.						FEMALES.														
Of ten years of age.	Of ten and under twenty-four.	Of twenty-four and under thirty-six.	Of thirty-six and under forty-five.	Of forty-five and under one hundred.	Of one hundred and upwards.	Under ten years of age.	Of ten and under twenty-four.	Of twenty-four and under thirty-six.	Of thirty-six and under forty-five.	Of forty-five and under one hundred.	Of one hundred and upwards.	Under ten years of age.	Of ten and under twenty-four.	Of twenty-four and under thirty-six.	Of thirty-six and under forty-five.	Of forty-five and under one hundred.	Of one hundred and upwards.		Who are Deaf and Dumb, under fourteen years of age.	Who are Deaf and Dumb of the age of fourteen and under twenty-five.	Who are Deaf and Dumb of the age of twenty-five and upwards.	Whites blind.	ALIENS—Paupers not naturalized.	Who are Deaf and Dumb, under fourteen years of age.	Who are Deaf and Dumb of the age of fourteen and under twenty-five.	Who are Deaf and Dumb of the age of twenty-five and upwards.	Whites blind.
1 to 24	24 to 36	36 to 55	55 to 100	100, &c.	under 10	10 to 24	24 to 36	36 to 55	55 to 100	100, &c.	under 10	10 to 24	24 to 36	36 to 55	55 to 100	100, &c.			under 14	14 to 25	25, &c.				under 14	14 to 25	25, &c.				
																		1													
																		4													
																		5													
																		8													
2		2			5		2	2										2	2												
1	2						2											1	3												
																			1												
	1				1	1													1												
1	1	1																	1												
1	1				1														5												
																			5												
																			1												
																			3												
																			3												
																			7												
																		1	6												
1																			5												
2	2				1	1	1											1	4												
																			7												
2							1											1	6												
															1				6												
6	3	1			7	2	6	2									1	176													

(No. 2.)
56

SCHEDULE of the whole number of Persons within the Division allotted to

| No. of Family, in the order in which Families, Parcels, Persons, Houses or Dwellings are visited | NAMES of HEADS OF FAMILIES. | FREE WHITE PERSONS, (INCLUDING HEADS OF FAMILIES.) | | |

by the Marshal of the District (or Territory) of

SLAVES.														FREE COLORED PERSONS.												TOTAL.	WHITE PERSONS included in the foregoing.					SLAVES AND COLORED PERSONS, included in foregoing.		
MALES.						FEMALES.						MALES.						FEMALES.														
Of one hundred and upwards.	Of ninety-five and under one hundred.	Of seventy-five and under ninety-five.	Of fifty-five and under seventy-five.	Of thirty-five and under fifty-five.	Of fifteen and under thirty-five.	Of ten and under fifteen.	Under ten years of age.	Of one hundred and upwards.	Of fifty-five and under one hundred.	Of thirty-five and under fifty-five.	Of twenty-five and under thirty-five.	Of ten and under twenty-five.	Under ten years of age.	Of one hundred and upwards.	Of fifty-five and under one hundred.	Of thirty-five and under fifty-five.	Of twenty-five and under thirty-five.	Of ten and under twenty-five.	Under ten years of age.												
100, &c.	95 to 100	75 to 95	55 to 75	35 to 55	15 to 35	10 to 15	under 10	100, &c.	55 to 100	35 to 55	25 to 35	15 to 25	under 10	100, &c.	55 to 100	35 to 55	25 to 35	15 to 25	under 10												

(No. 2.)

57

SCHEDULE of the whole number of Persons within the Division allotted to

Names of County, City, Ward, Town, Township, Parish, Precinct, Hundred, or District.	NAMES or HEADS OF FAMILIES.	FREE WHITE PERSONS, (INCLUDING HEADS OF FAMILIES.) MALES. Under five years of age. under 5	Of five and under ten. 5 to 10	Of ten and under fifteen. 10 to 15	Of fifteen and under twenty. 15 to 20	Of twenty and under thirty. 20 to 30	Of thirty and under forty. 30 to 40	Of forty and under fifty. 40 to 50	Of fifty and under sixty. 50 to 60	Of sixty and under seventy. 60 to 70	Of seventy and under eighty. 70 to 80	Of eighty and under ninety. 80 to 90	Of ninety and under one hundred. 90 to 100	Of one hundred and upwards. 100, &c.	FEMALES. Under five years of age. under 5	Of five and under ten. 5 to 10	Of ten and under fifteen. 10 to 15	Of fifteen and under twenty. 15 to 20	Of twenty and under thirty. 20 to 30	Of thirty and under forty. 30 to 40	Of forty and under fifty. 40 to 50	Of fifty and under sixty. 50 to 60	Of sixty and under seventy. 60 to 70	Of seventy and under eighty. 70 to 80	Of eighty and under ninety. 80 to 90	[illegible]
Newton County	Aggregate	956	755	538	396	658	413	229	134	58	35	11	3		921	638	482	451	641	373	202	124	70	34	3	[illegible]

On the examination of Mr. Trammel's Return his Certificate specifies 11130 which is 24 Persons short of the number contained in this Schedule. He must to have omitted the 24 Free Colored persons.

by the Marshal of the District (or Territory) of

Slaves. Males. Of ten and under twenty-four	Of twenty-four and under thirty-six	Of thirty-six and under fifty-five	Of fifty-five and under one hundred	Of one hundred and upwards	Females. Under ten years of age	Of ten and under twenty-four	Of twenty-four and under thirty-six	Of thirty-six and under fifty-five	Of fifty-five and under one hundred	Of one hundred and upwards	Free Colored Persons. Males. Under ten years of age	Of ten and under twenty-four	Of twenty-four and under thirty-six	Of thirty-six and under fifty-five	Of fifty-five and under one hundred	Of one hundred and upwards	Females. Under ten years of age	Of ten and under twenty-four	Of twenty-four and under thirty-six	Of thirty-six and under fifty-five	Of fifty-five and under one hundred	Of one hundred and upwards	Total	White Persons included in the foregoing. Who are Deaf and Dumb, under fourteen years of age	Who are Deaf and Dumb, of the age of fourteen and under twenty-five	Who are Deaf and Dumb, of twenty-five and upwards	Who are blind	Aliens—Foreigners not naturalized	Slaves and Colored Persons, included in foregoing. Who are Deaf and Dumb, under fourteen years of age	Who are Deaf and Dumb, of the age of fourteen and under twenty-five	Who are Deaf and Dumb, of the age of fourteen and under twenty-five	Who are blind
10 to 24	24 to 36	36 to 55	55 to 100	100, &c.	under 10	10 to 24	24 to 36	36 to 55	55 to 100	100, &c.	under 10	10 to 24	24 to 36	36 to 55	55 to 100	100, &c.	under 10	10 to 24	24 to 36	36 to 55	55 to 100	100, &c.		under 14	14 to 25	25, &c.			under 14	14 to 25	25, &c.	
527	225	115	30	3	563	521	283	121	45	1	3	1	2	–	2	–	6	2	3	3	2	–	11154	4	1	–	1	–	1	–	–	1

Recapitulation

White Males	4186	Slaves Males	1465	Free Cold Males	8
Do Females	3945	Do Females	1534	Do Females	16
Total Whites	8131	Total Slaves	2999		24

Grand Total 11154 — Amongst these are 5 Whites Deaf & Dumb
1 Ditto Blind
1 Black Deaf & Dumb
1 Ditto Blind

Correct

by the Marshal of the District (or Territory) of

SLAVES.											FREE COLORED PERSONS.												TOTAL.	WHITE PERSONS included in the foregoing.					SLAVES AND COLORED PERSONS, included in foregoing.			
MALES.					FEMALES.						MALES.						FEMALES.															
Of ten and under twenty-four.	Of twenty-four and under thirty-six.	Of thirty-six and under fifty-five.	Of fifty-five and under one hundred.	Of one hundred and upwards.	Under ten years of age.	Of ten and under twenty-four.	Of twenty-four and under thirty-six.	Of thirty-six and under fifty-five.	Of fifty-five and under one hundred.	Of one hundred and upwards.	Under ten years of age.	Of ten and under twenty-four.	Of twenty-four and under thirty-six.	Of thirty-six and under fifty-five.	Of fifty-five and under one hundred.	Of one hundred and upwards.	Under ten years of age.	Of ten and under twenty-four.	Of twenty-four and under thirty-six.	Of thirty-six and under fifty-five.	Of fifty-five and under one hundred.	Of one hundred and upwards.		Who are Deaf and Dumb, under fourteen years of age.	Who are Deaf and Dumb, of the age of fourteen and under twenty-five.	Who are Deaf and Dumb, of twenty-five and upwards.	Who are blind.	ALIENS—Foreigners not naturalized.	Who are Deaf and Dumb, under fourteen years of age.	Who are Deaf and Dumb, of the age of fourteen and under twenty-five.	Who are Deaf and Dumb, of the age of fourteen and under twenty-five.	Who are blind.
10 to 24	24 to 36	36 to 55	55 to 100	100, &c.	under 10	10 to 24	24 to 36	36 to 55	55 to 100	100, &c.	under 10	10 to 24	24 to 36	36 to 55	55 to 100	100, &c.	under 10	10 to 24	24 to 36	36 to 55	55 to 100	100, &c.		under 14	14 to 25	25, &c.			under 14	14 to 25	25, &c.	
527	225	115	30	3	563	521	283	121	45	1	3	1	2	–	2	–	6	2	3	3	2	–	11454	4	1	–	1	–	1	–	–	1

57

NO. 5.

(CERTIFICATE of the ASSISTANT to be WRITTEN at the Foot of the SCHEDULE No. 4, of the ENUMERATION of INHABITANTS in his Division.)

The number of Persons within my Division, consisting of Eleven Thousand one hundred and thirty appears in the foregoing Schedule, subscribed by me this 27th day of November in the year one thousand eight hundred and thirty.

Jas H. Hammell
Assistant to the Marshal of the District of Georgia

White Males 4186
Do Females 3945
Total Whites 8131

NO. 6.

CERTIFICATE, to be WRITTEN at the foot of SCHEDULE NO. 4, to be signed by two respectable Inhabitants of the DIVISION, and returned by the ASSISTANT to the MARSHAL.

We hereby certify, that a correct copy of the above Schedule, signed by the said Jas H. Hammell has been set up at two of the most public places within the Division, open to the inspection of all concerned.

Jordan Baker
Absalom Turner

(No. 4.)
58

SCHEDULE of the whole number of Persons within the Division allotted to

Name of County, City, Ward, Town, Township, Parish, Precinct, Hundred, or District.	NAMES OF HEADS OF FAMILIES.	FREE WHITE PERSONS, (INCLUDING HEADS OF FAMILIES.)																								
		MALES.													FEMALES.											
		Under five years of age.	Of five and under ten.	Of ten and under fifteen.	Of fifteen and under twenty.	Of twenty and under thirty.	Of thirty and under forty.	Of forty and under fifty.	Of fifty and under sixty.	Of sixty and under seventy.	Of seventy and under eighty.	Of eighty and under ninety.	Of ninety and under one hundred.	Of one hundred and upwards.	Under five years of age.	Of five and under ten.	Of ten and under fifteen.	Of fifteen and under twenty.	Of twenty and under thirty.	Of thirty and under forty.	Of forty and under fifty.	Of fifty and under sixty.	Of sixty and under seventy.	Of seventy and under eighty.	Of eighty and under ninety.	[illegible]
		under 5	5 to 10	10 to 15	15 to 20	20 to 30	30 to 40	40 to 50	50 to 60	60 to 70	70 to 80	80 to 90	90 to 100	100, &c.	under 5	5 to 10	10 to 15	15 to 20	20 to 30	30 to 40	40 to 50	50 to 60	60 to 70	70 to 80	80 to 90	[illegible]

DOFF GARNS, PRINTER.

SLAVES. MALES. Of the ages: Under 10 years of age	10 to 24	24 to 36	36 to 55	55 to 100	100, &c.	SLAVES. FEMALES. Of the ages: Under 10 years of age	10 to 24	24 to 36	36 to 55	55 to 100	100, &c.	FREE COLORED PERSONS. MALES. Of the ages: Under 10 years of age	10 to 24	24 to 36	36 to 55	55 to 100	100, &c.	FREE COLORED PERSONS. FEMALES. Of the ages: Under 10 years of age	10 to 24	24 to 36	36 to 55	55 to 100	100, &c.	TOTAL.	WHITE PERSONS included in this Company. Who are Deaf and Dumb, under fourteen years of age.	Who are Deaf and Dumb of the age of fourteen and under twenty-five.	Who are Deaf and Dumb, of twenty-five and upwards.	Who are blind.	ALIENS—Foreigners not naturalized.	SLAVES AND COLORED PERSONS, included in Company. Who are Deaf and Dumb under fourteen years of age.	Who are Deaf and Dumb of the age of fourteen and under twenty-five.	Who are Deaf and Dumb of the age of twenty-five and upwards.	Who are blind.

(No. 4.)
59

SCHEDULE of the Whole number of Persons within the Division allotted to

Name of County, City, Ward, Town, Township, Parish, Precinct, Hundred, or District.	NAMES of HEADS OF FAMILIES.	FREE WHITE PERSONS, (INCLUDING HEADS OF FAMILIES) — MALES													FREE WHITE PERSONS, (INCLUDING HEADS OF FAMILIES) — FEMALES										SLAVES	
		Under five years of age	Of five and under ten.	Of ten and under fifteen.	Of fifteen and under twenty.	Of twenty and under thirty.	Of thirty and under forty.	Of forty and under fifty.	Of fifty and under sixty.	Of sixty and under seventy.	Of seventy and under eighty.	Of eighty and under ninety.	Of ninety and under one hundred.	Of one hundred and upwards.	Under five years of age.	Of five and under ten.	Of ten and under fifteen.	Of fifteen and under twenty.	Of twenty and under thirty.	Of thirty and under forty.	Of forty and under fifty.	Of fifty and under sixty.	Of sixty and under seventy.	Of seventy and under eighty.	Of eighty and under ninety.		
		under 5	5 to 10	10 to 15	15 to 20	20 to 30	30 to 40	40 to 50	50 to 60	60 to 70	70 to 80	80 to 90	90 to 100	100, &c.	under 5	5 to 10	10 to 15	15 to 20	20 to 30	30 to 40	40 to 50	50 to 60	60 to 70	70 to 80	80 to 90		
Ogelthorpe	Page 1	10	10	6	1	17	11	3	5						6	5	9	15	4	10	3	6	1	1		
	2	15	5	5	6	14	5	4	3	1					15	5	9	8	15	8	5		2			
	3	12	5	11	12	16	7	10	1	2	1				11	12	6	8	11	7	3	4	2	1		
	4	8	10	8	2	8	3	4	1	1					9	6	2	3	7	4	3	1	1			
	5	17	10	5	6	12	6	4	3	5	1				15	13	11	12	14	6	2	9	1		1	
	6	21	13	5	6	21	3	5	4	3	3				10	7	14	10	7	9	4	5	2	1		
	7	14	13	7	7	12	5	3	2	1					20	11	9	5	16	6	4	1	1			
	8	21	12	6	5	11	11	2	5						19	15	8	2	16	7	7	1	2		1	
	9	0 (26)	2	2	0	1	1		0	2					1	3	2	1	2		1	1	1			
	10	9	9	13	7	10	7	7	3	1	2				17	9	11	10	14	8	8		3	1		
	11	18	13	12	5	14	7	6	5		1	2			9	13	12	10	16	8	6	3	2		1	
	12	3	9	13	4	21	8	2	2	2	2	1			14	14	15	14	12	5	3	2	1	2	1	
	13	4	3	1	6	2	4	4	2	1	3	1			4	5	5	3	4	4	3	4	1	1		
	14	24	8	10	3	14	12	1	6	2					18	17	13	15	17	7	4	5	3	1	1	
	15	17	11	12	10	14	4	7	3		2	1			13	19	5	11	12	6	9	1	1	2		
	16	9	14	10	6	8	7	1	4		1				13	7	14	4	7	8	3	1		2		
	17	12	11	10	11	17	5	3	4	3	1				12	9	13	6	10	9	5	2	3	2		
	18	9	8	8	4	6	6	5	2	2					5	8	5	3	6	5	4	2	1		1	
	19	18	11	10	17	13	8	5	2		2				20	9	6		11	5	4	3				
	20	17	9	9	7	15	2	7							14	12	6	8	12	9	2	5		1		
	21	21	14	14	2	15	5	5	5	1	1				13	16	8	14	18	8	3	4	2			
	22	4	15	8	5	7	2	4		1	1				7	7	4	5	4	3	3	1	1	1		
	23	15	11	19	6	13	8	6	4	4	1				13	11	24	13	10	9	4	2	2			
	24	13	12	10	7	19	6	3	5	1		1	1		16	9	6	14	9	7	3	4	2		1	
	25	17	8	6	10	16	3	3	1	5	1				9	5	9	11	11	7	5	2	2	2		
	26	17	12	18	11	11	4	5	1	1					13	15	13	13	10	8	3	2			1	
	27	20	12	4	7	14	10	3	5	2	3	1			12	8	7	9	15	5	6	2				
		~~407~~ 393	293	248	177	341	171	117	87	39	26	7	1		333	270	246	235	288	178	111	68	37	18	5	

(392)

Turman Moody by the Marshal of the [illegible] District (or Territory) of Fergus 117

59

SLAVES. MALES. Of ten and under twenty-four	Of twenty-four and under thirty-six	Of thirty-six and under fifty-five	Of fifty-five and under one hundred	Of one hundred and upwards	SLAVES. FEMALES. Under ten years of age	Of ten and under twenty-four	Of twenty-four and under thirty-six	Of thirty-six and under fifty-five	Of fifty-five and under one hundred	Of one hundred and upwards	FREE COLORED PERSONS. MALES. Under ten years of age	Of ten and under twenty-four	Of twenty-four and under thirty-six	Of thirty-six and under fifty-five	Of fifty-five and under one hundred	Of one hundred and upwards	FREE COLORED PERSONS. FEMALES. Under ten years of age	Of ten and under twenty-four	Of twenty-four and under thirty-six	Of thirty-six and under fifty-five	Of fifty-five and under one hundred	Of one hundred and upwards	TOTAL.	WHITE persons enumerated in the foregoing. Who are Deaf and Dumb, under fourteen years of age.	Who are Deaf and Dumb, of the age of fourteen and under twenty-five.	Who are Deaf and Dumb, of twenty-five and upwards.	Who are blind.	ALIENS—Foreigners not naturalized.	SLAVES AND COLORED PERSONS enumerated in foregoing. Who are Deaf and Dumb, under fourteen years of age.	Who are Deaf and Dumb, of the age of fourteen and under twenty-five.	Who are Deaf and Dumb, of the age of twenty-five and upwards.	Who are blind.
10 to 24	24 to 36	36 to 55	55 to 100	100, &c.	under 10	10 to 24	24 to 36	36 to 55	55 to 100	100, &c.	under 10	10 to 24	24 to 36	36 to 55	55 to 100	100, &c.	under 10	10 to 24	24 to 36	36 to 55	55 to 100	100, &c.		under 14	14 to 25	25, &c.			under 14	14 to 25	25, &c.	
26	17	23	11	10	92	(66)	54	24	9								2			11	12	11	213								
23	14	6			44	34	25	3	1														330								
34	21	12	7		35	32	16	9	6														363								1
21	16	8	1		44	26	25	3	2														269			1					
52	28	21	2		63	40	26	12	2														466							1	
64	41	17	4		79	59	42	11	4				1										549								
38	16	11	12		32	26	15	17	5					2									370				2				
4	10	11	1		17	9	9																219								
10	10	1			9	8	8	3															77								
40	22	14	1		30	35	16	9	2				1										391								
35	33	10	3		43	31	21	5	3														380								
31	7	13	2		30	33	12	7	2														331								
21	8	4	3		22	15	9	5	1														180								
27	8	9			32	27	8	11						1	1								333								
16	6	2			19	16	10	5															254								
23	3	5	1		22	20	7	6	1				1										228								
36	14	8	1		53	29	19	13	1														364	2	2	1					
23	6	7	1		24	24	11	5	3														218				1		1		
21	6	9	1		34	17	14	10							1								244								
12	2	2	2		16	11	5	5	2						1								213								
20	12	6	2		23	20	15	3															296								
7	3				7	5	5	3															128								
34	9	12	3		38	33	20	11									1						381								
34	16	9	4		22	28	5	5	2														306								
45	14	13	3		34	33	15	7	4														338		1						
26	21	7	5		35	30	17	9	5														361		1						
55	14	13	8		53	45	31	24	3														445								
7	412	246	78		958	(762)	470	230	58				3	3	3								87	89	2	4	1	3		1		1	1

25th Cong.)

60

SCHEDULE of the whole number of Persons within the Division allotted to

Name of County, City, Ward, Town, Township, Parish, Province, Hundred, or District.	NAMES of HEADS OF FAMILIES.	FREE WHITE PERSONS, (INCLUDING HEADS OF FAMILIES.) MALES. Under five years of age.	5 to 10	10 to 15	15 to 20	20 to 30	30 to 40	40 to 50	50 to 60	60 to 70	70 to 80	80 to 90	90 to 100	100, &c.
	Ogdensburgh Carried forward	377	283	248	177	341	171	117	87	39	26	7	1	
	Dup	28	9	3	3	2	13	3		2	1	2		
		29	19	14	11	7	15	4	5	6	2	1		
		30	19	11	8	10	12	8	7	2	1	1		
		31	2	2	1	1	1	2	1		1			
		32	16	17	10	9	18	14	4	1	3			
		33	21	10	10	13	20	9	4	6	2			
		34	9	5	11	4	7	4	2	1	3			
		35	17	7	4	7	16	11	4	2	4	1		
		36	13	6	8	8	38	12	7	3				
		37	21	7	4	10	13	17	3	1	1			
		38	16	12	8	6	7	11	4	4	1			
		39	3	2	2	4	3	5	2	2				
		40	18	9	6	11	9	12	8	5	4	1		
		41	17	14	10	8	17	4	7	4	2			
		42	12	10	15	9	16	14	9	3	2	1		
		43	1	2	4	2	2	1	2					
			610	414	363	288	548	302	186	129	66	33	7	2

FREE WHITE PERSONS, (INCLUDING HEADS OF FAMILIES.) FEMALES. Under five years of age.	5 to 10	10 to 15	15 to 20	20 to 30	30 to 40	40 to 50	50 to 60	60 to 70	70 to 80	80 to 90	90 to 100	100, &c.
333	270	246	235	288	178	111	68	37	18	5	3	
8	3	6	6	10	2	2	2	1	1			
13	13	6	9	13	6	4	3	2				
14	10	13	7	12	6	5	3	2				
4	3	2	2	2	2	1	1					
18	13	8	9	17	5	3	5					
13	10	9	10	17	5	6	4	3	1			
8	12	7	5	6	5	2	1	2	1			
15	8	15	11	9	7	6	2	1	1			
12	6	7	9	10	7	1						
13	8	7	9	16	4	2	1			2		
16	16	4	9	16	9	3		2				
7	4	5	5	11	2	2	2		1			
17	15	8	9	10	10	5	2	1	1			
16	11	2	7	11	5	4	3	1				
12	15	3	8	7	9	2	4		2			
4	2	1	2	1	2							
523	419	349	352	456	284	159	101	52	26	7		

by the Marshal of the District (or Territory) of

SLAVES. Males: Of ten and under twenty-four	Of twenty-four and under thirty-six	Of thirty-six and under fifty-five	Of fifty-five and under one hundred	Of one hundred and upwards	Females: Under ten years of age	Of ten and under twenty-four	Of twenty-four and under thirty-six	Of thirty-six and under fifty-five	Of fifty-five and under one hundred	Of one hundred and upwards	FREE COLORED PERSONS. Males: Under ten years of age	Of ten and under twenty-four	Of twenty-four and under thirty-six	Of thirty-six and under fifty-five	Of fifty-five and under one hundred	Of one hundred and upwards	Females: Under ten years of age	Of ten and under twenty-four	Of twenty-four and under thirty-six	Of thirty-six and under fifty-five	Of fifty-five and under one hundred	Of one hundred and upwards	TOTAL.	WHITE PERSONS included in the foregoing: Who are Deaf and Dumb, under fourteen years of age	Who are Deaf and Dumb, of the age of fourteen and under twenty-five	Who are Deaf and Dumb, of twenty-five and upwards	Who are blind	ALIENS—Foreigners not naturalized	SLAVES AND COLORED PERSONS, included in foregoing: Who are Deaf and Dumb, under fourteen years of age	Who are Deaf and Dumb, of the age of fourteen and under twenty-five	Who are Deaf and Dumb, of the age of twenty-five and upwards	Who are blind
10 to 24	24 to 36	36 to 55	55 to 100	100, &c.	under 10	10 to 24	24 to 36	36 to 55	55 to 100	100, &c.	under 10	10 to 24	24 to 36	36 to 55	55 to 100	100, &c.	under 10	10 to 24	24 to 36	36 to 55	55 to 100	100, &c.		under 14	14 to 25	25, &c.			under 14	14 to 25	25, &c.	
833	412	246	78		953	~~[illegible]~~ 762	470	230	58				3	3	3					1	1		8709	2	4	1	3		1		1	1
60	48	4	1		54	48	48	4															399	1								
20	18	14	1		31	25	14	16	3						1								316			1						
33	15	9	2		32	33	17	6	2														320									
6	6				6	6	7		1														66									
56	32	20	2		53	30	28	14															452									
39	32	3	2		44	39	37	4					1										411									
20	12	8	1		24	17	15	3															217									
29	19	16	1		39	31	20	10	1												1		346									
52	36	17	3		52	51	24	9	2		1	1	1		1								441							1		1
52	59	16	3		68	61	41	20	4						1								520									2
18	12	9	1		26	24	9	6	1														269									
18	2	9	1		15	10	5	11	2														151									
25	16	4	2		43	21	13	11	1														333									
22	11	7	2		29	26	5	8	4														290									
36	17	4	1		43	30	19	7	4														348									
1					1	1																	30									
[illegible]	747	386	101		1513	~~[illegible]~~ 1215	772	359	83		1	1	5	3	6					1	2		13618	3	4	2	3		1	1	1	4

SCHEDULE of the whole number of Persons within the Division allotted to

Ogthorpe Cty

Capt. Lobby's District

Name of County, City, Ward, Town, Township, Parish, Precinct, Hundred, or District.	NAMES of HEADS OF FAMILIES.	FREE WHITE PERSONS, (INCLUDING HEADS OF FAMILIES.) MALES. Under five years of age.	Of five and under ten.	Of ten and under fifteen.	Of fifteen and under twenty.	Of twenty and under thirty.	Of thirty and under forty.	Of forty and under fifty.	Of fifty and under sixty.	Of sixty and under seventy.	Of seventy and under eighty.	Of eighty and under ninety.	Of ninety and under one hundred.	Of one hundred and upwards.	FEMALES. Under five years of age.	Of five and under ten.	Of ten and under fifteen.	Of fifteen and under twenty.	Of twenty and under thirty.	Of thirty and under forty.	Of forty and under fifty.	Of fifty and under sixty.	Of sixty and under seventy.	Of seventy and under eighty.	Of eighty and under ninety.
		under 5	5 to 10	10 to 15	15 to 20	20 to 30	30 to 40	40 to 50	50 to 60	60 to 70	70 to 80	80 to 90	90 to 100	100, &c.	under 5	5 to 10	10 to 15	15 to 20	20 to 30	30 to 40	40 to 50	50 to 60	60 to 70	70 to 80	80 to 90
Ogthorpe Cty	Jacob Patton	1	2				1								1					1					
	John Thornton		1	1			1	1										1		1					
	Herrard Thornton		1	1		1			1						1		2	3	1						
	Isaac Goolsby	1	0						1						1	1		1		1					
	John Green	1	1				1								1	1	1		1						
	James Bently	1				1													1						
	Minoah Bitton		1				1										2			1					
	Isaah Goolsby	1	1				1													1				1	
	Gardner Ballard							1								0		0		0	1				
	David Patton						1											1							
	Nancy Bridges																2					1			
	John Little	2				2												1							
	Prudence Hoyer																			2					
	John Seals			1			1									1				1			1		
	John Seals for R. Gordon					1																			
	Denny Huff		2				1														1				
	William Bridges					1	1								1			1							
	James Bridges	1	0			1									1			2							
	Levy Jennings			1					1									1							
	James Gilmer			0		1												1							
	John Gilmer		1	1				1								2	1			2					
	Frances McGuire					1	1		1																
	Starling Carter					1	1												1						
	Samuel Ham					1																			
	Thomas P. Stephens	2				3												2							
	Robert T. Hardman					2																			
	Solomon Jennings			1	1	1			1								1	1			1				
		10	10	6	1	17	11	3	5						1	5	9	15	4	10	3	1	1	1	

123

62

SLAVES. MALES. Of ten and under twenty-four	Of twenty-four and under thirty-six	Of thirty-six and under fifty-five	Of fifty-five and under one hundred	Of one hundred and upwards, &c.	SLAVES. FEMALES. Under ten years of age	Of ten and under twenty-four	Of twenty-four and under thirty-six	Of thirty-six and under fifty-five	Of fifty-five and under one hundred	Of one hundred and upwards, &c.	FREE COLORED PERSONS. MALES. Under ten years of age	Of ten and under twenty-four	Of twenty-four and under thirty-six	Of thirty-six and under fifty-five	Of fifty-five and under one hundred	Of one hundred and upwards, &c.	FREE COLORED PERSONS. FEMALES. Under ten years of age	Of ten and under twenty-four	Of twenty-four and under thirty-six	Of thirty-six and under fifty-five	Of fifty-five and under one hundred	Of one hundred and upwards, &c.	TOTAL.	WHITE persons included in the foregoing: Who are Deaf and Dumb, under fourteen years of age	Who are Deaf and Dumb, of the age of fourteen and under twenty-five	Who are Deaf and Dumb, of the age of twenty-five and upwards, &c.	Who are blind	ALIENS not naturalized	SLAVES AND COLORED PERSONS included in the foregoing: Who are Deaf and Dumb, under fourteen years of age	Who are Deaf and Dumb, of the age of fourteen and under twenty-five	Who are Deaf and Dumb, of the age of twenty-five and upwards, &c.	Who are blind
			1				1																8							
5	6	2			9	2	3																33							
1	1	2				1		1															17							
2		5	2		5	2	3	1															24							
																							13							
5	5	3			5	5	5	3															39							
1	3	2				2		4															14							
	1		2					1															4							
		1			1	2	1																7							
2	1				2		2																11							
	2	1				1		1															6							
																							2							
3	5		4		3	1	2	3															31							
2	3	2	3		1	1	1	1															21							
2	4	2	2		1	2	1																18							
2		1	1		2		1																11							
2	2		1		1	2	2																20							
				1																			4							
1	2	2			1	4	3	2															32							
1	9	8	4	2	1	1	8	2	1														16							
2	12	8	1		12	12	20		1														81							
1	3	4	1	1	1	2	1	1	1														52							
		1					1																3							
3	1	1	2		2	4		1															21							
1	1	2			1	2	1	2															22							
1	1	2	1		1	4	4	1															41							
16	41	23	11		93	86	14	28	9														613							
16	41	23	11		93	86	14	29	9														613							

(No. 4.) 63. **SCHEDULE of the whole number of Persons within the Division allotted to** Thom

Name of County, City, Ward, Town, Township, Parish, Precinct, Mundred, or District.	NAMES OF HEADS OF FAMILIES.	FREE WHITE PERSONS, (INCLUDING HEADS OF FAMILIES.) MALES. Under five years of age.	Of five and under ten.	Of ten and under fifteen.	Of fifteen and under twenty.	Of twenty and under thirty.	Of thirty and under forty.	Of forty and under fifty.	Of fifty and under sixty.	Of sixty and under seventy.	Of seventy and under eighty.	Of eighty and under ninety.	Of ninety and under one hundred.	Of one hundred and upwards.	FEMALES. Under five years of age.	Of five and under ten.	Of ten and under fifteen.	Of fifteen and under twenty.	Of twenty and under thirty.	Of thirty and under forty.	Of forty and under fifty.	Of fifty and under sixty.	Of sixty and under seventy.	Of seventy and under eighty.	Of eighty and under ninety.	Of ninety and under one hundred.
Capt Seah district		under 5	5 to 10	10 to 15	15 to 20	20 to 30	30 to 40	40 to 50	50 to 60	60 to 70	70 to 80	80 to 90	90 to 100	100, &c.	under 5	5 to 10	10 to 15	15 to 20	20 to 30	30 to 40	40 to 50	50 to 60	60 to 70	70 to 80	80 to 90	90 to 100
Oglethorpe Cty	John McCown							1							1					2						
	William Wilson	1	1				1								3	1			1				1			
	Elizabeth Martin				0													1					7			
	Herikiah Martin			1	1	1			1							2	2			1						
	Joel Hancock		1			2				1									1		1					
	Thomas Stephens		2	1	1				1								2	1			1					
	Elizabeth Stephens			1		1												1			1					
	John C. Dansby	2		1			1												1							
	Miner M. Stephens	1				2													1							
	William Sorrow			1				1							1		1			1						
	Davia Colly						1													1						
	Charles Hammons	1	2	1	1				1								2		1		1					
	William Hammons	2				1									2	1			1	1						
	Joseph A. Harvey	1				2									1				1							
	Elisha Tiller	1				1									1				1							
	Thomas Galloway	2		2	1			1							2			2		1						
	Cealy Goolsby				1												1	1			1					
	Simeon M. Goolsby	2	1	1	1	1		1							1	1	1	2	1	1						
	William Green				1			1										2	1	1						
	Barrel Tiller	1					1								2		1		1							
	Abdon Bradley						1																			
	Charles Meriwether	1	1			2									1				1							
	Thomas White					1									1				1							
		15	8	8	6	14	5	4	3	1					15	5	9	8	13	8	5		2			

PUFF GREEN, PRINTER.

Return of [illegible] by the Marshal of the [illegible] District (or Territory) of [illegible] Georgia 125

SLAVES. MALES. Under ten years of age.	10 to 24	24 to 36	36 to 55	55 to 100	100, &c.	SLAVES. FEMALES. Under ten years of age.	10 to 24	24 to 36	36 to 55	55 to 100	100, &c.	FREE COLORED PERSONS. MALES. Under ten years of age.	10 to 24	24 to 36	36 to 55	55 to 100	100, &c.	FREE COLORED PERSONS. FEMALES. Under ten years of age.	10 to 24	24 to 36	36 to 55	55 to 100	100, &c.	TOTAL.	WHITE PERSONS included in foregoing. Who are Deaf and Dumb, under fourteen years of age.	Who are Deaf and Dumb, of the age of fourteen and under twenty-five.	Who are Deaf and Dumb, twenty-five and upwards.	Who are blind.	ALIENS—Foreigners not naturalized.	FREE PERSONS OF COLOR and COLORED PERSONS included in foregoing. Who are Deaf and Dumb, under fourteen years of age.	Who are Deaf and Dumb, of the age of fourteen and under twenty-five.	Who are Deaf and Dumb, twenty-five and upwards.	Who are blind.
																									under 14	14 to 25	25, &c.			under 14	14 to 25	25, &c.
8			2			6	2	5	1															29								
																								9								
1	1	1	1			4	1																	11								
4		1	1					2																11								
8	3	3				6	6	4		1														40								
2	2	1	1			4	2	1																17								
2	2					2	3	1																15								
1	3	2				4	2																	16								
																								5								
																								2								
																								10								
1							1																	16								
2																								7								
																								4								
																								11								
1						2	1																	8								
6	3	2	1			5	2	5	2															32								
																								6								
	1																							3								
4		1				3	1	5																24								
5	3	2				5	1	3																30								
3	3					3	2																	14								
93	19	6				44	34	25	3	1	1													330								

(No. 4) 64

SCHEDULE of the whole number of Persons within the Division allotted to Thomas

FREE WHITE PERSONS, (INCLUDING HEADS OF FAMILIES.)

Name of County, City, Ward, Town, Township, Parish, Precinct, Hundred, or District.	NAMES OF HEADS OF FAMILIES.	MALES. Under five years of age.	Of five and under ten.	Of ten and under fifteen.	Of fifteen and under twenty.	Of twenty and under thirty.	Of thirty and under forty.	Of forty and under fifty.	Of fifty and under sixty.	Of sixty and under seventy.	Of seventy and under eighty.	Of eighty and under ninety.	Of ninety and under one hundred.	Of one hundred and upwards.	FEMALES. Under five years of age.	Of five and under ten.	Of ten and under fifteen.	Of fifteen and under twenty.	Of twenty and under thirty.	Of thirty and under forty.	Of forty and under fifty.	Of fifty and under sixty.	Of sixty and under seventy.	Of seventy and under eighty.	Of eighty and under ninety.	Of ninety and under one hundred.
		under 5	5 to 10	10 to 15	15 to 20	20 to 30	30 to 40	40 to 50	50 to 60	60 to 70	70 to 80	80 to 90	90 to 100	100, &c.	under 5	5 to 10	10 to 15	15 to 20	20 to 30	30 to 40	40 to 50	50 to 60	60 to 70	70 to 80	80 to 90	90 to 100
Sussex district																										
5	Samuel Langhlin	2	1	1	1	1	1									1	1			1						
	Thomas Rees	1	1				1									1										
	Thomas Brown		1	1	2				1						1	1	1	2	1		1					
	Nicholas Patridge	1					1								1				2							
	Mary Stubblefield																			1				1		
	Tolbert Woodal						1												1							
	Samuel Johnston	1	1	2	1			1							1	1	1			1						
	Charles Simmons					1				1									1							
	Stephen Arnold				1																	1				
	James Rattige				1	1		1										1			1		1			
	William Moore			3			1								1	2	1	1		1						
	Randolph Jones			1		2		1	1													1				
	John Frasher					2		1							1	2		1			1					
	William Arnold										1												1			
	James McLaughlin		2					1							1					1						
	William Collear	1				1												1								
	Mildred Perdon			1		2											1	1				1				
	John Lattimer	1		1		1									1	2	1		2							
	Simeon Earley					1		1														1				
	William Coates				1										1				1							
	Ignatious Raines							1								1	1									
	Thomas Farmer		2				1												1							
	Prey E. Smith	2			1	1	1												1							
	Wade H. Jones				1																					
	Jesse Whealley				1	1		1							1		1	1		1						
	Anderson Colley	1	1	1				1								1				1						
	William North	2						1											1							
		12	9	11	12	16	7	10	1	2	1				11	12	6	8	11	7	3	4	2	1		

Moody by the Marshal of the District (or Territory) of Georgia 127

	SLAVES.											FREE COLORED PERSONS.												TOTAL.	WHITE PERSONS included in the foregoing.					SLAVES AND COLORED PERSONS, included in foregoing.			
	MALES.					FEMALES.						MALES.						FEMALES.															
	Of ten and under twenty-four.	Of twenty-four and under thirty-six.	Of thirty-six and under fifty-five.	Of fifty-five and under one hundred.	Of one hundred and upwards.	Under ten years of age.	Of ten and under twenty-four.	Of twenty-four and under thirty-six.	Of thirty-six and under fifty-five.	Of fifty-five and under one hundred.	Of one hundred and upwards.	Under ten years of age.	Of ten and under twenty-four.	Of twenty-four and under thirty-six.	Of thirty-six and under fifty-five.	Of fifty-five and under one hundred.	Of one hundred and upwards.	Under ten years of age.	Of ten and under twenty-four.	Of twenty-four and under thirty-six.	Of thirty-six and under fifty-five.	Of fifty-five and under one hundred.	Of one hundred and upwards.		Who are Deaf and Dumb, under fourteen years of age.	Who are Deaf and Dumb, of the age of fourteen and under twenty-five.	Who are Deaf and Dumb, of twenty-five and upwards.	Who are blind.	ALIENS—Foreigners not naturalized.	Who are Deaf and Dumb, under fourteen years of age.	Who are Deaf and Dumb, of the age of fourteen and under twenty-five.	Who are Deaf and Dumb, of the age of twenty-five and upwards.	Who are blind.
	10 to 24	24 to 36	36 to 55	55 to 100	100, &c.	under 10	10 to 24	24 to 36	36 to 55	55 to 100	100, &c.	under 10	10 to 24	24 to 36	36 to 55	55 to 100	100, &c.	under 10	10 to 24	24 to 36	36 to 55	55 to 100	100, &c.		undr 14	14 to 25	25, &c.			undr 14	14 to 25	25, &c.	
1	2	2	2			5	5	2																29									
																								4									
																								12									
																								5									
		1																						3									
										1						0								5									
																								9									
1						1	3			1	0													9									
2			2			2	2	2	1			0	0		0									13									
3	4			1		2	4	1	1	2	2													25									
																								10									
9	5	9	1			7	1	1	2															40									
																								8									
5	5	1	2	3		3	1	2	1	1														29									
																								5									
1	2			1		1		1	1															10									
8	1	4				7	2	4		1														34									
3	3					2	2	1																20									
2	3	1	2	2		3	3	2																22									1
2						1	1																	9									
1	1						2																	6									
		1					1																	6									
2	4	1	2			1	3		2															22									
	3		1				1	2	1															9									
																								7									
																								6									
	1	1					1																	7									
	34	21	10	7		31	39	15	29	6	0	0	0		0	0								303									
			12	1				16	1	6																							

(No. 4) 65

SCHEDULE of the whole number of Persons within the Division allotted to

Name of County, City, Ward, Town, Township, Parish, Precinct, Hundred, or District.	NAMES or HEADS OF FAMILIES.	FREE WHITE PERSONS, (INCLUDING HEADS OF FAMILIES.) MALES. Under five years of age.	Of five and under ten.	Of ten and under fifteen.	Of fifteen and under twenty.	Of twenty and under thirty.	Of thirty and under forty.	Of forty and under fifty.	Of fifty and under sixty.	Of sixty and under seventy.	Of seventy and under eighty.	Of eighty and under ninety.	Of ninety and under one hundred.	Of one hundred and upwards.	FEMALES. Under five years of age.	Of five and under ten.	Of ten and under fifteen.	Of fifteen and under twenty.	Of twenty and under thirty.	Of thirty and under forty.	Of forty and under fifty.	Of fifty and under sixty.	Of sixty and under seventy.	Of seventy and under eighty.	Of eighty and under ninety.	Of ninety and under one hundred.
Capt Guice district		under 5	5 to 10	10 to 15	15 to 20	20 to 30	30 to 40	40 to 50	50 to 60	60 to 70	70 to 80	80 to 90	90 to 100	100, &c.	under 5	5 to 10	10 to 15	15 to 20	20 to 30	30 to 40	40 to 50	50 to 60	60 to 70	70 to 80	80 to 90	90 to 100
Oglethorpe City	Joseph Arnold	2	2				1									1			1							
	Jacob Matthews		2	1		1	1								1	1	1			1						
	George Miller		1	2	1	1			1							1		2								
	Nicholas Powers		2					1							2		1				1					
	Thomas F Kaney	1	2																1							
	Thomas Parkes																	1								
	John Wise		1																1							
	Sarah Hill			1		1															1					
	Isham Kaney					1				1									2	1			1			
	Charles Ogden			2												2		1		1						
	William Baily	2	2													1				1						
	George Glass																		1							
	George W Birdsong			1			1											1								
	Samuel Thornton	1	2												1				1			1				
	John Wiem	2	2	1	1			1							1						1					
		8	16	8	2	8	5	4	1	1					9	6	2	5	7	4	3	1	1			

of Lobby the Westfield of the [illegible] District (or County) of [illegible] 1829

65

SLAVES.												FREE COLORED PERSONS.												TOTAL.	WHITE PERSONS included in the foregoing.				SLAVES AND COLORED PERSONS included in foregoing.		
MALES.						FEMALES.						MALES.						FEMALES.												
Under ten years of age.	Of ten and under twenty-four.	Of twenty-four and under thirty-six.	Of thirty-six and under fifty-five.	Of fifty-five and under one hundred.	Of one hundred and upwards.	Under ten years of age.	Of ten and under twenty-four.	Of twenty-four and under thirty-six.	Of thirty-six and under fifty-five.	Of fifty-five and under one hundred.	Of one hundred and upwards.	Under ten years of age.	Of ten and under twenty-four.	Of twenty-four and under thirty-six.	Of thirty-six and under fifty-five.	Of fifty-five and under one hundred.	Of one hundred and upwards.	Under ten years of age.	Of ten and under twenty-four.	Of twenty-four and under thirty-six.	Of thirty-six and under fifty-five.	Of fifty-five and under one hundred.	Of one hundred and upwards.		Who are Deaf and Dumb, under fourteen years of age.	Who are Deaf and Dumb, of the age of fourteen and under twenty-five.	Who are Deaf and Dumb, of the age of twenty-five and upwards.	ALIENS—Foreigners not naturalized.	Who are Deaf and Dumb, under fourteen years of age.	Who are Deaf and Dumb, of the age of fourteen and under twenty-five.	Who are Deaf and Dumb, of the age of twenty-five and upwards.
						1																		8							
2	2					9	1	4	2															32							
						1																		16							
2	3		1			4	1	2																							
	1					1																		1							
2	1	2				3	1	1																12							
1	1					1		1																8							
1	1	2	3			5	2	2		2														21							
3	6	5				16	1	5																44							
																								5							
																								4							
																								7							
																								11							
1	1	1				2	2	2																13							
2	1						1																	14							
3	3	3	1			8	3	8																41							
31	10	8	1			44	21	25	3	2														259							1

(No. 4.) 66

SCHEDULE of [illegible] Persons within the Division allotted to [illegible]

Name of County, City, Ward, Town, Township, Parish, Precinct, Hundred, or District.	NAMES of HEADS OF FAMILIES.	FREE WHITE PERSONS, (INCLUDING HEADS OF FAMILIES.) MALES. Under five years of age	Of five and under ten	Of ten and under fifteen	Of fifteen and under twenty	Of twenty and under thirty	Of thirty and under forty	Of forty and under fifty	Of fifty and under sixty	Of sixty and under seventy	Of seventy and under eighty	Of eighty and under ninety	Of ninety and under one hundred	Of one hundred and upwards	FEMALES. Under five years of age	Of five and under ten	Of ten and under fifteen	Of fifteen and under twenty	Of twenty and under thirty	Of thirty and under forty	Of forty and under fifty	Of fifty and under sixty	Of sixty and under seventy	Of seventy and under eighty	Of eighty and under ninety	Of ninety and under one hundred
		under 5	5 to 10	10 to 15	15 to 20	20 to 30	30 to 40	40 to 50	50 to 60	60 to 70	70 to 80	80 to 90	90 to 100	100, &c.	under 5	5 to 10	10 to 15	15 to 20	20 to 30	30 to 40	40 to 50	50 to 60	60 to 70	70 to 80	80 to 90	90 to 100
Cape Fear																										
Hargrave District																										
By Order of	Peter Mc Nelemon	1	1	1	1		1								1	1	1		1	1		1				
	Robert Gillespy				1					1							1		2							
	Henry P. Mc Neill	2				1													1							
	Cary Johnston				1	2			1		1								1							
	George Whitted	2	1																							
	George Lester	1		1	1			1							1	1			1	1						
	Pleasant Hart	2				1									2				1							
	Charles Hargrave					1											1									
	Richard Hargrave								1														1			
	John Dellop	3		1		1											3		1	1						
	John Best	1		2		1										3			1							
	Daniel Lilley				1										1				1							
	William Gallaway	1	2	1	0		1								1	2	1		1			1				
	Alexander Lester				1														1							
	Samuel Baldwin		1			1														1						
	Dawa Laughton				1			1															1			
	Richard Lunt		1	1	1			1									1	1					1			
	Daniel Tapley							1	1												1		1			
	Edward Jones				2			1									2						2			
	Archabald Short				1																					
	Young & Steel		1	1				1							1		2		2		1					
	Thomas Nelly		1					1											1				1			1
	Elizabeth Baldwin	1																	1							
	Jacob Lester	1	1					1							2	1	2		1		1					
	Lucinda Busdin		1		1										2	1				1						
	John Busdin			1				1							2	1					1					
	Jacob Busdin														2					1						
		17	10	9	6	12	6	4	1	3	1				18	13	11	12	14	6	2	9	1		1	

Moody by the Marshal of the District (or Territory) of Georgia (131)

SLAVES. Males: Of ten and under twenty-four	Males: Of twenty-four and under thirty-six	Males: Of thirty-six and under fifty-five	Males: Of fifty-five and under one hundred	Males: Of one hundred and upwards	Females: Under ten years of age	Females: Of ten and under twenty-four	Females: Of twenty-four and under thirty-six	Females: Of thirty-six and under fifty-five	Females: Of fifty-five and under one hundred	Females: Of one hundred and upwards	FREE COLORED PERSONS. Males: Under ten years of age	Males: Of ten and under twenty-four	Males: Of twenty-four and under thirty-six	Males: Of thirty-six and under fifty-five	Males: Of fifty-five and under one hundred	Males: Of one hundred and upwards	Females: Under ten years of age	Females: Of ten and under twenty-four	Females: Of twenty-four and under thirty-six	Females: Of thirty-six and under fifty-five	Females: Of fifty-five and under one hundred	Females: Of one hundred and upwards	TOTAL	WHITE PERSONS included in the foregoing: Who are Deaf and Dumb, under fourteen years of age	Who are Deaf and Dumb, of the age of fourteen and under twenty-five	Who are Deaf and Dumb, of twenty-five and upwards	Who are blind	ALIENS—Foreigners not naturalized	SLAVES AND COLORED PERSONS, included in foregoing: Who are Deaf and Dumb, under fourteen years of age	Who are Deaf and Dumb, of the age of fourteen and under twenty-five	Who are Deaf and Dumb, of the age of twenty-five and upwards	Who are blind
10 to 24	24 to 36	36 to 55	55 to 100	100, &c.	under 10	10 to 24	24 to 36	36 to 55	55 to 100	100, &c.	under 10	10 to 24	24 to 36	36 to 55	55 to 100	100, &c.	under 10	10 to 24	24 to 36	36 to 55	55 to 100	100, &c.		under 14	14 to 25	25, &c.			under 14	14 to 25	25, &c.	
4	3		1		1	3	2	1															31									
2	4	2			11	2	4	1	1														41									
1	1						2																11									
2	2	1			5	1	1																20									
					2	2																	12									
																							9									
																							6									
1					1																		4									
2		1			4			1															10									
10					8	16																	47									
		1						1															15									
					1																		4									
1		3			0	1		1															17									
	1				1		1																6									
5	3	5			5	3	3	5															40									
5	3	2			5	1	3																26									
6	1				1	7	2																31									
5	3	1			8	3	3	2															31									
3	4	2			6	2	2																30									
1																							2									
																							9									
2	3	1	1		2	2	2																19									
2	0	1			2	2	1		1														16									
																							10									
		1				1																	8									
																							6									
																							5									
59	28	21	2		63	40	26	12	2														~~456~~ 466									

(No. 4.) 67

SCHEDULE of the whole number of Persons within the District alotted to

Name of County, City, Ward, Town, Township, Parish, Precinct, Hundred, or District.

NAMES of HEADS OF FAMILIES.

Ea
Morgan
Captain [illegible]

FREE WHITE PERSONS, (INCLUDING HEADS OF FAMILIES.)

MALES.

NAMES of HEADS OF FAMILIES.	Under five years of age.	Of five and under ten.	Of ten and under fifteen.	Of fifteen and under twenty.	Of twenty and under thirty.	Of thirty and under forty.	Of forty and under fifty.	Of fifty and under sixty.	Of sixty and under seventy.	Of seventy and under eighty.	Of eighty and under ninety.	Of ninety and under one hundred.	Of one hundred and upwards.
	under 5	5 to 10	10 to 15	15 to 20	20 to 30	30 to 40	40 to 50	50 to 60	60 to 70	70 to 80	80 to 90	90 to 100	100, &c.
Tilman Stanford					1								
Park Arnold	2				1								
Jackson Smith	1				1								
Luke Johnston					1								
Nancy Crowder					3								
John Thomas			1	1				1					
Richard Gregory									1				
Joseph Selbore	5	4	2		1		1						
George Gray	2	1	1			1							
Francis Barnett					1								
Joel Barnett		1			1			1					
Benjamin R. Powder					2								
William Hood	1			1			1						
Benjamin Elsbury	1				1		1						
Wyatt Bullock			1				1						
Isaac Bosdin					2			1					
William Bryant	2				1								
Henry Johnston	1			1	1			1					
John Fallow		1					1						
Thomas Gainey		1		2	1			1	1				
William Lester	1					1							
Lewis Lester —	3	3	1	1		1							
Lion Smith	1						1						
James O'Kelly		1	1			1			1				
Luke Johnston sen					1			1					
Joseph Pinson	2				1								
Thomas J. Hamps	1				1								
	21	13	7	6	31	5	5	4	3	3			

FEMALES.

Under five years of age.	Of five and under ten.	Of ten and under fifteen.	Of fifteen and under twenty.	Of twenty and under thirty.	Of thirty and under forty.	Of forty and under fifty.	Of fifty and under sixty.	Of sixty and under seventy.	Of seventy and under eighty.	Of eighty and under ninety.	Of ninety and under one hundred.
under 5	5 to 10	10 to 15	15 to 20	20 to 30	30 to 40	40 to 50	50 to 60	60 to 70	70 to 80	80 to 90	90 to 100
				1							
				1							
				1							
			1								
			4				1				
		1	1		1						
									1		
	2	1			1						
	2				1						
3		1	1	0							
		2		1		1					
				1							
				2							
				1							
				1							
2				1							
1	1	1	1	1		1					
				1							
2	2			1		1					
1				1		1					
		2									
1				1		1					
1	2										
				1							
1				1							
				1							
10	7	4	10	14	2	4	1				

133

67

SLAVES.												FREE COLORED PERSONS.												TOTAL.	WHITE PERSONS included in the foregoing.					SLAVES AND COLORED PERSONS, included in foregoing.				
MALES.						FEMALES.						MALES.						FEMALES.														
Of ten and under twenty-four.	Of twenty-four and under thirty-six.	Of thirty-six and under fifty-five.	Of fifty-five and under one hundred.	Of one hundred and upwards.	Under ten years of age.	Of ten and under twenty-four.	Of twenty-four and under thirty-six.	Of thirty-six and under fifty-five.	Of fifty-five and under one hundred.	Of one hundred and upwards.	Under ten years of age.	Of ten and under twenty-four.	Of twenty-four and under thirty-six.	Of thirty-six and under fifty-five.	Of fifty-five and under one hundred.	Of one hundred and upwards.	Under ten years of age.	Of ten and under twenty-four.	Of twenty-four and under thirty-six.	Of thirty-six and under fifty-five.	Of fifty-five and under one hundred.	Of one hundred and upwards.		Who are Deaf and Dumb, under fourteen years of age.	Who are Deaf and Dumb of the age of fourteen and under twenty-five.	Who are Deaf and Dumb, of twenty-five and upwards.	Who are Blind.	ALIENS—Foreigners not naturalized.	Who are Deaf and Dumb, under fourteen years of age.	Who are Deaf and Dumb of the age of fourteen and under twenty-five.	Who are Deaf and Dumb of the age of twenty-five and upwards.	Who are Blind.
10 to 24	24 to 36	36 to 55	55 to 100	100, &c.	under 10	10 to 24	24 to 36	36 to 55	55 to 100	100, &c.	under 10	10 to 24	24 to 36	36 to 55	55 to 100	100, &c.	under 10	10 to 24	24 to 36	36 to 55	55 to 100	100, &c.		under 14	14 to 25	25, &c.			under 14	14 to 25	25, &c.	
						1																		3								
11	2				4	4	1																	32								
																								3								
3	2			1	4	3	1																	2								
6	8	3			6	9	3																	32								
1					1	1			1															50								
12	5	4			12	11	9	3	1															1								
						1																		94								
4		1			3		2	1					1											9								
16	11				16	9	11																	19								
	2				3	1	1																	18								
																								11								
1	2				1			1																1								
1	1				3	1	1																	11								
																								12								
																								6								
						1	1		1															3								
3		1	1		5	4	1																	20								
3	1	3	1		1	6	4	3																49								
1		2			3	1	1	1																16								
2	2	1	2		6	1	3	1																34								
																								3								
1					3	2	1																	14								
3	1				6	1	1	2																22								
1	1				1	1																		8								
	2				1	1	1	1																12								
41	17	11			57	59	42	11	4				1											549								

(No. 4) 68

SCHEDULE of the whole number of Persons within the Division allotted to Thomas

FREE WHITE PERSONS, (INCLUDING HEADS OF FAMILIES.)

Name of County, City, Ward, Town, Township, Parish, Precinct, Hundred, or District.	NAMES OF HEADS OF FAMILIES.	MALES. Under five years of age.	Of five and under ten.	Of ten and under fifteen.	Of fifteen and under twenty.	Of twenty and under thirty.	Of thirty and under forty.	Of forty and under fifty.	Of fifty and under sixty.	Of sixty and under seventy.	Of seventy and under eighty.	Of eighty and under ninety.	Of ninety and under one hundred.	Of one hundred and upwards.	FEMALES. Under five years of age.	Of five and under ten.	Of ten and under fifteen.	Of fifteen and under twenty.	Of twenty and under thirty.	Of thirty and under forty.	Of forty and under fifty.	Of fifty and under sixty.	Of sixty and under seventy.	Of seventy and under eighty.	Of eighty and under ninety.	Of ninety and under one hundred.
		under 5	5 to 10	10 to 15	15 to 20	20 to 30	30 to 40	40 to 50	50 to 60	60 to 70	70 to 80	80 to 90	90 to 100	100, &c.	under 5	5 to 10	10 to 15	15 to 20	20 to 30	30 to 40	40 to 50	50 to 60	60 to 70	70 to 80	80 to 90	90 to 100
Capt. Harrison's district																										
Cyrus Ferry	Mary Thurmon			1		1														1						
	Elizabeth Carlton																			1			1			
	Thomas C Billups	1	2			1									1				1							
	Jeremiah Elder	1	1			1									1				1							
	John Dixon	1					1								1				1							
Thomas C Billups acc. of W. Baldwin																										
	James B. Palmon		2	1	1	1	1	1											1							
	Thomas C. Pinson	2	1				1								1	2			1							
	Mary Pinson		1	0				0								0	1				1					
	William Carter							1							1	2	2	1		1						
	Thomas Carter	2	2	2				1							1		1	1		1						
	Magnus Carter	1				1									1				1							
	John Carter									1													1			
	Boyd Pinson		1	1	2				1						1		1		1		1					
	John M. Dowdy	1				1									1			1			1					
	Clarke Martin	1				1													1	1						
	Jacob Baley						1												1							
	Joseph Woodall								1										2		1					
	Michael Ellsberry					1									2		1	1								
	Gilford W. Jones				1	1																				
	Joseph Dupuy	1	1			2									1				1							
	Henry Farmer	2	1	1			1								1	3	2		1							
	Martha Andrews	1					1								1	1			1							
	Erwin Elkins	2	1				1								2				1							
	Johnston Spratling					1									1			1								
	Henry Allen	2	1	1			1								1	3	1			1						
	Woody Martin	1					1								2			0	1							
		19	13	7	4	12	9	3	2	1					20	11	9	5	16	4	4	1	1			

Woody by the Marshal of the District (or Territory) of Georgia 135

SLAVES. MALES. Of ten and under twenty-four.	Of twenty-four and under thirty-six.	Of thirty-six and under fifty-five.	Of fifty-five and under one hundred.	Of one hundred and upwards.	FEMALES. Under ten years of age.	Of ten and under twenty-four.	Of twenty-four and under thirty-six.	Of thirty-six and under fifty-five.	Of fifty-five and under one hundred.	Of one hundred and upwards.	FREE-COLORED PERSONS. MALES. Under ten years of age.	Of ten and under twenty-four.	Of twenty-four and under thirty-six.	Of thirty-six and under fifty-five.	Of fifty-five and under one hundred.	Of one hundred and upwards.	FEMALES. Under ten years of age.	Of ten and under twenty-four.	Of twenty-four and under thirty-six.	Of thirty-six and under fifty-five.	Of fifty-five and under one hundred.	Of one hundred and upwards.	TOTAL.	WHITE PERSONS included in the foregoing. Who are Deaf and Dumb, under fourteen years of age.	Who are Deaf and Dumb, of the age of fourteen and under twenty-five.	Who are Deaf and Dumb, of twenty-five and upwards.	Who are Blind.	ALIENS—Foreigners not Naturalized.	SLAVES AND COLORED PERSONS, included in foregoing. Who are Deaf and Dumb, under fourteen years of age.	Who are Deaf and Dumb, of the age of fourteen and under twenty-five.	Who are Deaf and Dumb, of the age of twenty-five and upwards.	Who are Blind.
10 to 24	24 to 36	36 to 55	55 to 100	100, &c.	under 10	10 to 24	24 to 36	36 to 55	55 to 100	100, &c.	under 10	10 to 24	24 to 36	36 to 55	55 to 100	100, &c.	under 10	10 to 24	24 to 36	36 to 55	55 to 100	100, &c.		undr 14	14 to 25	25, &c.			undr 14	14 to 25	25, &c.	
														1									4									
1	2		1		4	1	1	1															18									
13	5	3	2		9	11	3	4	2					1									71									
						1																	6									
						1																	5									
12	2	4	7		4	3	4	9	3														54									
1			1		1	2	1																17									
2	2	1				1	1																15									
		1	1			1		1															8									
	1				1	1	1																12									
																							11									
						1																	6									
1	1	1			2	2	1																11									
2							1																12				2					
																							5									
																							5									
2	1				1	2	1																11									
																							5									
1					4	2	1	1															16									
					1	1																	5									
1	1				2	2																	14									
						1																	16									
								1															6									
																							7									
1	1				2	2																	11									
		1			1	1																	13									
1																							6									
38	16	11	12		32	36	15	17	5					2									~~366~~ 370				2					

69

SCHEDULE of the whole number of Persons within the Division allotted to

East Harpers district

Name of County, City, Ward, Town, Township, Parish, Precinct, Hundred, or District.	NAMES of HEADS OF FAMILIES.	FREE WHITE PERSONS, (INCLUDING HEADS OF FAMILIES.) MALES													FEMALES										
		Under five years of age.	Of five and under ten.	Of ten and under fifteen.	Of fifteen and under twenty.	Of twenty and under thirty.	Of thirty and under forty.	Of forty and under fifty.	Of fifty and under sixty.	Of sixty and under seventy.	Of seventy and under eighty.	Of eighty and under ninety.	Of ninety and under one hundred.	Of one hundred and upwards.	Under five years of age.	Of five and under ten.	Of ten and under fifteen.	Of fifteen and under twenty.	Of twenty and under thirty.	Of thirty and under forty.	Of forty and under fifty.	Of fifty and under sixty.	Of sixty and under seventy.	Of seventy and under eighty.	Of eighty and under ninety.
		under 5	5 to 10	10 to 15	15 to 20	20 to 30	30 to 40	40 to 50	50 to 60	60 to 70	70 to 80	80 to 90	90 to 100	100, &c.	under 5	5 to 10	10 to 15	15 to 20	20 to 30	30 to 40	40 to 50	50 to 60	60 to 70	70 to 80	80 to 90
Capt. [illegible]	James Spratling	1	1	2					1						1	2				1					
	Jamie Kellum	1	1				1								1				1						
	John Kellum	2				1										1			1						
	William Kellum						1								2					1					
	Jacob Lovelis	2	1		1	1									1				1						
	Isaac Briggs	1			1		1												1						
	Margaret Morris		1			1										1	1				1				
	Nancy Lovelis		1												1					1					
	Benjamin Busbin	1	1				1								2	1	2			1					
	Volentine Atkinson		2	1					1								2				1				
	Bridges Thompson	2				1									1				1						
	William Christmas	1		1				1							3	3	1			1					1
	Josiah Clarke	1					1												1						
	James Pinson	3					1												1						
	Robert Foster jun	1				1									1				1						
	Alexander Foster					1												1							
	Moses Briggs	1				1											1		1						
	John Ellis		1	1	2	1		1								1					1				
	Obediah Thompson					1																			
	William Cobbs						1								1	1			1						
	Leonard Bolton	1	1				1									2				1			1		
	Thomas Foster					1									1				2						
	Archibald Hart			1	1	1			1									1			1	1			
	Elijah Jennings	1					1								1	1				1					
	Mary Patterson						1								1				2				1		
	Henry Patterson	1	2				1									1	1		1						
	Josiah Patterson	1					1								1	1			1						
		9	12	6	5	11	11	2	3						19	15	8	2	10	7	4	1	2		1

Woody by the Marshal of the [illegible] District (or Territory) of Georgia 137

SLAVES. MALES. Of ten and under twenty-four.	Of twenty-four and under thirty-six.	Of thirty-six and under fifty-five.	Of fifty-five and under one hundred.	Of one hundred and upwards.	FEMALES. Under ten years of age.	Of ten and under twenty-four.	Of twenty-four and under thirty-six.	Of thirty-six and under fifty-five.	Of fifty-five and under one hundred.	Of one hundred and upwards.	FREE COLORED PERSONS. MALES. Under ten years of age.	Of ten and under twenty-four.	Of twenty-four and under thirty-six.	Of thirty-six and under fifty-five.	Of fifty-five and under one hundred.	Of one hundred and upwards.	FEMALES. Under ten years of age.	Of ten and under twenty-four.	Of twenty-four and under thirty-six.	Of thirty-six and under fifty-five.	Of fifty-five and under one hundred.	Of one hundred and upwards.	TOTAL.	WHITE PERSONS included in the foregoing. Who are Deaf and Dumb, under fourteen years of age.	Who are Deaf and Dumb, of the age of fourteen and under twenty-five.	Who are Deaf and Dumb, of the twenty-five and upwards.	Whites Blind.	ALIENS—Foreigners not naturalized.	SLAVES AND COLORED PERSONS, included in foregoing. Who are Deaf and Dumb, under fourteen years of age.	Who are Deaf and Dumb, of the age of fourteen and under twenty-five.	Who are Deaf and Dumb, of the age of fourteen and under twenty-five.	Who are blind.
under 10	10 to 24	24 to 36	36 to 55	55 to 100	100, &c.	under 10	10 to 24	24 to 36	36 to 55	55 to 100	100, &c.	under 10	10 to 24	24 to 36	36 to 55	55 to 100	100, &c.	under 10	10 to 24	24 to 36	36 to 55	55 to 100	100, &c.		under 14	14 to 25	25, &c.			under 14	14 to 25	25, &c.	
7	3	3	1			6	4	1																34									
																								5									
																								5									
																								4									
																								7									
																								4									
																								5									
																								3									
																								9									
		1		1																				9									
																								5									
0																								~~14~~ 13									
1																								4									
																								5									
1						1	1	2																10									
1	1					1		1																6									
																								4									
4	1					6	3	3																31									
	1																							2									
						1		1																7									
	1																							8									
	1					1																		7									
						1																		8									
																								5									
	1																							5									
							1																	8									
								1																6									
9	10	1	1			17	9	9																~~220~~ 219									

(No. 4.)

70

SCHEDULE of the whole number of Persons within the Division allotted to Thom...

Capt. Hargrove district

Eighth reg.

| Name of County, City, Ward, Town, Township, Parish, Precinct, Hundred, or District. | NAMES of HEADS OF FAMILIES. | FREE WHITE PERSONS, (INCLUDING HEADS OF FAMILIES.) | | |

Loody by the Marshal of the [illegible] District (or Territory) of Georgia 137

70

SLAVES.												FREE COLORED PERSONS.												TOTAL.	WHITE PERSONS included in the foregoing.					SLAVES AND COLORED PERSONS, included in foregoing.			
MALES.						FEMALES.						MALES.						FEMALES.															
Of ten and under twenty-four.	Of twenty-four and under thirty-six.	Of thirty-six and under fifty-five.	Of fifty-five and under one hundred.	Of one hundred and upwards.	Under ten years of age.	Of ten and under twenty-four.	Of twenty-four and under thirty-six.	Of thirty-six and under fifty-five.	Of fifty-five and under one hundred.	Of one hundred and upwards.	Under ten years of age.	Of ten and under twenty-four.	Of twenty-four and under thirty-six.	Of thirty-six and under fifty-five.	Of fifty-five and under one hundred.	Of one hundred and upwards.	Under ten years of age.	Of ten and under twenty-four.	Of twenty-four and under thirty-six.	Of thirty-six and under fifty-five.	Of fifty-five and under one hundred.	Of one hundred and upwards.		Who are Deaf and Dumb, under fourteen years of age.	Who are Deaf and Dumb, of the age of fourteen and under twenty-five.	Who are Deaf and Dumb, of twenty-five and upwards.	Who are Idiots.	ALIENS—Foreigners not naturalized.	Who are Deaf and Dumb, under fourteen years of age.	Who are Deaf and Dumb, of the age of fourteen and under twenty-five.	Who are Deaf and Dumb, of the age of twenty-five and upwards.	Who are Idiots.
10 to 24	24 to 36	36 to 55	55 to 100	100, &c.	under 10	10 to 24	24 to 36	36 to 55	55 to 100	100, &c.	under 10	10 to 24	24 to 36	36 to 55	55 to 100	100, &c.	under 10	10 to 24	24 to 36	36 to 55	55 to 100	100, &c.		under 14	14 to 25	25, &c.			under 14	14 to 25	25, &c.	
	1																						10									
																							5									
9 10	9				9	8	8	3															62									
10 10					9	8	8	3															77									

(2nd 4) 71

Tolliver Cty.

SCHEDULE of the whole number of Persons within the Division allotted to

Name of County, City, Ward, Town, Township, Parish, Precinct, Hundred, or District.	NAMES of HEADS OF FAMILIES.	FREE WHITE PERSONS, (INCLUDING HEADS OF FAMILIES.)																													
		MALES.													FEMALES.																
		Under five years of age.	Of five and under ten.	Of ten and under fifteen.	Of fifteen and under twenty.	Of twenty and under thirty.	Of thirty and under forty.	Of forty and under fifty.	Of fifty and under sixty.	Of sixty and under seventy.	Of seventy and under eighty.	Of eighty and under ninety.	Of ninety and under one hundred.	Of one hundred and upwards.	Under five years of age.	Of five and under ten.	Of ten and under fifteen.	Of fifteen and under twenty.	Of twenty and under thirty.	Of thirty and under forty.	Of forty and under fifty.	Of fifty and under sixty.	Of sixty and under seventy.	Of seventy and under eighty.	Of eighty and under ninety.	Of ninety and under one hundred.					
		under 5	5 to 10	10 to 15	15 to 20	20 to 30	30 to 40	40 to 50	50 to 60	60 to 70	70 to 80	80 to 90	90 to 100	100, &c.	under 5	5 to 10	10 to 15	15 to 20	20 to 30	30 to 40	40 to 50	50 to 60	60 to 70	70 to 80	80 to 90	90 to 100					
	Hiram Jones	2	1				1	1							1	1			1												
	Pleasant Robinson		1		2			1							1	2	1	1		1	1										
	William Lee			1				1									1				1										
	Jonathan Graham			1			1								2	2				1											
	Chesley Acuota	1		1	2				1							1	2			1											
	Nathaniel Barnett					1									1				1												
	Charles Finch					1																									
	Joseph Pillard			1	2	3											1	2	3												
	Hiram Stephens	1				1									1		1	1	1		1										
	Thomas Yancey		1	1					1						2	1					1										
	Hooley Smith	1						1							1	1	1	1													
	John Richardson	1					1	1		1										1		1									
	Mark Phillips						1	0	0							0					1	1									
	Herndon Rice	3	2	2	1			1										1	1		1	1									
	William Colquit	3					1											1													
	John H. Newel	1	1					1							2		1			1											
	Allen Richardson	1	2	1				1							1		2	1		1											
	William Smith			2					1								1	1	1		1										
	William Winfrey							1										1			1										
Winfrey for	and Father					1																									
	Richard Phillips						1												1												
	Hezekiah Jones	1				1									1				1												
	James Dunnehoo	2							1						1					1											
	Shedrick Smith					1				1									2						1						
	John Bray	3				1	1												1												
	Charles C. Johnston	3				1													1												
	Thomas Murry	3	1	3				1							1	1				1											
		26	9	13	3	10	3	9	3	1	2				15	9	11	10	14	8	8		3	1							

Jos. Gales, Printer.

Return of the Enumeration by the Marshal of the District (or Territory) of Georgia

SLAVES.												FREE COLORED PERSONS.												TOTAL.	WHITE PERSONS included in the foregoing.				SLAVES AND COLORED PERSONS, included in foregoing.			
MALES.						FEMALES.						MALES.						FEMALES.												
Under 10 years of age	Of ten and under twenty-four	Of twenty-four and under thirty-six	Of thirty-six and under fifty-five	Of fifty-five and under one hundred	Of one hundred and upwards	Under ten years of age	Of ten and under twenty-four	Of twenty-four and under thirty-six	Of thirty-six and under fifty-five	Of fifty-five and under one hundred	Of one hundred and upwards	Under ten years of age	Of ten and under twenty-four	Of twenty-four and under thirty-six	Of thirty-six and under fifty-five	Of fifty-five and under one hundred	Of one hundred and upwards													
under 10	10 to 24	24 to 36	36 to 55	55 to 100	100, &c.	under 10	10 to 24	24 to 36	36 to 55	55 to 100	100, &c.	under 10	10 to 24	24 to 36	36 to 55	55 to 100	100, &c.		Who are Deaf and Dumb, under fourteen years of age.	Who are Deaf and Dumb, of the age of fourteen and under twenty-five.	Who are Deaf and Dumb, twenty-five and upwards.	Who are blind.	ALIENS—Foreigners not naturalized.	Who are Deaf and Dumb, under fourteen years of age.	Who are Deaf and Dumb, of the age of fourteen and under twenty-five.	Who are Deaf and Dumb, of the age of twenty-five and upwards.	Who are blind.
	1					1												9												
	2	1				1	3	1										19												
1	1						1	1										5												
3	1	1				4	3		3									31												
1	2	3				1	2	3										15												
	2	1																4												
1	2	1				4	4											38												
1									1									9												
1	3	1	4			2	3	3										30												
																		8												
2	5		1			1		1	1									12												
1	2					2	1		1									10												
																		13												
	1					2	1											9												
	1	1																9												
1	4		2			1	1	1	1									21												
	1			1		1	2	2	1					1				16												
1	3	1	1			4	4	1		1								18												
2	2	1	3			2	1	1	1	1								15												
																		2												
	1					1	1											8												
	2					3	1	2										24												
																		5												
0	1						0											5												
1	1						1											10												
																		11												
15	22	14	1			30	35	16	9	2				1				391												

(No. 4.) 72

SCHEDULE of the whole number of Persons within the Division allotted to Thomas

Name of County, City, Ward, Town, Township, Parish, Precinct, Hundred, or District: Wright district

NAMES of HEADS OF FAMILIES.	FREE WHITE PERSONS, (INCLUDING HEADS OF FAMILIES.) — MALES. Under five years of age.	Of five and under ten.	Of ten and under fifteen.	Of fifteen and under twenty.	Of twenty and under thirty.	Of thirty and under forty.	Of forty and under fifty.	Of fifty and under sixty.	Of sixty and under seventy.	Of seventy and under eighty.	Of eighty and under ninety.	Of ninety and under one hundred.	Of one hundred and upwards.	FEMALES. Under five years of age.	Of five and under ten.	Of ten and under fifteen.	Of fifteen and under twenty.	Of twenty and under thirty.	Of thirty and under forty.	Of forty and under fifty.	Of fifty and under sixty.	Of sixty and under seventy.	Of seventy and under eighty.	Of eighty and under ninety.	Of a ninety and under one hundred.	Of a hundred and upwards.
	under 5	5 to 10	10 to 15	15 to 20	20 to 30	30 to 40	40 to 50	50 to 60	60 to 70	70 to 80	80 to 90	90 to 100	100, &c.	under 5	5 to 10	10 to 15	15 to 20	20 to 30	30 to 40	40 to 50	50 to 60	60 to 70	70 to 80	80 to 90	90 to 100	100 &c.
Henry Wright				1	1		1															1				
Mary Graham				3																1						
Andrew Markfield	1		2			1								1	1				1							
Isah Wright					1	1												1								
John Andrews			1					1						1		1	1			1						
Charles H. Lee					1									1				1								
Kody Leedy	1			1	1												1	1		1						
John H Wilson					1												1									
Larkin Smith					1				1							1		2	1		1					
Martha M Goshawn			3			1									1						1					
Joel Tribble	2	1			1													1								
Melissa Marlin	1	1													1	1		1								
James Powell	1	1					1							1	1		1		1							
William Collins		1	2			1	1								1				1			1				
Larkin Woodrough	1				1													1								
Robert J. Smith	2					1								2	2			1								
Benjamin Freeman	3	1	1	1			1							1	1				1							
Samuel Bell	1		1	1			1							2	2					1						
Clifford Woodrough					1					1								1	1							
Edith Woodroughs	1	2	1				1									2	1	1	1	1						
Lamy Johnston		3						1						1		1		1								1
John Bell	1	2				1								0	0			1								
John Hoyt	2				1	1								1	1			1								
John Moore					1		1									2	1	2		1						
George Vernam	1	1		1	1	0	1			1				0	1	2	2		1							
Gabriel Jones			1		1			1													1					
William Lacy					1																					
	18	13	12	7	14	7	6	5		1	2			9	13	12	10	10	8	6	3	2				1

Woody as [illegible] by the [illegible] of the [illegible] District (or [illegible]) of Georgia 143

72

SLAVES. Males. Under ten years of age	Of ten and under twenty-four	Of twenty-four and under thirty-six	Of thirty-six and under fifty-five	Of fifty-five and under one hundred	Of one hundred and upwards	Females. Under ten years of age	Of ten and under twenty-four	Of twenty-four and under thirty-six	Of thirty-six and under fifty-five	Of fifty-five and under one hundred	Of one hundred and upwards	FREE COLORED PERSONS. Males. Under ten years of age	Of ten and under twenty-four	Of twenty-four and under thirty-six	Of thirty-six and under fifty-five	Of fifty-five and under one hundred	Of one hundred and upwards	Females. Under ten years of age	Of ten and under twenty-four	Of twenty-four and under thirty-six	Of thirty-six and under fifty-five	Of fifty-five and under one hundred	Of one hundred and upwards	TOTAL.	WHITE PERSONS included in the foregoing. Who are Deaf and Dumb, under fourteen years of age	Who are Deaf and Dumb, of the age of fourteen and under twenty-five	Who are Deaf and Dumb, of twenty-five and upwards	Whites blind	ALIENS—Foreigners not naturalized	SLAVES AND COLORED PERSONS, included in foregoing. Who are Deaf and Dumb, under fourteen years of age	Who are Deaf and Dumb, of the age of fourteen and under twenty-five	Who are Deaf and Dumb, of the age of twenty-five and upwards	Who are blind
under 10	10 to 24	24 to 36	36 to 55	55 to 100	100, &c.	under 10	10 to 24	24 to 36	36 to 55	55 to 100	100, &c.	under 10	10 to 24	24 to 36	36 to 55	55 to 100	100, &c.	under 10	10 to 24	24 to 36	36 to 55	55 to 100	100, &c.		under 14	14 to 25	25, &c.			under 14	14 to 25	25, &c.	
8	8	9				6	7	7																49									
																								4									
																								8									
	2	1				1	2	1																10									
																								8									
2		2				1		1																9									
																								6									
																								2									
1	3	2		2		1		1		1														18									
1	3	3	1			7	3		3	1														28									
							1																	6									
			1				1																	7									
5	3	2				5	2	2																21									
4		2				2	2	2																20									
																								3									
1	3	2					1	2																17									
3						1		1																15									
																								9									
		1	1						1															7									
						1	1																	13									
3	5	5	2			7	4	1																35									
																								5									
	1																							8									
1	2					4	1	1																19									
								1																14									
1	3	3	4	1		4	4	1	1	1														30									
	2	1	1			3	2																	12									
	35	33	10	3		43	31	21	5	3														388									

(No. 4.) 73

SCHEDULE of the whole number of Persons within the Division allotted to Thomas

Lynthorpe Cty

Capt Wright district

Name of County, City, Ward, Town, Township, Parish, Precinct, Hundred, or District.	NAMES OF HEADS OF FAMILIES.	FREE WHITE PERSONS, (INCLUDING HEADS OF FAMILIES.) MALES. Under five years of age.	Of five and under ten.	Of ten and under fifteen.	Of fifteen and under twenty.	Of twenty and under thirty.	Of thirty and under forty.	Of forty and under fifty.	Of fifty and under sixty.	Of sixty and under seventy.	Of seventy and under eighty.	Of eighty and under ninety.	Of ninety and under one hundred.	Of one hundred and upwards.	FEMALES. Under five years of age.	Of five and under ten.	Of ten and under fifteen.	Of fifteen and under twenty.	Of twenty and under thirty.	Of thirty and under forty.	Of forty and under fifty.	Of fifty and under sixty.	Of sixty and under seventy.	Of seventy and under eighty.	Of eighty and under ninety.	Of ninety and under one hundred.
		under 5	5 to 10	10 to 15	15 to 20	20 to 30	30 to 40	40 to 50	50 to 60	60 to 70	70 to 80	80 to 90	90 to 100	100, &c.	under 5	5 to 10	10 to 15	15 to 20	20 to 30	30 to 40	40 to 50	50 to 60	60 to 70	70 to 80	80 to 90	90 to 100
	John Colquit	1	1	1				1								1				1						
	Samuel Woody	1				2												1								
	Kilpatrick Smith					1									1			1								
	Willis Wright	2		1			1								2	3		1				1				
	Zachariah Reid	2				3			1							2	2		1							
	Mason Jones		2		1	1		1							2					1	1					
	John Wray		2		1		1								2	1	2			1						
	Robert Smith Sr.						1					1												1		
	Francis Chelly					1				1									1							
	Thomas Chelly						1												1							
	Mark Andrews	1	1			1			1							1		2				1				
	Bedford Johnston					1												1								
	James C. Johnston	2	2			1												1								
	Reece Hamilton					1													1							
	William W. Johnston			4		1									1	2	4			1						
	Tarpley Tucker					1		1											1		1					
	James T. Tucker					1													1							
	Thomas Freeman				1	1		1								2	3	3								
	Asa Holmes	1					1								3				1							
	Francis Calloway	2					1								1	2	3			1						
	William Hartsfield		1				1											1	1							
	Moses Jones	1				1													1							
	Willy Emory			1		1				1					2		1	2								1
	James O. Smith						1												1							
	Jesse Gauldin					2		1										1			1					
	Robert Colquit					1					1												1			
	John Kirk				1						1								2					1		
		13	9	10	4	21	8	5	2	2	2	1			14	14	15	14	12	5	3	2	1	2		1

Wards by the Marshal of the [illegible] District (or Territory) of Georgia 1845

SLAVES.												FREE COLORED PERSONS.												TOTAL.	WHITE PERSONS included in the foregoing.					SLAVES AND COLORED PERSONS, included in foregoing.			
MALES.						FEMALES.						MALES.						FEMALES.													
Of ten and under twenty-four.	Of twenty-four and under thirty-six.	Of thirty-six and under fifty-five.	Of fifty-five and under one hundred.	Of one hundred and upwards.	&c.	Under ten years of age.	Of ten and under twenty-four.	Of twenty-four and under thirty-six.	Of thirty-six and under fifty-five.	Of fifty-five and under one hundred.	Of one hundred and upwards.	Under ten years of age.	Of ten and under twenty-four.	Of twenty-four and under thirty-six.	Of thirty-six and under fifty-five.	Of fifty-five and under one hundred.	Of one hundred and upwards.	Under ten years of age.	Of ten and under twenty-four.	Of twenty-four and under thirty-six.	Of thirty-six and under fifty-five.	Of fifty-five and under one hundred.	Of one hundred and upwards.		Who are Deaf and Dumb, under fourteen years of age.	Who are Deaf and Dumb, of the age of fourteen and under twenty-five.	Who are Deaf and Dumb, of twenty-five and upwards.	Who are blind.	ALIENS—Foreigners not naturalized.	Who are Deaf and Dumb, under fourteen years of age.	Who are Deaf and Dumb, of the age of fourteen and under twenty-five.	Who are Deaf and Dumb, of twenty-five and upwards.	Who are blind.
10 to 24	24 to 36	36 to 55	55 to 100	100, &c.		under 10	10 to 24	24 to 36	36 to 55	55 to 100	100, &c.	under 10	10 to 24	24 to 36	36 to 55	55 to 100	100, &c.	under 10	10 to 24	24 to 36	36 to 55	55 to 100	100, &c.		under 14	14 to 25	25, &c			under 14	14 to 25	25, &c	
3						2	2		1															18								
3		2						1																16								
						1																		3								
						1	1																	12								
1						1	1																	10								
3		2				2	3	2		1														21								
																								11								
5	1	2	2			3	2		1	1														21								
1		2				2	1	1																12								
3																								5								
5		1				1	2	1	1															15								
							3																	3								
2						2	2																	12								
																								2								
1																								14								
1							1																	11								
	1					1	2	1																7								
						1	1																	14								
1						2	2																	18								
2	1					2	2	2	1															17								
						1	1																	11								
3		1				1	1	1																19								
							2	1																5								
1						1			1															5								
2	1					3	3		1															20								
2	2	1				2	3	1	1															23								
31	11	13	2			30	33	12	5	2														333								

(No. 4.)

SCHEDULE of the whole number of Persons within the Division allotted to [illegible]

Cattaraugus County

Capt [illegible]'s Troop of Militia of the

Ninth District

| NAMES OF HEADS OF FAMILIES. | FREE WHITE PERSONS, (INCLUDING HEADS OF FAMILIES.) | | |

Returns by the Marshal of the District (or Territory) of Georgia 147

SLAVES.												FREE COLORED PERSONS.												TOTAL.	WHITE PERSONS included in the foregoing.				SLAVES AND COLORED PERSONS, included in foregoing.			
MALES.					FEMALES.							MALES.						FEMALES.												
Of ten and under twenty-four.	Of twenty-four and under thirty-six.	Of thirty-six and under fifty-five.	Of fifty-five and under one hundred.	Of one hundred and upwards.	Under ten years of age.	Of ten and under twenty-four.	Of twenty-four and under thirty-six.	Of thirty-six and under fifty-five.	Of fifty-five and under one hundred.	Of one hundred and upwards.	Under ten years of age.	Of ten and under twenty-four.	Of twenty-four and under thirty-six.	Of thirty-six and under fifty-five.	Of fifty-five and under one hundred.	Of one hundred and upwards.	Under ten years of age.	Of ten and under twenty-four.	Of twenty-four and under thirty-six.	Of thirty-six and under fifty-five.	Of fifty-five and under one hundred.	Of one hundred and upwards.		Who are Deaf and Dumb, under fourteen years of age.	Who are Deaf and Dumb, of the age of fourteen and under twenty-five.	Who are Deaf and Dumb, of the age of twenty-five and upwards.	Whether blind.	Who are Deaf and Dumb, under fourteen years of age.	Who are Deaf and Dumb, of the age of fourteen and under twenty-five.	Who are Deaf and Dumb, of the age of twenty-five and upwards.	Whether blind.
10 to 24	24 to 36	36 to 55	55 to 100	100, &c.	under 10	10 to 24	24 to 36	36 to 55	55 to 100	100, &c.	under 10	10 to 24	24 to 36	36 to 55	55 to 100	100, &c.	under 10	10 to 24	24 to 36	36 to 55	55 to 100	100, &c.		ALIENS—Foreigners not naturalized.							
1	5	1			1	1		1															12							
						1																	3							
					1			1															2							
1	1		1		1	1																	11							
																							14							
6	1	2	1		4	2	1																3							
																							34							
3	1				9	2	2	1	1														10							
2	1				1																		22							
2	2	2			3	4	4																12							
	1				1		1	1															20							
																							5							
																							5							
3	1		1		1	4	1	1															19							

No. 4.

P. 75

SCHEDULE of the whole number of Persons within the Division allotted to Thos

Oglethorpe Cty

Capt Hardiman's district

Names of County, City, Ward, Town, Township, Parish, Precinct, Hundred, or District.	NAMES OF HEADS OF FAMILIES.	FREE WHITE PERSONS, (INCLUDING HEADS OF FAMILIES.) MALES. Under five years of age.	Of five and under ten.	Of ten and under fifteen.	Of fifteen and under twenty.	Of twenty and under thirty.	Of thirty and under forty.	Of forty and under fifty.	Of fifty and under sixty.	Of sixty and under seventy.	Of seventy and under eighty.	Of eighty and under ninety.	Of ninety and under one hundred.	Of one hundred and upwards.	FEMALES. Under five years of age.	Of five and under ten.	Of ten and under fifteen.	Of fifteen and under twenty.	Of twenty and under thirty.	Of thirty and under forty.	Of forty and under fifty.	Of fifty and under sixty.	Of sixty and under seventy.	Of seventy and under eighty.	Of eighty and under ninety.	Of ninety and under one hundred.
		under 5	5 to 10	10 to 15	15 to 20	20 to 30	30 to 40	40 to 50	50 to 60	60 to 70	70 to 80	80 to 90	90 to 100	100, &c.	under 5	5 to 10	10 to 15	15 to 20	20 to 30	30 to 40	40 to 50	50 to 60	60 to 70	70 to 80	80 to 90	90 to 100
	Berry F. Briages								1									1			1					
	Washington Hartsfield	for	farther	2		3			1							1		1	2		1					
	Britton Stamps	2	1	1			1								1	2	1		1	1						
	Richard Dowdy		1				1										2			1						
	Thomas England			1		1			1						1			1	2			1				
	Daniel Duprey	1				2									1				1							
	Dempsey Johnston	3					1												1							
	Bennet Sims			1			1									1		1	2			1				
	Murry Sims	1	1				1								1	2			1							
	John Bradley	1				2									1				1							
	Samuel Hardiman	1		2		2			1						1	2	1	2								
	Thomas Glen	3							1											1		1				
	Samuel Whitehead				1					1								1	1		1					
	Sarah McKoy			1												1	1	2	1					1		
	William Floyd		1			2			1								1	2			1					
	Benjamin Witcher					1									1	2			1							
	Frederick Vernam							1												1			1			
	Pleasant Webb	1								1					1				1			1				
	William Webb	1				1									1	2	1	1		1						
	Benjamin Webb				1										1			1								
	George W. O'Kelley	2	1	1	1		1								2		2			1						
	Neil Whitehead	2	1				1								2	1	2	1					1			1
	Mumford Carter						1											1								
	Wiley Carter	2		1			1									2	1			1						
	Joel Emory	3	1	1			1								1	1	1		1				1			
	Albert Hardiman	1	1				1												1							
	William Wright						1															1				
		24	8	10	3	14	12	1	6	2					18	17	13	15	17	7	4	5	3	1		1

Return of both by the Marshal of the [illegible] District (or Territory) of [illegible] Georgia

SLAVES. MALES. Of less than one year old	Of one and under ten years of age.	Of ten and under twenty-four.	Of twenty-four and under thirty-six.	Of thirty-six and under fifty-five.	Of fifty-five and under one hundred.	Of one hundred and upwards.	SLAVES. FEMALES. Under ten years of age.	Of ten and under twenty-four.	Of twenty-four and under thirty-six.	Of thirty-six and under fifty-five.	Of fifty-five and under one hundred.	Of one hundred and upwards.	FREE COLORED PERSONS. MALES. Under ten years of age.	Of ten and under twenty-four.	Of twenty-four and under thirty-six.	Of thirty-six and under fifty-five.	Of fifty-five and under one hundred.	Of one hundred and upwards.	FREE COLORED PERSONS. FEMALES. Under ten years of age.	Of ten and under twenty-four.	Of twenty-four and under thirty-six.	Of thirty-six and under fifty-five.	Of fifty-five and under one hundred.	Of one hundred and upwards.	TOTAL.	WHITE PERSONS included in the foregoing. Who are Deaf and Dumb, under fourteen years of age.	Who are Deaf and Dumb, of the age of fourteen and under twenty-five.	Who are Deaf and Dumb, of the age of twenty-five and upwards.	Who are Blind.	ALIENS—Foreigners not naturalized.	SLAVES AND COLORED PERSONS, included in foregoing. Who are Deaf and Dumb, under fourteen years of age.	Who are Deaf and Dumb, of the age of fourteen and under twenty-five.	Who are Deaf and Dumb, of the age of twenty-five and upwards.	Who are blind.
1	1																								5							
1	5			3			6	1	1	5							1								15							
1	3	1					1	3		1															23							
1	2						1	2																	11							
1	1						3																		13							
2	3	1	1					4	1																11							
1	2						1	1																	11							
1	1						2	0	1																13							
1	1						3	1	1																10							
1	1		1				3	2																	5							
1	3	1	2				4	2	2																23							
	1	1																							3							
	1	1	1																						5							
	1	1																							10							
1																									4							
1	1		1				1		1																3							
1	1						1		1																9							
1																									2							
																									3							
																									11							
									1																13							
							1																		3							
																									1							
1	1						4	1																	16							
1							1	1	1																8							
1																									2							
27	8	9					32	21	8	11					1	1			1						33							

(No. 4.)

76

SCHEDULE of the whole number of Persons within the Division allotted to Thomas

Oglethorpe Cty.

Capt Hardimans district

Names of County, City, Ward, Town, Township, Parish, Precinct, Hundred, or District.	NAMES OF HEADS OF FAMILIES.	FREE WHITE PERSONS, (INCLUDING HEADS OF FAMILIES.) MALES. Under ten years of age.	Of five and under ten.	Of ten and under fifteen.	Of fifteen and under twenty.	Of twenty and under thirty.	Of thirty and under forty.	Of forty and under fifty.	Of fifty and under sixty.	Of sixty and under seventy.	Of seventy and under eighty.	Of eighty and under ninety.	Of ninety and under one hundred.	Of one hundred and upwards.	FEMALES. Under five years of age.	Of five and under ten.	Of ten and under fifteen.	Of fifteen and under twenty.	Of twenty and under thirty.	Of thirty and under forty.	Of forty and under fifty.	Of fifty and under sixty.	Of sixty and under seventy.	Of seventy and under eighty.	Of eighty and under ninety.	Of ninety and under one hundred.
		under 5	5 to 10	10 to 15	15 to 20	20 to 30	30 to 40	40 to 50	50 to 60	60 to 70	70 to 80	80 to 90	90 to 100	100, &c.	under 5	5 to 10	10 to 15	15 to 20	20 to 30	30 to 40	40 to 50	50 to 60	60 to 70	70 to 80	80 to 90	90 to 100
	David Barnette		1						1						2	1				1						
	William Barnette	1					1									1			1							
	Francis Barnette	2				1										1			1							
	William [illegible] Barnette						1									1			1							
	Martha [illegible]		1	1	0													2				1				
	William [illegible]	1				1													1							
	[illegible]					1												2			1					
	Robert Carthers	1			1							1							1	1	1			1		
	William [illegible]	1	1				1								1	1			1							
	Temperance Carthers	2		1	1										1	1				1						
	William Pilant	1	1	1		1		1								2	3		1							
	[illegible]							1													1					
	Bedford [illegible]					1													1							
	[illegible]				2	1			1									2			1					
	[illegible]		0	0		1	0				1				0	0			1	4			1			
	[illegible]	1	1	1	1			1							1	1	1	2			1					
	Elizabeth [illegible]			1	1	1										2					1					
	John [illegible]		1		1						1					1								1		
	Stephen [illegible]				2			1										1			1					
	Isaac [illegible]	2	1			1									1	1				2						
	Nicholas Colbert								1									1								
	Philip Colbert					2		1								1					1					
	Daniel [illegible]	2	2	3	1			1							1	1	1	1			1					
	William Thomas	0	1	1		0	1				0				2	2		0	0	1			0			
	David Thomas	1				1									2				1							
	Mathew Averhart		1			1		1								2			1							
	Anderson McRoy	2				1													1							
		17	11	12	10	14	4	7	3		2	1			13	19	5	11	12	6	9	1	1	2		

Moody by the Marshal of the District (or Territory) of Georgia 151

SLAVES.												FREE COLORED PERSONS.												TOTAL.	WHITE persons included in the foregoing.					SLAVES AND COLORED PERSONS, included in foregoing.				
MALES.						FEMALES.						MALES.						FEMALES.														
Under 10 years of age.	10 and under twenty-four.	24 to 36	36 to 55	55 to 100	100, &c.	Under ten years of age.	Of ten and under twenty-four.	Of twenty-four and under thirty-six.	Of thirty-six and under fifty-five.	Of fifty-five and under one hundred.	Of one hundred and upwards.	Under ten years of age.	Of ten and under twenty-four.	Of twenty-four and under thirty-six.	Of thirty-six and under fifty-five.	Of fifty-five and under one hundred.	Of one hundred and upwards.	Under ten years of age.	Of ten and under twenty-four.	Of twenty-four and under thirty-six.	Of thirty-six and under fifty-five.	Of fifty-five and under one hundred.	Of one hundred and upwards.		Who are Deaf and Dumb, of the age of fourteen years and upwards.	Who are Deaf and Dumb, of the age of fourteen and under twenty-five.	Who are Deaf and Dumb, of twenty-five and upwards.	ALIENS—Foreigners not naturalized.	Who are blind.	Who are Deaf and Dumb, under fourteen years of age.	Who are Deaf and Dumb, of the age of fourteen and under twenty-five.	Who are Deaf and Dumb, of twenty-five and upwards.	Who are blind.
under 10	10 to 24	24 to 36	36 to 55	55 to 100	100, &c.	under 10	10 to 24	24 to 36	36 to 55	55 to 100	100, &c.	under 10	10 to 24	24 to 36	36 to 55	55 to 100	100, &c.	under 10	10 to 24	24 to 36	36 to 55	55 to 100	100, &c.		under 14	14 to 25	25, &c.			under 14	14 to 25	25, &c.	
1						1	1																	12								
1						1	1																	22								
1						0	0																	4								
3	2	1				2		1	1															11								
1	1					1			1															4								
1							1																	3								
																								10								
						1	2	1																14								
1								1																7								
	1								1															13								
1	1						1																	3								
1							1																	6								
																								1								
																								4								
1							1	1																10								
1	1					1	2																	11								
																								5								
																								5								
2	2					1	1		1															15								
1		1						1	1															6								
1	3	4				1	3	3																36								
																								14								
																								6								
																								5								
																								6								
10	6	2				19	16	10	5															234								

(No. 4.)

77

SCHEDULE of the whole number of Persons within the Division allotted to Thom

Agt Campbell Cty

East Carolina County

Name of County, City, Ward, Town, Township, Parish, Precinct, Hundred, or District.	NAMES of HEADS OF FAMILIES.	FREE WHITE PERSONS, (INCLUDING HEADS OF FAMILIES.)																													
		MALES.														FEMALES.															
		Under five years of age.	Of five and under ten.	Of ten and under fifteen.	Of fifteen and under twenty.	Of twenty and under thirty.	Of thirty and under forty.	Of forty and under fifty.	Of fifty and under sixty.	Of sixty and under seventy.	Of seventy and under eighty.	Of eighty and under ninety.	Of ninety and under one hundred.	Of one hundred and upwards.	Under five years of age.	Of five and under ten.	Of ten and under fifteen.	Of fifteen and under twenty.	Of twenty and under thirty.	Of thirty and under forty.	Of forty and under fifty.	Of fifty and under sixty.	Of sixty and under seventy.	Of seventy and under eighty.	Of eighty and under ninety.						
		under 5	5 to 10	10 to 15	15 to 20	20 to 30	30 to 40	40 to 50	50 to 60	60 to 70	70 to 80	80 to 90	90 to 100	100, &c.	under 5	5 to 10	10 to 15	15 to 20	20 to 30	30 to 40	40 to 50	50 to 60	60 to 70	70 to 80	80 to 90						
	Jacob Wardlaw					1												1													
	Jacob Wardlaw		1	1	1				1								1	1	2	1											
	William Steele	2	2			1	1								2		2			1											
	James H. [illegible]	1	2	1	1			1							1		2			1											
	Isaac L. Hannon	1					1								1				1		1										
	Samuel Cochran		2		1				1						1	2	2				1										
	David Johnston			1	2	2										1	1		1		1										
	Wilie Williams		1			1														1											
	Pierre Roque			1					1														1								
	[illegible] Thomas					1									1			1													
	Thomas Rowe	1	1	1			1								2					1											
	Benjn Jackson	3	2				1												1												
	Micaj Clinton					1									1		1														
	Paul Carter			2			1									2	1			1											
	Peterson Saunders									1									1						2						
	Hartgrove Saunders	1				1													1												
	Mary Carroll		1					1								1	2		1	1											
	Henry Travis		2	2	1		1								1	1															
	William Parker			1			1										1			1											
		9	14	10	6	8	7	1	4		1				13	7	14	4	7	8	3	1		2							

Total 143

Moody

Within the District (or Territory) of Georgia 153

SLAVES. MALES. Of ten and under twenty-four	Of twenty-four and under thirty-six	Of thirty-six and under fifty-five	Of fifty-five and under one hundred	Of one hundred and upwards.	FEMALES. Under ten years of age.	Of ten and under twenty-four.	Of twenty-four and under thirty-six.	Of thirty-six and under fifty-five.	Of fifty-five and under one hundred.	Of one hundred and upwards.	FREE COLORED PERSONS. MALES. Under ten years of age.	Of ten and under twenty-four.	Of twenty-four and under thirty-six.	Of thirty-six and under fifty-five.	Of fifty-five and under one hundred.	Of one hundred and upwards.	FEMALES. Under ten years of age.	Of ten and under twenty-four.	Of twenty-four and under thirty-six.	Of thirty-six and under fifty-five.	Of fifty-five and under one hundred.	Of one hundred and upwards.	TOTAL.	WHITE PERSONS included in the foregoing. Who are Deaf and Dumb, under fourteen years of age.	Who are Deaf and Dumb, of the age of fourteen and under twenty-five.	Who are Deaf and Dumb, of the age of twenty-five and upwards.	Who are Blind.	ALIENS—Foreigners not naturalized.	SLAVES AND COLORED PERSONS included in the foregoing. Who are Deaf and Dumb, under fourteen years of age.	Who are Deaf and Dumb, of the age of fourteen and under twenty-five.	Who are Deaf and Dumb, of the age of twenty-five and upwards.	Who are Blind.
10 to 24	24 to 36	36 to 55	55 to 100	100, &c.	under 10	10 to 24	24 to 36	36 to 55	55 to 100	100, &c.	under 10	10 to 24	24 to 36	36 to 55	55 to 100	100, &c.	under 10	10 to 24	24 to 36	36 to 55	55 to 100	100, &c.		under 14	14 to 25	25, &c.			under 14	14 to 25	25, &c.	
																							2									
2					1	1																	13									
																							11									
																							10									
10	9		1	1		5	5	4	1														35									
	2	1	1			1	1		1														11									
	2					3	1		1														16									
1							2		1														1									
																							3									
						2																	9									
																							1									
2						3																	12									
	2				2	2	1																10									
																							10									
1	2				1	1		1				1											11									
	1																						4									
1	1		1		1			1															11									
1					4		1																14									
2	2	2	2		1	2	1		1														11									
23	3	3	1		22	20	7	6	1			1											228									

78

SCHEDULE of the whole Number of Persons within the Division allotted to Thos. [illegible]

Capt. Hatchs District

Names of Counties, Cities, Towns, Townships, Parishes, Hundreds, or Districts	NAMES of HEADS OF FAMILIES.	FREE WHITE PERSONS, (INCLUDING HEADS OF FAMILIES.)																													
		MALES.														FEMALES.															
		Under five years of age.	Of five and under ten.	Of ten and under fifteen.	Of fifteen and under twenty.	Of twenty and under thirty.	Of thirty and under forty.	Of forty and under fifty.	Of fifty and under sixty.	Of sixty and under seventy.	Of seventy and under eighty.	Of eighty and under ninety.	Of ninety and under one hundred.	Of one hundred and upwards.	Under five years of age.	Of five and under ten.	Of ten and under fifteen.	Of fifteen and under twenty.	Of twenty and under thirty.	Of thirty and under forty.	Of forty and under fifty.	Of fifty and under sixty.	Of sixty and under seventy.	Of seventy and under eighty.	Of eighty and under ninety.	Of ninety and under one hundred.	Of one hundred and upwards.				
		under 5	5 to 10	10 to 15	15 to 20	20 to 30	30 to 40	40 to 50	50 to 60	60 to 70	70 to 80	80 to 90	90 to 100	100, &c.	under 5	5 to 10	10 to 15	15 to 20	20 to 30	30 to 40	40 to 50	50 to 60	60 to 70	70 to 80	80 to 90	90 to 100	100, &c.				
	Polly Hammons	1		1	1		1								1	1	1			1											
	Rachal Sentry	2			1	1		1								1	1	1	1		1										
	William Booth	2	2				1								1					1											
	Thomas Davis			1	1					1												1									
	James Northington									1					1							1									
	Moses Hastings	2	1	1						1							1			1											
	Absolim Harris	1				1													1												
	Harris Forbush					1													1												
	Edward Hatchet					1									1				1												
	Waters Dail		1	1	1	1		1							1		1				1										
	James Atkinson				1				1												1										
	William Hutchison					1													1												
	Stephen Bragg	1	1		1		1								1	1	1			1											
	Mary Bragg		1																1	1			1								
	Samuel W Barton	1			1											1	2		1	1											
	Thomas Nash	1			2														1												
	Sythens Edmonds	2		2	1		1									1	2														
	Robert Jennings				1		1													1		1									
	James Jennings				1										1	1			1												
	Elin Boyd			1					1														1								
	Robert Barnes				1													1													
	Aaron Sallis		2		1										1				1												
	Moses Wright	1			1	2	2											1													
	Nancy Fitch			1												1		1		1		1									
	Mary Eathon					1														1											
	John H Graham		1	1			1								2					1											
	Henry Smith						1								1																
		12	11	10	11	13	5	3	4	3	1				12	9	13	6	10	9	5	2	3	2							

Woody by the Marshal of the District (or Territory) of Georgia 155

78

SLAVES. Males: Under ten years of age	Of ten and under twenty-four	Of twenty-four and under thirty-six	Of thirty-six and under fifty-five	Of fifty-five and under one hundred	Of one hundred and upwards	Females: Under ten years of age	Of ten and under twenty-four	Of twenty-four and under thirty-six	Of thirty-six and under fifty-five	Of fifty-five and under one hundred	Of one hundred and upwards	FREE COLORED PERSONS. Males: Under ten years of age	Of ten and under twenty-four	Of twenty-four and under thirty-six	Of thirty-six and under fifty-five	Of fifty-five and under one hundred	Of one hundred and upwards	Females: Under ten years of age	Of ten and under twenty-four	Of twenty-four and under thirty-six	Of thirty-six and under fifty-five	Of fifty-five and under one hundred	Of one hundred and upwards	TOTAL	WHITE PERSONS included in the foregoing: Who are Deaf and Dumb, under fourteen years of age	Who are Deaf and Dumb, of the age of fourteen and under twenty-five	Who are Deaf and Dumb, of the age of fourteen and under twenty-five	Who are blind	ALIENS—Foreigners not naturalized	SLAVES AND COLORED PERSONS, included in foregoing: Who are Deaf and Dumb, under fourteen years of age	Who are Deaf and Dumb, of the age of fourteen and under twenty-five	Who are Deaf and Dumb, of the age of fourteen and under twenty-five	Who are blind
under 10	10 to 24	24 to 36	36 to 55	55 to 100	100, &c.	under 10	10 to 24	24 to 36	36 to 55	55 to 100	100, &c.	under 10	10 to 24	24 to 36	36 to 55	55 to 100	100, &c.	under 10	10 to 24	24 to 36	36 to 55	55 to 100	100, &c.		under 14	14 to 25	25, &c.			under 14	14 to 25	25, &c.	
																								8	2	2	1						
																								11	2	2	1						
	1					2	3																	13									
1	6	4				6			1															5									
1	6	6				6	5	7	2															41									
5	6	1	2			11	3	1	2															41									
1																								4									
						1																		4									
2	2	2				6	1	2	1															25									
																								4									
1	2	2	1			2	1																	11									
																								8									
	4								1															9									
																								8									
																								4									
																								9									
2	5		1			6	3	1	1															23									
3						1	1																	9									
5	2		2	1		3	2		3	1														22									
1																								4									
3	3	2				3	4	2																22									
3	1		1			2	2																	16									
																								7									
3	1					1		1	2															12									
7	2	1	1			9	4	5																35									
	1																							5									
	36	14	8	1		53	29	19	13	1														~~354~~ 364	2	2	1						

(No. 4.)

79

SCHEDULE of (the whole number of) Persons within the District allotted to Thom

Counties, &c.

Watchob district

| Name of County, City, Ward, Town, Township, Parish, Precinct, Hundred, or District. | NAMES of HEADS OF FAMILIES. | FREE WHITE PERSONS, (INCLUDING HEADS OF FAMILIES.) | | |

Body of Militia in the Middle District (or Territory) of Augusta for 1857

79

SLAVES.												FREE COLORED PERSONS.												TOTAL.	WHITE PERSONS included in the foregoing.						SLAVES AND COLORED PERSONS, included in foregoing.				
MALES.						FEMALES.						MALES.						FEMALES.															
Under 10 years of age.	10 to 24	24 to 36	36 to 55	55 to 100	100, &c.	Under 10 years of age.	10 to 24	24 to 36	36 to 55	55 to 100	100, &c.	Under 10 years of age.	10 to 24	24 to 36	36 to 55	55 to 100	100, &c.	Under 10 years of age.	10 to 24	24 to 36	36 to 55	55 to 100	100, &c.		Who are Deaf and Dumb, under fourteen years of age.	Who are Deaf and Dumb, of the age of fourteen and under twenty-five.	Who are Deaf and Dumb, of twenty-five and upwards.	Who are blind.	ALIENS—Persons not naturalized.	Who are Deaf and Dumb, under fourteen years of age.	Who are Deaf and Dumb, of the age of fourteen and under twenty-five.	Who are Deaf and Dumb, of the age of twenty-five and upwards.	Who are blind.
																									under 14	14 to 25	25, &c.			under 14	14 to 25	25, &c.	
1	1		1	1		4	3	1	1															24									
4	1		2			1	3	1	1															17									
3							1																	10									
						2	1	2																12									
	2	1				3	1			1														10									
2	1					3			1	1														12									
1	4	1				1	3																	16									
1							1																	11									
1	3		1			2	5		1															9									
5	3	1	3			3	5	4																17			1						1
	1																							29						1			
								1																5									
1		2						1																6									
1	2	1					1	1	1	1														13									
																								26									
																								5									
23	0	7	1	1		24	24	14	5	3														218			1			1			1

80 SCHEDULE of (their Subdivisions) of Persons within the Division allotted to

| Name of County, City, Ward, Township, Village, or District. | NAMES of HEADS OF FAMILIES. | FREE WHITE PERSONS, (INCLUDING HEADS OF FAMILIES.) | | |

SLAVES.													FREE COLORED PERSONS.												TOTAL.	WHITE PERSONS included in the foregoing.						NATURALIZED ALIENS included in the foregoing.					
MALES.						FEMALES.							MALES.						FEMALES.																		
Of 24 and under 36 years.	Of 36 and under 55.	Of 55 and under 100.	Of 100 and under 200.	Of 200 and under 300.	Of 300, &c.	Under 10 years of age.	Of 10 and under 24.	Of 24 and under 36.	Of 36 and under 55.	Of 55 and under 100.	Of 100, &c.	Under 10 years of age.	Of 10 and under 24.	Of 24 and under 36.	Of 36 and under 55.	Of 55 and under 100.	Of 100 and upwards.	Under 10 years of age.	Of 10 and under 24.	Of 24 and under 36.	Of 36 and under 55.	Of 55 and under 100.	Of 100 and upwards.		Free white Males and Females, under 14 years of age.	Free white Males, of 14 and under 25.	Free white Males, of 25 and upwards.	Free white Females.	Aliens.	Persons not taxed.	Free white Males and Females, under 14 years of age.	Free white Males, of 14 and under 25.	Free white Males, of 25 and upwards.	Free white Females.	Aliens.	Persons not taxed.
2	1	1				5	1	2																10												
																								3												
1	2	2	1			4	2	1	4															32												
																								3												
11	4	2	3			9	2	5	11															11												
																								10												
																								6												
																								7												
																								12												
																								5												
2	1					1																		8												
							1																	6												
2	1		1			2		2	1															13												
	1					1																		5												
2	1					3	3	1	1															19												
																								5												
																								5												
																								2												
	2					3	1										1							12												
2	4		1			3	3	8																20												
			1				1																	9												
						2	2																	17												
																								8												
																								7												
						1	1																	4												
																								5												
																								10												
21	5	9	1			34	17	24	10								1							294												

81

SCHEDULE of the whole number of Persons within the Division allotted to Thom

Name of County, City, Ward, Town, Township, Parish, Precinct, Hundred, or District.	NAMES OF HEADS OF FAMILIES.	FREE WHITE PERSONS, (INCLUDING HEADS OF FAMILIES.) MALES. Under five years of age.	Of five and under ten.	Of ten and under fifteen.	Of fifteen and under twenty.	Of twenty and under thirty.	Of thirty and under forty.	Of forty and under fifty.	Of fifty and under sixty.	Of sixty and under seventy.	Of seventy and under eighty.	Of eighty and under ninety.	Of ninety and under one hundred.	Of one hundred and upwards.	FEMALES. Under five years of age.	Of five and under ten.	Of ten and under fifteen.	Of fifteen and under twenty.	Of twenty and under thirty.	Of thirty and under forty.	Of forty and under fifty.	Of fifty and under sixty.	Of sixty and under seventy.	Of seventy and under eighty.	Of eighty and under ninety.	Of ninety and under one hundred.
		under 5	5 to 10	10 to 15	15 to 20	20 to 30	30 to 40	40 to 50	50 to 60	60 to 70	70 to 80	80 to 90	90 to 100	100, &c.	under 5	5 to 10	10 to 15	15 to 20	20 to 30	30 to 40	40 to 50	50 to 60	60 to 70	70 to 80	80 to 90	90 to 100
	Charles H Simmons		2			1													1							
	Elizabeth Bradley				1	1											1		1			1				
	Susan Devenport					2												2				1				
	Ruben Eads				1	1		1								1	2	2	1			1				
	Elijah Tiller		1			1									2				1							
	Nancy Tiller															1						1				
	Nicholas Poss	3					1									2			1							
	Jane Poss	2	1	1	1											1		1		1						
	James Sorrow	1	1	1				1							1	1				1						
	William Goolsby	1	1	1			1								1	1	1			1						
	Mary Sorrow																			1				1		
	Randolph Sorrow				2			1										1			1					
	Rhoda Hancock		2												1				1							
	Green Johnson	1		1		1									2	0	1			1						
	John Sorrow	1						1												1						
	Mary Butler	2		2												1	1			1						
	Martha Branham														1					1						
	Charles Hardeman		1	1				1							2	2			1							
	Cinthy Aberhart	2														2			1							
	John Easters	1		1		2													1							
	James Bradberry							1										1			1					
	William Bradberry	1				1									1			1								
	John W Black					1									1				1							
	James Pye					1		1								1				1						
	Mary A Black			1	2	1																1				
	Henderson Smith	1				1									1				1							
	John Johnson	1				1									1				1							
		17	9	9	7	15	9	7							14	12	6	8	12	9	2	5		1		

Montgomery County, Pennsylvania 161

81

SLAVES.												FREE COLORED PERSONS.												TOTAL.	WHITE Persons included in the foregoing.				SLAVES AND COLORED PERSONS included in foregoing.			
MALES.						FEMALES.						MALES.						FEMALES.													
Under 10 years of age.	10 and under 24.	24 and under 36.	36 and under 55.	55 and under 100.	100 and upwards.	Under 10 years of age.	10 and under 24.	24 and under 36.	36 and under 55.	55 and under 100.	100 and upwards.	Under 10 years of age.	10 and under 24.	24 and under 36.	36 and under 55.	55 and under 100.	100 and upwards.	Under 10 years of age.	10 and under 24.	24 and under 36.	36 and under 55.	55 and under 100.	100 and upwards.		Who are Deaf and Dumb, under fourteen years of age.	Who are Deaf and Dumb, of the age of fourteen and under twenty-five.	Who are Deaf and Dumb, of twenty-five and upwards.	Whites, blind.	Who are Deaf and Dumb, under fourteen years of age.	Who are Deaf and Dumb, of the age of fourteen and under twenty-five.	Who are blind.
	1						1																	6							
1	5	1		2		4	1	1	2	2														30							
2	2					3	3		2							1								18							
2						1		1																13							
						1																		6							
3	1					1	2																	9							
																								7							
																								6							
																								7							
2	1	1	1			1	1	2																17							
																								2							
																								5							
																								4							
																								1							
						1			1															5							
																								7							
																								2							
1	1						1																	11							
																								5							
																								5							
																								3							
																								4							
		1	1			1																		5							
1			1			1	1	1																9							
						2	1																	10							
																								4							
12	2	2	2			10	11	5	5	2						1			1					213							

SCHEDULE of the whole number of Persons within the Division allotted to Th[illegible]

Capt. Jas. Dubreat

Name of County, City, Ward, Town, Township, Parish, Precinct, Hundred, or District.	NAMES OF HEADS OF FAMILIES.	FREE WHITE PERSONS, (INCLUDING HEADS OF FAMILIES.) MALES. Under five years of age	Of five and under ten	Of ten and under fifteen	Of fifteen and under twenty	Of twenty and under thirty	Of thirty and under forty	Of forty and under fifty	Of fifty and under sixty	Of sixty and under seventy	Of seventy and under eighty	Of eighty and under ninety	Of ninety and under one hundred	Of one hundred and upwards	FEMALES. Under five years of age	Of five and under ten	Of ten and under fifteen	Of fifteen and under twenty	Of twenty and under thirty	Of thirty and under forty	Of forty and under fifty	Of fifty and under sixty	Of sixty and under seventy	Of seventy and under eighty	Of eighty and under ninety	Of ninety and under one hundred
		under 5	5 to 10	10 to 15	15 to 20	20 to 30	30 to 40	40 to 50	50 to 60	60 to 70	70 to 80	80 to 90	90 to 100	100, &c.	under 5	5 to 10	10 to 15	15 to 20	20 to 30	30 to 40	40 to 50	50 to 60	60 to 70	70 to 80	80 to 90	90 to 100
	William Tolmson	1				1													2							
	Brinkley Smith	1		1		1			1						1	3	1	1	1		1					
	Miles Smith	2	2				1												1							
	Rederick Smith					1										0										
	Edward Tye					1									1				1							
	James H. Dubreat	2	1				1								2	1			1							
	Lucy Duffel														2	1			1	1		1				
	Suckey Duffle							1																		
	Hans W. Roberts	1		1	1	1		1								1	1	1	1			1				
	John Northan			1					1													1				
	William Glenn Sr.	1				1				1								1	2				1			
	Martin Tiller						1												1							
	Robert Howard	1	1			1													1							
	Martha Martin	1	2	1											1		2	2		1						
	Mary Glenn														1			1			1					
	Winney Manly			1												1				1						
	Valentine Mercwethen			1		1			1						1			3			1					
	Samuel Harper				1	1			1							3	2	3	1	1						
	Coleman Mathews	3				1													1							
	Sandy Goolsby	2	1	1			1								1		1			1						
	David Finks	1	1	1				1							2	3				1						
	William Vaughan		1	1		3			1		1				1			2	1			1				
	Nancy Pass		1												1				1				1			
	William Tiller	1		2		1		1								2	1			1						
	William Glenn jun	1	2				1								1				1							
	Robert Huff	2	2	3				1							0	1				1						
	John James	1				1													1							
		21	14	14	2	15	5	~~4~~ 5	5	1	1				15	15	8	14	18	8	~~4~~ 3	4	2			

Moody Subdivision Marshall's District (or Territory) of Lynchburg 163

SLAVES. MALES. Of one hundred and upwards.	Of ninety-five and under one hundred.	Of eighty-five and under ninety-five.	Of seventy-five and under eighty-five.	Of sixty-five and under seventy-five.	Of fifty-five and under sixty-five.	Of forty-five and under fifty-five.	Of thirty-five and under forty-five.	Of twenty-five and under thirty-five.	Of fifteen and under twenty-five.	Of ten and under fifteen.	Under ten years of age.
									1	1	1
										1	
									1	1	2

(No. 4.) 83

SCHEDULE of the whole number of Persons within the Division allotted to Thom

Copy

Copy: District

Name of County, City, Ward, Town, Township, Parish, Precinct, Hundred, or District	NAMES OF HEADS OF FAMILIES.	FREE WHITE PERSONS, (INCLUDING HEADS OF FAMILIES.)																														
		MALES.															FEMALES.																
		Under five years of age.	Of five and under ten.	Of ten and under fifteen.	Of fifteen and under twenty.	Of twenty and under thirty.	Of thirty and under forty.	Of forty and under fifty.	Of fifty and under sixty.	Of sixty and under seventy.	Of seventy and under eighty.	Of eighty and under ninety.	Of ninety and under one hundred.	Of one hundred and upwards.	Under five years of age.	Of five and under ten.	Of ten and under fifteen.	Of fifteen and under twenty.	Of twenty and under thirty.	Of thirty and under forty.	Of forty and under fifty.	Of fifty and under sixty.	Of sixty and under seventy.	Of seventy and under eighty.	Of eighty and under ninety.							
		under 5	5 to 10	10 to 15	15 to 20	20 to 30	30 to 40	40 to 50	50 to 60	60 to 70	70 to 80	80 to 90	90 to 100	100, &c.	under 5	5 to 10	10 to 15	15 to 20	20 to 30	30 to 40	40 to 50	50 to 60	60 to 70	70 to 80	80 to 90							
	John S. Weaver	1	1	1				1							3	3	1			1												
	Radford Glenn	1				1													1													
	Andrew Weaver	1	3	2			1								1	1	1			1												
	Nancy Pace		3																1													
	Henry S. Jones					1									1			1														
	Jacob Earhart					2	1				1									1			1									
	Arabellah Harden				2	2																1										
	Geo. Willingham		1		0	0		1							1	1			1		1	0										
	Miller Hardeman										0													1								
	Alex. Miller			1		1												2				1										
	Berry E. Mathews	1	4	1	3			1							1			1			1											
	Alexander Nichols		1	1						1								1	1													
	John Crook		2	2				1							2	2					1											
		4	15	8	5	7	2	4		1	1				7	7	4	5	4	3	3	1	1	1								

Moody [illegible] District (or Territory) of Georgia

SLAVES.												FREE COLORED PERSONS.												TOTAL.	WHITE PERSONS included in the foregoing.					SLAVES AND COLORED PERSONS, included in foregoing.			
MALES.						FEMALES.						MALES.						FEMALES.															
Of ten and under twenty-four.	Of twenty-four and under thirty-six.	Of thirty-six and under fifty-five.	Of fifty-five and under one hundred.	Of one hundred and upwards.	Under ten years of age.	Of ten and under twenty-four.	Of twenty-four and under thirty-six.	Of thirty-six and under fifty-five.	Of fifty-five and under one hundred.	Of one hundred and upwards.	Under ten years of age.	Of ten and under twenty-four.	Of twenty-four and under thirty-six.	Of thirty-six and under fifty-five.	Of fifty-five and under one hundred.	Of one hundred and upwards.	Under ten years of age.	Of ten and under twenty-four.	Of twenty-four and under thirty-six.	Of thirty-six and under fifty-five.	Of fifty-five and under one hundred.	Of one hundred and upwards.		Who are Deaf and Dumb, under fourteen years of age.	Who are Deaf and Dumb, of the age of fourteen and under twenty-five.	Who are Deaf and Dumb, of twenty-five and upwards.	Whites blind.	ALIENS—Foreigners not naturalized.	Who are Deaf and Dumb, under fourteen years of age.	Who are Deaf and Dumb, of the age of fourteen and under twenty-five.	Who are Deaf and Dumb, of twenty-five and upwards.	Who are blind.
10 to 24	25 to 35	35 to 55	55 to 100	100, &c.	under 10	10 to 24	25 to 35	35 to 55	55 to 100	100, &c.	under 10	10 to 24	25 to 35	35 to 55	55 to 100	100, &c.	under 10	10 to 24	25 to 35	35 to 55	55 to 100	100, &c.		under 14	14 to 25	25, &c.			under 14	14 to 25	25, &c.	
2					1																		16									
																							4									
1	1					1	1																15									
																							4									
2					2	1																	9									
1	1				4	1	2	2															38									
																							5									
																							5									
1	1					1	1	1															7									
						1	1																5									
																							15									
																							5									
																							10									
3					7	5	5	3															125									

(No. 4.) 84

SCHEDULE of the whole number of Persons within the Division allotted to Thom

Name of County, City, Ward, Town, Township, Parish, Precinct, Hundred, or District: Chesterfield City

Capt. Bryant. Festivel

NAMES of HEADS OF FAMILIES.	FREE WHITE PERSONS, (INCLUDING HEADS OF FAMILIES.)																											
	MALES.														FEMALES.													
	Under five years of age.	Of five and under ten.	Of ten and under fifteen.	Of fifteen and under twenty.	Of twenty and under thirty.	Of thirty and under forty.	Of forty and under fifty.	Of fifty and under sixty.	Of sixty and under seventy.	Of seventy and under eighty.	Of eighty and under ninety.	Of ninety and under one hundred.	Of one hundred and upwards.	Under five years of age.	Of five and under ten.	Of ten and under fifteen.	Of fifteen and under twenty.	Of twenty and under thirty.	Of thirty and under forty.	Of forty and under fifty.	Of fifty and under sixty.	Of sixty and under seventy.	Of seventy and under eighty.	Of eighty and under ninety.	Of ninety and under one hundred.			
	under 5	5 to 10	10 to 15	15 to 20	20 to 30	30 to 40	40 to 50	50 to 60	60 to 70	70 to 80	80 to 90	90 to 100	100, &c.	under 5	5 to 10	10 to 15	15 to 20	20 to 30	30 to 40	40 to 50	50 to 60	60 to 70	70 to 80	80 to 90	90 to 100			
James A. Hill	2				/	/									3			/										
Elizabeth Cornick	/	/													/	4		/										
Thomas Scruggins	2	/	/	/		/								/		2	/		/									
Bruington Hall	/		/			/								/					/									
John Lacy	/		/			/								2	2	/			/									
Miles Smith			/					/								/	2			/								
Byal Fleming			/			/													/									
James Jeffries		/			/	/									0	0			/									
John Cake					/		/																					
Washington Crutchfield			/													/	∞	/										
Archer Dunn	0		/	/	/				/							/						/						
Colin Hubbard				/		/												/										
Thomas Cole					/									/			0	/										
John Rose		/	/		/		/									/	2					/						
Amos Hill	/				/									/				/										
Lewis Hunt	/	/				/								2	/	3	/											
Abram Cogar		/					/							/		5			/									
Isaac Mitchum	/	2					/							2		/			/									
Peter Crutchfield	/	/	/			/								/		2			/									
John Courtney			/		/				/						/		/	/			/							
Thomas Moore			/					2								2	/			/								
William Winn	/				/												/											
Duncan Keller	/	/	3				/								/					/								
Nathan Ennis			/		/	/		/									/	2				/						
Moses Swift	/	/	3	2			/								/	/	/			/								
Polly Ennis	/		/			/													/									
Elizabeth Cunningham														/					/									
	15	11	19	6	13	8	6	4	4	1				13	11	24	13	10	9	4	2	2						

Moody by the Marshal of the District (or Territory) of Georgia 167

SLAVES. Males. Under ten years of age.	Of ten and under twenty-four.	Of twenty-four and under thirty-six.	Of thirty-six and under fifty-five.	Of fifty-five and under one hundred.	Of one hundred and upwards.	Females. Under ten years of age.	Of ten and under twenty-four.	Of twenty-four and under thirty-six.	Of thirty-six and under fifty-five.	Of fifty-five and under one hundred.	Of one hundred and upwards.	FREE COLORED PERSONS. Males. Under ten years of age.	Of ten and under twenty-four.	Of twenty-four and under thirty-six.	Of thirty-six and under fifty-five.	Of fifty-five and under one hundred.	Of one hundred and upwards.	Females. Under ten years of age.	Of ten and under twenty-four.	Of twenty-four and under thirty-six.	Of thirty-six and under fifty-five.	Of fifty-five and under one hundred.	Of one hundred and upwards.	TOTAL.	WHITE PERSONS included in the foregoing. Who are Deaf and Dumb, under fourteen years of age.	Who are Deaf and Dumb, of the age of fourteen and under twenty-five.	Who are Deaf and Dumb, of twenty-five and upwards.	Whites blind.	ALIENS—Foreigners not naturalized.	SLAVES AND COLORED PERSONS, included in foregoing. Who are Deaf and Dumb, under fourteen years of age.	Who are Deaf and Dumb, of the age of fourteen and under twenty-five.	Who are Deaf and Dumb, of the age of twenty-five and upwards.	Who are blind.
under 10	10 to 24	24 to 36	36 to 55	55 to 100	100, &c.	under 10	10 to 24	24 to 36	36 to 55	55 to 100	100, &c.	under 10	10 to 24	24 to 36	36 to 55	55 to 100	100, &c.	under 10	10 to 24	24 to 36	36 to 55	55 to 100	100, &c.		under 14	14 to 25	25, &c.			under 14	14 to 25	25, &c.	
5	4		4			8	2	2	2															35									
																								8									
2	1					1	1																	16									
																								5									
																								9									
1		1							1															9									
2		1				2	1	2																11									
	3		1																					5									
3	3	2	1			1	4																	15									
1						2	2	1																14									
3	3	1	1	1		1	4	5	2															26									
						2	1		1															7									
	1																							4									
1	2	1	2																					14									
2	2					1		1																~~14~~ 10									
							1																	11									
	5	1				4	2	2	2															25									
																								8									
5	7					5	4	2	1															33									
1	1		2			3	1		1												1			17									
7	7	2	1	1		6	8	3	1															43									
																								3									
																								8									
	3					2	2	2																21									
				1																				13									
																								4									
																								3									
39	9	12	3			38	33	20	11												1			~~385~~ 381									

85 SCHEDULE of the whole number of Persons within the Division allotted to [illegible]

Agricultural Cty

Capt Bayas Division

Name of County, City, Ward, Town, Township, Parish, Precinct, Hundred, or District.	NAMES or HEADS OF FAMILIES.	FREE WHITE PERSONS, (INCLUDING HEADS OF FAMILIES.) MALES. Under five years of age.	Of five and under ten.	Of ten and under fifteen.	Of fifteen and under twenty.	Of twenty and under thirty.	Of thirty and under forty.	Of forty and under fifty.	Of fifty and under sixty.	Of sixty and under seventy.	Of seventy and under eighty.	Of eighty and under ninety.	Of ninety and under one hundred.	Of one hundred and upwards.	FEMALES. Under five years of age.	Of five and under ten.	Of ten and under fifteen.	Of fifteen and under twenty.	Of twenty and under thirty.	Of thirty and under forty.	Of forty and under fifty.	Of fifty and under sixty.	Of sixty and under seventy.	Of seventy and under eighty.	Of eighty and under ninety.	Of ninety and under one hundred.
		under 5	5 to 10	10 to 15	15 to 20	20 to 30	30 to 40	40 to 50	50 to 60	60 to 70	70 to 80	80 to 90	90 to 100	100, &c.	under 5	5 to 10	10 to 15	15 to 20	20 to 30	30 to 40	40 to 50	50 to 60	60 to 70	70 to 80	80 to 90	90 to 100
	Sherrad Wise	1					1								2	2			1							
	Rachal Thornton					2	1											1		1			1			
	Martha McCown	2	1												1					1						
	James Tye												1										1			
	Allen Tye			1	2		1								3	2				1						
	Abselem Riddel		1						1						1			2		1						
	Rebecah Harris	1	3	2												1	1			1						
	Levinah Harris					1			0													1				
	Harrison L Thornton						1											1								
	Clark Taylor Jur	1				1									1				1							
	Micajah Gooser	1				1									1				1							
	Robert Cox								1									2								
	Charles Huff					1																				
	Joseph L Lesueur			1		1										1		1	1							
	Reilly Hopper	1		2	3	1		1							1	2					1					
	Thomas Hopper											1														1
	James McCoy	2							1												1					
	Jesse Tye	2		2	1			1							1	1		1		1						
	Tenar Barker		2				1								2					1						
	Harbert Hubbard					1																				
	Henry Dowdy									1											1					
	John M. Sims		2	1	1	3			1								1	2	2			2				
	Nathaniel Borum		1				1										3									
	Henry B Bailey					4											1	1	1							
	Paschal Traylor					1									1			1	1							
	Reed Watkins	1	1	1				1	1									2				1				
	Jonathan Hoppe	1	1			1									2			1	1							
		13	12	10	7	19	6	3	5	1		1	1		16	9	6	14	9	7	3	4	2		1	

0104

85

Moore [illegible] by the Assistant Marshal (or Secretary) on [illegible] day of [illegible] 1850

| FREE COLORED PERSONS. | | | | | | | | | | | | | | SLAVES. | | | | | | | | | | | | | |

No. 4

SCHEDULE of the whole number of Persons within the Division allotted to Thom

Agricultural Cty

Capt Crapps District

Name of County, City, Ward, Town, Township, Parish, Precinct, Hundred, or District.	NAMES or HEADS OF FAMILIES.	FREE WHITE PERSONS, (INCLUDING HEADS OF FAMILIES.) MALES. Under five years of age.	Of five and under ten.	Of ten and under fifteen.	Of fifteen and under twenty.	Of twenty and under thirty.	Of thirty and under forty.	Of forty and under fifty.	Of fifty and under sixty.	Of sixty and under seventy.	Of seventy and under eighty.	Of eighty and under ninety.	Of ninety and under one hundred.	Of one hundred and upwards.	FEMALES. Under five years of age.	Of five and under ten.	Of ten and under fifteen.	Of fifteen and under twenty.	Of twenty and under thirty.	Of thirty and under forty.	Of forty and under fifty.	Of fifty and under sixty.	Of sixty and under seventy.	Of seventy and under eighty.	Of eighty and under ninety.	Of ninety and under one hundred.
		under 5	5 to 10	10 to 15	15 to 20	20 to 30	30 to 40	40 to 50	50 to 60	60 to 70	70 to 80	80 to 90	90 to 100	100, &c.	under 5	5 to 10	10 to 15	15 to 20	20 to 30	30 to 40	40 to 50	50 to 60	60 to 70	70 to 80	80 to 90	90 to 100
	Philip Wadkins	1		1	2				1							1	1	1	2		1					
	Joseph Bradford			1	1				1									1								
	James Banks									1												1				
	Elizabeth Banks				3	1													2	1		1		1		
	Thomas Edwards	1				1													1							
	Ward Hulsin					1												1								
	Willis Cowdy	2				1												1								
	Francis Burk	1				1	1												1							
	Thomas S. Lawrance	1				1									1				1							
	Seaborn Wilder	1				1													1							
	Irvin Hubbard	3	2		1		1													1						
	Mary Hubbard																				1					
	Clark Taylor Jnr										1															
	Zachariah Lawrance	1	1				1								1				1							
	Jonathan W. Layne			1		1												1								
	Sampson Kent		1	1	1	2										1	1	1	1	1	1					
	Marchant Cowdy					0				1													1			
	Willis Cowdy Jnr	2				1												1								
	William Hull	1	1	1				1							2	1				1						
	James Smith Cr Roads		1							1					1		4			1			1			
	James Colquill									1											1					
	William Weaver	1			1			1							2	1	2			1						
	Nancy Kent					2									1				1		1					
	Henry S. Hill					1																				
	Cestie Headspeth					1									1			1								
	John Post	3	2	1	1	1		1								1	1	2		1				1		
		17	8	6	10	16	3	3	2	5	1				9	5	9	11	11	7	5	2	2	2		

Moody by the Marshal of the [illegible] District (or Territory) of Georgia 771

SLAVES. Males. Under ten years of age	Of ten and under twenty-four	Of twenty-four and under thirty-six	Of thirty-six and under fifty-five	Of fifty-five and under one hundred	Of one hundred and upwards	Females. Under ten years of age	Of ten and under twenty-four	Of twenty-four and under thirty-six	Of thirty-six and under fifty-five	Of fifty-five and under one hundred	Of one hundred and upwards	FREE COLORED PERSONS. Males. Under ten years of age	Of ten and under twenty-four	Of twenty-four and under thirty-six	Of thirty-six and under fifty-five	Of fifty-five and under one hundred	Of one hundred and upwards	Females. Under ten years of age	Of ten and under twenty-four	Of twenty-four and under thirty-six	Of thirty-six and under fifty-five	Of fifty-five and under one hundred	Of one hundred and upwards	TOTAL	WHITE PERSONS included in the foregoing. Who are Deaf and Dumb, under fourteen years of age	Who are Deaf and Dumb, of the age of fourteen and under twenty-five	Who are Deaf and Dumb, of twenty-five and upwards	Who are Deaf and Dumb, of twenty-five and upwards	ALIENS—Foreigners not naturalized	SLAVES AND COLORED PERSONS, included in foregoing. Who are Deaf and Dumb, under fourteen years of age	Who are Deaf and Dumb, of the age of fourteen and under twenty-five	Who are Deaf and Dumb, of the age of twenty-five and upwards	Who are Deaf and Dumb, of the age of twenty-five and upwards	Who are Deaf and Dumb, of the age of twenty-five and upwards
under 10	10 to 24	24 to 36	36 to 55	55 to 100	100, &c.	under 10	10 to 24	24 to 36	36 to 55	55 to 100	100, &c.	under 10	10 to 24	24 to 36	36 to 55	55 to 100	100, &c.	under 10	10 to 24	24 to 36	36 to 55	55 to 100	100, &c.		under 14	14 to 25	25, &c.			under 14	14 to 25	25, &c.		
	1					1	1																	14										
3	1					4	2	1																15										
2	1		1			3	3																	12										
																								9										
	1						1																	5										
	2						3	1																8										
1						1	1																	7										
2	2					1	1	1																11										
	2																							6										
																								3										
																								9										
4	9		2				2																	18										
6	3	3	4	1		7	3	2	2	2														34										
1	1					1	1																	9										
2	1	1	2				1		2															12										
1	2					1	2	1																19										
3	2	4	4			2	3		2															22										
1	1					1		1																8										
	1																							9										
2	1	2				2		3																19										
5	6	3				2	3	2	1	1														25										
	1						1																	11										
																								5		m 1								
2	4	1		2		5	2	2		1														20										
	1					1																		5										
1	2					2	3	1																23										
	45	14	13	3		34	33	15	7	4														338		1								

87 SCHEDULE of the whole number of Persons within the Division allotted to

Capt Lumpkins District

Name of County, City, Ward, Town, Township, Parish, Precinct, Hundred, or District.	NAMES of HEADS OF FAMILIES.	FREE WHITE PERSONS, (INCLUDING HEADS OF FAMILIES.) MALES. Under the years of age.	Of five and under ten.	Of ten and under fifteen.	Of fifteen and under twenty.	Of twenty and under thirty.	Of thirty and under forty.	Of forty and under fifty.	Of fifty and under sixty.	Of sixty and under seventy.	Of seventy and under eighty.	Of eighty and under ninety.	Of ninety and under one hundred.	Of one hundred and upwards.	FEMALES. Under five years of age.	Of five and under ten.	Of ten and under fifteen.	Of fifteen and under twenty.	Of twenty and under thirty.	Of thirty and under forty.	Of forty and under fifty.	Of fifty and under sixty.	Of sixty and under seventy.	Of seventy and under eighty.	Of eighty and under ninety.	Of ninety and under one hundred.	Of one hundred and upwards.	FREE COLORED PERSONS.	SLAVES.
		under 5	5 to 10	10 to 15	15 to 20	20 to 30	30 to 40	40 to 50	50 to 60	60 to 70	70 to 80	80 to 90	90 to 100	100, &c.	under 5	5 to 10	10 to 15	15 to 20	20 to 30	30 to 40	40 to 50	50 to 60	60 to 70	70 to 80	80 to 90	90 to 100	100, &c.		
	John H Moody	2					1													1									
	Thomas Moody					1	1								1		1	2											
	Moses Penn			1		1		1								1	2	1			1								
	Silas Griffin								1											1									
	Jesse E Finch		2	2			1									1					1								
	Nathaniel Smith	1	1	2	2	1		1								1	1			1									
	Samuel Cramer		1	1	1			1							1	2		2			1								
	Silas Young	1	1	1			1								2	2	1			1									
	Samuel Power	1				1													1										
	Samuel Pells				1				1									1		1									
	Robert Young				1																								
	William Pucit	1		1		1									2		0		1										
	Frances Harrel																1			1									
	Greenbury Elliott						1														1								
	Henry Young	2		2	1		1									1	1	1		1									
	Nelson Smith	1		1	2			1								1	1	1			1								
	James Howard	1	1	1		1									2	1	1				1								
	Robert W Harris	1			1											1	1	1											
	Bredin Finch	1	1				1											1		1									
	Pucit Gillam				1													1											
	William Lamphin	2	2	2	1		1								2	1	1		1	1									
	Charles Bunn			1	2	1			1							1	1	2	1			1							
	Robin Bell			1	0	1			1										1										
	Ethelred Drake	1	1			1									1	1			1										
	William Finch			1	1	1				1							1		1		1								
	Aequella Greer	2	1				1								2	1			1										
		17	12	18	11	11	7	5	3	1					13	15	13	13	10	8	7	2							

Recorded by the Marshal of the [illegible] District (or Territory) of Louisiana — 173

SLAVES.												FREE COLORED PERSONS.												TOTAL.	WHITE persons included in the foregoing.				SLAVES AND COLORED persons, included in foregoing.			
MALES.						FEMALES.						MALES.						FEMALES.													
Under ten years of age.	Of ten and under twenty-four.	Of twenty-four and under thirty-six.	Of thirty-six and under fifty-five.	Of fifty-five and one hundred.	Of one hundred and upwards.	Under ten years of age.	Of ten and under twenty-four.	Of twenty-four and under thirty-six.	Of thirty-six and under fifty-five.	Of fifty-five and one hundred.	Of one hundred and upwards.	Under ten years of age.	Of ten and under twenty-four.	Of twenty-four and under thirty-six.	Of thirty-six and under fifty-five.	Of fifty-five and one hundred.	Of one hundred and upwards.	Under ten years of age.	Of ten and under twenty-four.	Of twenty-four and under thirty-six.	Of thirty-six and under fifty-five.	Of fifty-five and one hundred.	Of one hundred and upwards.		Who are Deaf and Dumb, under fourteen years of age.	Who are Deaf and Dumb, of the age of fourteen and under twenty-five.	Who are Deaf and Dumb, aged twenty-five and upwards.	Who are blind.	ALIENS—Foreigners not naturalized.	Who are Deaf and Dumb, under fourteen years of age.	Who are Deaf and Dumb, of the age of fourteen and under twenty-five.	Who are Deaf and Dumb, aged twenty-five and upwards.	Who are blind.
						Under ten years of age.	Of ten and under twenty-four.	Of twenty-four and under thirty-six.	Of thirty-six and under fifty-five.	Of fifty-five and one hundred.	Of one hundred and upwards.	Under ten years of age.	Of ten and under twenty-four.	Of twenty-four and under thirty-six.	Of thirty-six and under fifty-five.	Of fifty-five and one hundred.	Of one hundred and upwards.									Under 14	14 to 25	25, &c.			Under 14	14 to 25	25, &c.	
2	1	3		1		3	1	1	1															17								
1	1	1		2		2	1			1														15								
1							1																	11								
5	3	2				2	2	2																18								
																								3								
2	3		1			2	4	1	1	1														26								
1	1	1	1			3	2	2																21								
	1	1	1			1	1																	13								
																								3								
3	1	1	1			1	1	1	1	1														13								
1	1					2	1																	6								
1	2	1				2	3		1															16								
																								2								
3		1	1			2			1	1														11								
1	2	2				1	1	1																21	1							
1	1	1				1	1																	11								
						1	1	1																12								
																								3								
																								6								
1																								3								
1	3	3				3	3	6	1															38								
																								1								
1	2		1			1	2		3															16								
							1																	1								
4	2	1	1			6	6	2		1														36								
																								28								
28	31	15	5			35	30	16	9	5														361	1							

| | | |

| | | |

RETURN of the whole number of Persons within the District allotted to [illegible]

Names of Heads of Families	FREE WHITE PERSONS, (INCLUDING HEADS OF FAMILIES.)																															
	MALES															FEMALES																
	Under the years of	Of five and under ten	Of ten and under fifteen	Of fifteen and under twenty	Of twenty and under thirty	Of thirty and under forty	Of forty and under fifty	Of fifty and under sixty	Of sixty and under seventy	Of seventy and under eighty	Of eighty and under ninety	Of ninety and under one hundred	Of one hundred and upwards	Under five years of age	Of five and under ten	Of ten and under fifteen	Of fifteen and under twenty	Of twenty and under thirty	Of thirty and under forty	Of forty and under fifty	Of fifty and under sixty	Of sixty and under seventy	Of seventy and under eighty	Of eighty and under ninety	Of ninety and under one hundred	Of one hundred and upwards						
	under 5	5 to 10	10 to 15	15 to 20	20 to 30	30 to 40	40 to 50	50 to 60	60 to 70	70 to 80	80 to 90	90 to 100	100, &c.	under 5	5 to 10	10 to 15	15 to 20	20 to 30	30 to 40	40 to 50	50 to 60	60 to 70	70 to 80	80 to 90	90 to 100	100, &c.						
Ezekiel Griffin	3	1	1		1									1				1													
John Whitbeck					1													1													
John Hendricks	2				1									1				1					1								
George Young									1														1								
William H. Wickham					1													1													
George Gardner	1				1	1								1	1			1													
Mathew Kagney									1													1									
Joseph Johnson																1			1												
William Harper	1				1													1													
Thomas Paist						1								2				1													
Robert Cramer					1																										
Miller Mesic	1				1		1							3	1	1			1		1										
Peachy M. Gilmer				2	1											2	1			1											
Jonathan Miller			1		1		1								1	2	3														
Moses Penn & Jno. A. Thruggis																															
Henry Suggle					1													1													
George Suggle					1											1	2	2			1										
Rebecah Oaks	1	1	1															1													
	9	3	3	2	13	3		2	1	2				8	3	6	6	10	2	2	2	1	1								

Moody [illegible] District (or [illegible]) of Georgia 1[illegible]

	SLAVES. MALES. Under ten years of age.	Of ten and under twenty-four.	Of twenty-four and under thirty-six.	Of thirty-six and under fifty-five.	Of fifty-five and under one hundred.	Of one hundred and upwards.	SLAVES. FEMALES. Under ten years of age.	Of ten and under twenty-four.	Of twenty-four and under thirty-six.	Of thirty-six and under fifty-five.	Of fifty-five and under one hundred.	Of one hundred and upwards.	FREE COLORED PERSONS. MALES. Under ten years of age.	Of ten and under twenty-four.	Of twenty-four and under thirty-six.	Of thirty-six and under fifty-five.	Of fifty-five and under one hundred.	Of one hundred and upwards.	FREE COLORED PERSONS. FEMALES. Under ten years of age.	Of ten and under twenty-four.	Of twenty-four and under thirty-six.	Of thirty-six and under fifty-five.	Of fifty-five and under one hundred.	Of one hundred and upwards.	TOTAL.	WHITE PERSONS included in the foregoing. Who are Deaf and Dumb, under fourteen years of age.	Who are Deaf and Dumb, of the age of fourteen and under twenty-five.	Who are Deaf and Dumb, of the twenty-five and upwards.	Who are blind.	ALIENS—Foreigners not taxed.	SLAVES AND [illegible] men, included in foregoing. Who are Deaf and Dumb, under fourteen years of age.	Who are Deaf and Dumb, of the age of fourteen and under twenty-five.	Who are Deaf and Dumb, of the age of fourteen and under twenty-five.	Who are blind.
	under 10	10 to 24	24 to 36	36 to 55	55 to 100	100, &c.	under 10	10 to 24	24 to 36	36 to 55	55 to 100	100, &c.	under 10	10 to 24	24 to 36	36 to 55	55 to 100	100, &c.	under 10	10 to 24	24 to 36	36 to 55	55 to 100	100, &c.		under 14	14 to 25	25, &c.			under 14	14 to 25	25, &c.	
	1						2	1	1																14									
2	9						6		2																21									
3	[illegible]						1		1																11									
6	5	5					5	5	5																32									
																									2									
		1						1																	8	7 16 1								
	1			1				1	1																6									
	1																								3									
																									3									
	1																								5									
5	2	4					2																		14									
1								1																	10									
8	18	18	2				18	18	18	2															119									
9	9	9	2				9	9	9	2															67									
6	6	6					6	6	6																36									
	2																								4									
5	5	5					5	6	5																40									
																									4									
	60	48	4	1			54	48	48	4															399	1								

SCHEDULE of the whole number of Persons within the Division allotted to Thom[illegible]

Orange Cty

Capt Beasleys District

Name of County, City, Ward, Town, Township, Parish, Province, Hundred, or District.	NAMES OF HEADS OF FAMILIES.	FREE WHITE PERSONS, (INCLUDING HEADS OF FAMILIES.) MALES. Under five years of age.	Of five and under ten.	Of ten and under fifteen.	Of fifteen and under twenty.	Of twenty and under thirty.	Of thirty and under forty.	Of forty and under fifty.	Of fifty and under sixty.	Of sixty and under seventy.	Of seventy and under eighty.	Of eighty and under ninety.	Of ninety and under one hundred.	Of one hundred and upwards.	FEMALES. Under five years of age.	Of five and under ten.	Of ten and under fifteen.	Of fifteen and under twenty.	Of twenty and under thirty.	Of thirty and under forty.	Of forty and under fifty.	Of fifty and under sixty.	Of sixty and under seventy.	Of seventy and under eighty.	Of eighty and under ninety.	Of ninety and under one hundred.
		under 5	5 to 10	10 to 15	15 to 20	20 to 30	30 to 40	40 to 50	50 to 60	60 to 70	70 to 80	80 to 90	90 to 100	100, &c.	under 5	5 to 10	10 to 15	15 to 20	20 to 30	30 to 40	40 to 50	50 to 60	60 to 70	70 to 80	80 to 90	90 to 100
	George W Humphrey				1			1									1			1	1					
	Martha W Smith	1	1	1		1					1				1	1				1						
	Wyatt Williams				1	2			1										0				0			
	Morning Stewart		1			1													1				1			
	Thomas Radin								1									2	1			1				
	Mary Edmondson	1	1			1										1			1							
	Samuel Brook					1			1							2	2	2			1					
	Marco Russel	0	1	1				1							2	1	1			1						
	James B Lewis	1				1									1				1							
	Elizabeth Brockman		1																				1			
	John J Penn	1	2		1				1						2			1	1	1						
	Elijah Brockman	1					1								1	2			1							
	Thomas Griffith	2				1													1							
	John Gresham	2	1		1	1									1				1							
	Allen W. Brown	2	2	1			1								1				1							
	George Radin	1				1									1				1							
	Robert Gresham			1	1	1			1								1	1				1				
	Elijah Wollsclaw	1					1									1			1		1					
	James J Dix	1		1		1									1			1								
	Reubin Grace	1			1		1			1						2				1						
	Phillip Edmonson									1												1				
	Richard Edmonson			1		1									1			2								
	John Swanson	1	1	1		1		1							1	1				1						
	Jonathan Brook	1		1		1													1							
	Nancy English								1																	
	William Callahan		1	2	1			1								1	1				1					
	Jesse Starkey	2	2	1				1								1			1							
		19	14	11	7	15	4	5	6	2	1				13	13	5	9	13	6	4	3	2			

Mavly [illegible] District (or Territory) of Georgia 117

Slaves. Males. Under ten years of age	Of ten and under twenty-four	Of twenty-four and under thirty-six	Of thirty-six and under fifty-five	Of fifty-five and under one hundred	Of one hundred and upwards	Females. Under ten years of age	Of ten and under twenty-four	Of twenty-four and under thirty-six	Of thirty-six and under fifty-five	Of fifty-five and under one hundred	Of one hundred and upwards	Free colored persons. Males. Under ten years of age	Of ten and under twenty-four	Of twenty-four and under thirty-six	Of thirty-six and under fifty-five	Of fifty-five and under one hundred	Of one hundred and upwards	Females. Under ten years of age	Of ten and under twenty-four	Of twenty-four and under thirty-six	Of thirty-six and under fifty-five	Of fifty-five and under one hundred	Of one hundred and upwards	Total	Whites [illegible]	[illegible]	[illegible]	[illegible]	[illegible]	[illegible]	[illegible]	[illegible]	[illegible]
under 10	10 to 24	24 to 36	36 to 55	55 to 100	100, &c.	under 10	10 to 24	24 to 36	36 to 55	55 to 100	100, &c.	under 10	10 to 24	24 to 36	36 to 55	55 to 100	100, &c.	under 10	10 to 24	24 to 36	36 to 55	55 to 100	100, &c.		under 14	14 to 25	25, &c.			under 14	14 to 25	25, &c.	
4	1	1				.	2	1	1															15									
1						1	3																	13									
.	1	1	1			.		1																8									
1		3	7			.		1	3	1														20									
.																								5									
1			1			3	1	2																13									
1			1			1	1	2	2							1								18									
.																0								8									
1	2		1			3	2	1																14									
2	1	1		1		2	1		1															11									
.	2	1	1			3	1		1															19									
.																								6									
.																								4									
1																								8									
1																								9									
.																								4									
	1	2				1	2		1	1														15									
1	2	2				1	2		2															15									
1	3	2				1	3																	21									
	2	1				2	2	2		1														17									
1	1	3				3	3	2	2															17									
.																								25									
1	1					2		1																13			1						
.	1	1				1	1		1															9									
1						1		1																4									
1	1		1						2															13									
1	1		1				1																	12									
20	18	14	1			31	25	14	16	3														~~313~~ 316			1						

(No. 2.) 91 SCHEDULE of the whole number of Persons within the Division allotted to Thom

Name of County, City, Ward, Town, Township, Parish, Precinct, Hundred, or District.

Bradley District

NAMES of HEADS OF FAMILIES.	FREE WHITE PERSONS. (INCLUDING HEADS OF FAMILIES.) MALES. Under five years of age	Of five and under ten	Of ten and under fifteen	Of fifteen and under twenty	Of twenty and under thirty	Of thirty and under forty	Of forty and under fifty	Of fifty and under sixty	Of sixty and under seventy	Of seventy and under eighty	Of eighty and under ninety	Of ninety and under one hundred	Of one hundred and upwards.	FEMALES. Under five years of age	Of five and under ten	Of ten and under fifteen	Of fifteen and under twenty	Of twenty and under thirty	Of thirty and under forty	Of forty and under fifty	Of fifty and under sixty	Of sixty and under seventy	Of seventy and under eighty	Of eighty and under ninety	Of ninety and under one hundred	Of one hundred and upwards.
	under 5	5 to 10	10 to 15	15 to 20	20 to 30	30 to 40	40 to 50	50 to 60	60 to 70	70 to 80	80 to 90	90 to 100	100, &c.	under 5	5 to 10	10 to 15	15 to 20	20 to 30	30 to 40	40 to 50	50 to 60	60 to 70	70 to 80	80 to 90	90 to 100	100, &c.
Reston Brock		1	2			1								1		1			1							
Samuel McClain							1							1	2	3	1	2			1					
Elisha H Eason				1		1											1		1							
Lewis Parmony						1								1	2				1							
Paul Hurle				1		1			1					2	1	1	1	1			1					
Milton Wright	2				1	1									1			1								
Henry English		3				1								1				1								
William McMaster	1	1					1								1			1								
William Bird	1				1									1				1								
Moses Brockman	2	1					1							2	1				1							
Charles D English					1													1								
Elizabeth Dix																		1		1						
John C Jarsley	2			1	1										1			1			1					
Ward Hudson	2	1	2	1			1								1	1	1			1						
Mary Mara																					1					
William Bryant	1	2		1		1								2		3			1							
Dianah Nutt				1	1											1				1						
Lucy Williams	1			1										1			1			1						
Daniel Earle				1	2													1								
John M Stephens	2		1				1																			
Nancy Beasley																										
John McMaster		1			3					1							1					1				
John Brisco	2			1	1		2									2			1							
Thomas L Sinn					1																					
Hurl Leftwitch	2	1	3				1	1								1			1							
George L English						1								2			1									
Nathan Griffith	1	1	0	1			0	0										1								
	19	11	8	10	12	8	7	2	1	1				14	10	13	7	12	6	5	3	2				

Brandy [illegible] District (or Territory) of Georgia 181

91

SLAVES. MALES. Under 10 years of age	10 to 24	24 to 36	36 to 55	55 to 100	100, &c.	FEMALES. Under 10 years of age	10 to 24	24 to 36	36 to 55	55 to 100	100, &c.	FREE COLORED PERSONS. MALES. Under 10 years of age	10 to 24	24 to 36	36 to 55	55 to 100	100, &c.	FEMALES. Under 10 years of age	10 to 24	24 to 36	36 to 55	55 to 100	100, &c.	TOTAL.	WHITE PERSONS included in this Enumeration. Whose Head of Family is under 16 years of age	16 to 25	26, &c.	ALIENS.	SLAVES AND COLORED PERSONS, included in Enumeration. Whose Head of Family is under 16 years of age	16 to 25	26, &c.
																								7							
																								11							
																								4							
2	4		2	1		3	3	2		1														30							
3	1	2						1	1															14							
		1					1																	8							
	4		3			1	1	2																16							
1	4	1				3	3																	15							
	1	1						1																11							
						1	1																	4							
0	2	1					1	2	2															10							
																								7							
3	2	1				2	1	2	1															23							
1	3	3				3		1																12							
							1																	12							
1				1			2			1														9							
																								5							
2	3		3			1	2	1																16							
1		3	1			4	4	1																18							
3	3					5	2	1	1															22							
0	2	1				8	2	2																24							
2	2	1					1		1															8							
1						1	2																	14							
	1						2	1																8							
	1																							4							
33	15	9	2			32	33	11	6	2														320							
																								320							

320

(21-2) 92 SCHEDULE of the whole number of Persons within the Division allotted to Stem...

Greenfield

Bradleys District

| Name of Township, Ward, Town, Township, Parish, Precinct, or District. | NAMES of HEADS OF FAMILIES. | FREE WHITE PERSONS, (INCLUDING HEADS OF FAMILIES.) | | |

Moody [illegible] by the [illegible] of the [illegible] District (or [illegible]) of Georgia 183

92

SLAVES. MALES. Under ten years of age	Of ten and under twenty-four	Of twenty-four and under thirty-six	Of thirty-six and under fifty-five	Of fifty-five and under one hundred	Of one hundred and upwards	FEMALES. Under ten years of age	Of ten and under twenty-four	Of twenty-four and under thirty-six	Of thirty-six and under fifty-five	Of fifty-five and under one hundred	Of one hundred and upwards	FREE COLORED PERSONS. MALES. Under ten years of age	Of ten and under twenty-four	Of twenty-four and under thirty-six	Of thirty-six and under fifty-five	Of fifty-five and under one hundred	Of one hundred and upwards	FEMALES. Under ten years of age	Of ten and under twenty-four	Of twenty-four and under thirty-six	Of thirty-six and under fifty-five	Of fifty-five and under one hundred	Of one hundred and upwards	TOTAL.	WHITE PERSONS included in the foregoing. Who are Deaf and Dumb, under fourteen years of age	Who are Deaf and Dumb, of the age of fourteen and under twenty-five	Who are Deaf and Dumb, of the age of fourteen and under twenty-five	Who are Deaf and Dumb, of the age of fourteen and under twenty-five	ALIENS—Foreigners not naturalized	SLAVES AND COLORED PERSONS, included in foregoing. Who are Deaf and Dumb, under fourteen years of age	Who are Deaf and Dumb, of the age of fourteen and under twenty-five	Who are Deaf and Dumb, of the age of fourteen and under twenty-five	Who are Deaf and Dumb, of the age of fourteen and under twenty-five	Who are Deaf and Dumb, of the age of fourteen and under twenty-five
[illegible]	[illegible]	[illegible]	[illegible]	[illegible]	[illegible]	under 10	10 to 24	24 to 36	36 to 55	55 to 100	100, &c.	under 10	10 to 24	24 to 36	36 to 55	55 to 100	100, &c.	under 10	10 to 24	24 to 36	36 to 55	55 to 100	100, &c.		under 14	14 to 25	25, &c.			under 14	14 to 25	25, &c.	
								1																6									
6	6	6				6	6	6																7									
										1														42									
																								6									
																								5									
6	6					6	6	7		1														66									

93 SCHEDULE of the whole number of Persons within the Division allotted to Thom

Exchange City

Walkers District

Name of County, City, Ward, Town, Township, Parish, Precinct, Hundred, or District.	NAMES or HEADS OF FAMILIES.	FREE WHITE PERSONS, (INCLUDING HEADS OF FAMILIES.) MALES. Under five years of age.	Of five and under ten.	Of ten and under fifteen.	Of fifteen and under twenty.	Of twenty and under thirty.	Of thirty and under forty.	Of forty and under fifty.	Of fifty and under sixty.	Of sixty and under seventy.	Of seventy and under eighty.	Of eighty and under ninety.	Of ninety and under one hundred.	Of one hundred and upwards.	FEMALES. Under five years of age.	Of five and under ten.	Of ten and under fifteen.	Of fifteen and under twenty.	Of twenty and under thirty.	Of thirty and under forty.	Of forty and under fifty.	Of fifty and under sixty.	Of sixty and under seventy.	Of seventy and under eighty.	Of eighty and under ninety.	Of ninety and under one hundred.
		under 5	5 to 10	10 to 15	15 to 20	20 to 30	30 to 40	40 to 50	50 to 60	60 to 70	70 to 80	80 to 90	90 to 100	100, &c.	under 5	5 to 10	10 to 15	15 to 20	20 to 30	30 to 40	40 to 50	50 to 60	60 to 70	70 to 80	80 to 90	90 to 100
	Samuel Edwards	1	1	1	2		1	1							2	2			1							
	Elijah Lumphin	2	1				1								1				1							
	Elisha Strong		1				1								1				1							
	Francis Moore Jr					1	1								1				1							
	Nancy Crowder				1	2												1	2	1		1				
	Miles Hill					1				1												1				
	Middleton Pope						1									1			1							
	John M Ponder	1	2	2		1	1								1	1	1			1						
	Burrel Pope	2	1			1	1	1								1				1						
	Thomas M Smith	1				1				1									1							
	Benj^a Fowler		1			1		1								1	1	2	1							
	Nathan Kelbrich				1		1												1	1						
	James Hurt	1		1			1								3	2		1	1							
	Daniel Rainey		1	1	3	1		1								1	1		1		1					
Daniel Rainey Cor in B. Pope																										
	Laborn Watkins	2		1		1	1								1	1			1							
	Thomas P Brooks	1				1									1				1							
	Etheldred W Langston						1																			
	Jane Brown				1	1												1	1		1					
	Thomas Edwards	2	1				1								1	1			1							
	Mason Walker					1				1							1					1				
	Jacob Michal		1	1					1								2	1				1				
	George W. Martin	1	3	2	1	2															1					
	John B Brittin					1									2			1								
	John M Edwards	2	2	1			1								1	1	1	2		1						
	Elijah Martin					2																1				
	Zachariah Acock		2				1								3	1	1		1							
		16	17	18	9	18	14	4	1	3					18	13	8	9	17	5	3	5				

Moody [illegible] District (or Territory) of Georgia 185 93

SLAVES. Males: Under ten years of age	Of ten and under twenty-four	Of twenty-four and under thirty-six	Of thirty-six and under fifty-five	Of fifty-five and under one hundred	Of one hundred and upwards	Females: Under ten years of age	Of ten and under twenty-four	Of twenty-four and under thirty-six	Of thirty-six and under fifty-five	Of fifty-five and under one hundred	Of one hundred and upwards	FREE COLORED PERSONS. Males: Under ten years of age	Of ten and under twenty-four	Of twenty-four and under thirty-six	Of thirty-six and under fifty-five	Of fifty-five and under one hundred	Of one hundred and upwards	Females: Under ten years of age	Of ten and under twenty-four	Of twenty-four and under thirty-six	Of thirty-six and under fifty-five	Of fifty-five and under one hundred	Of one hundred and upwards	TOTAL.	WHITE PERSONS included in the foregoing: Who are Deaf and Dumb, under fourteen years of age	Who are Deaf and Dumb, of the age of fourteen and under twenty-five	Who are Deaf and Dumb, of twenty-five and upwards	Who are Blind	ALIENS—Foreigners not taxed	SLAVES AND COLORED PERSONS, included in foregoing: Who are Deaf and Dumb, under fourteen years of age	Who are Deaf and Dumb, of the age of fourteen and under twenty-five	Who are Deaf and Dumb, of the age of twenty-five and upwards	Who are Blind
under 10	10 to 24	24 to 36	36 to 55	55 to 100	100, &c.	under 10	10 to 24	24 to 36	36 to 55	55 to 100	100, &c.	under 10	10 to 24	24 to 36	36 to 55	55 to 100	100, &c.	under 10	10 to 24	24 to 36	36 to 55	55 to 100	100, &c.		under 14	14 to 25	25, &c.			under 14	14 to 25	25, &c.	
							1																										
	1																							13									
6	7	7	3			7	2	8	1															7									
1	3	2				1	1																	45									
1	2	1				5	3		1															12									
1	2	2	3	1		4	1	2	1															21									
7	7	8	1			3	4	7	1															~~21~~ 20									
							1		1															41									
10	13	4	6			11	8	4	5															13									
5	5	1	2	1																				69									
																								18									
3	4	2				3		1	1															9									
1	1	1	1			2	1	1																19									
							1																	18									
4	3		1			9	1	1	1															12									
																								20									
						1																		8									
2	2		1			2	1	1	1															5									
																								11									
4	2	2				2		1																5									
1		0	1			2	4																	18									
	1								1															12									
								1																9									
		1																						11									
																								5									
	2		1					1																12									
	1	1				1	1																	7									
	44	32	20	2		53	30	28	14															14									
	56																							473									

SCHEDULE of the whole number of Persons within the Division allotted to Thom

Thorpe City

FREE WHITE PERSONS, (INCLUDING HEADS OF FAMILIES.)

Names of County, City, Ward, Town, Township, Parish, Precinct, Hundred, or District.	NAMES OF HEADS OF FAMILIES.	MALES. Under five years of age	Of five and under ten	Of ten and under fifteen	Of fifteen and under twenty	Of twenty and under thirty	Of thirty and under forty	Of forty and under fifty	Of fifty and under sixty	Of sixty and under seventy	Of seventy and under eighty	Of eighty and under ninety	Of ninety and under one hundred	Of one hundred and upwards	FEMALES. Under five years of age	Of five and under ten	Of ten and under fifteen	Of fifteen and under twenty	Of twenty and under thirty	Of thirty and under forty	Of forty and under fifty	Of fifty and under sixty	Of sixty and under seventy	Of seventy and under eighty	Of eighty and under ninety
		under 5	5 to 10	10 to 15	15 to 20	20 to 30	30 to 40	40 to 50	50 to 60	60 to 70	70 to 80	80 to 90	90 to 100	100, &c.	under 5	5 to 10	10 to 15	15 to 20	20 to 30	30 to 40	40 to 50	50 to 60	60 to 70	70 to 80	80 to 90
Fulton District	William Brewer		1			1			1							2	1			1					
	John D Harriss	3				1													1						
	James F Gordin				1	1	2			1					1	1							1		
	Thomas H Young	1	1	1		1		1								2	3		1						
	John Michel	4				1									1				1						
	George W Crowder					2																			
	Sarah Morel				1																	1			
	Jobe Tye			1	1	1									2				1		1				
	Filman Trailer		1				1								2				1						
	Samuel Hales	2				1									1				1						
	John Bowling				1	1	1		1									1	1	1		1			
	William S Davis						1											1							
	Charles Moore					2	1	1		1									1				1		
	Groves Howard	1					1								2				1						
	Burrel Homes			3	1	1												1			1				
	Burrel Acock				3	2			1													1			
	William Butler				1	1												1	2			1			
	Samuel Tye	2					1								1					1				1	
	Richard Carmical	2	2		1			1								1		1		1					
	Gresham Vickers	1	1			1			1							2	1	2			1		1		
	Samuel Thompson			1					1							1		2	1		1				
	Benj.n H Grenard	1				1									1	1			1						
	Blanton M Hill	3				1													1						
	Turner Cob	1		1			1								1						1				
	William H Crawford		1	2	2	1			1								1		2		1				
	George Lumpkin		1	1	1			1							1		1	1	1						
	Martha Calloway		2														2			1					
		22	10	10	13	20	9	4	6	2					13	10	9	10	17	5	6	4	3	1	

Moody County, in the Middle District (or Division) of Georgia, 184[illegible]

94

SLAVES. MALES. Under 10 years of age	SLAVES. MALES. Of ten and under twenty-four	SLAVES. MALES. Of twenty-four and under thirty-six	SLAVES. MALES. Of thirty-six and under fifty-five	SLAVES. MALES. Of fifty-five and under one hundred	SLAVES. MALES. Of one hundred and upwards.	SLAVES. FEMALES. Under ten years of age	SLAVES. FEMALES. Of ten and under twenty-four	SLAVES. FEMALES. Of twenty-four and under thirty-six	SLAVES. FEMALES. Of thirty-six and under fifty-five	SLAVES. FEMALES. Of fifty-five and under one hundred	SLAVES. FEMALES. Of one hundred and upwards.	FREE COLORED PERSONS. MALES. Under ten years of age	FREE COLORED PERSONS. MALES. Of ten and under twenty-four	FREE COLORED PERSONS. MALES. Of twenty-four and under thirty-six	FREE COLORED PERSONS. MALES. Of thirty-six and under fifty-five	FREE COLORED PERSONS. MALES. Of fifty-five and under one hundred	FREE COLORED PERSONS. MALES. Of one hundred and upwards	FREE COLORED PERSONS. FEMALES. Under ten years of age	FREE COLORED PERSONS. FEMALES. Of ten and under twenty-four	FREE COLORED PERSONS. FEMALES. Of twenty-four and under thirty-six	FREE COLORED PERSONS. FEMALES. Of thirty-six and under fifty-five	FREE COLORED PERSONS. FEMALES. Of fifty-five and under one hundred	FREE COLORED PERSONS. FEMALES. Of one hundred and upwards.	TOTAL.	Whites. Persons included in the foregoing. Who are Deaf and Dumb, under fourteen years of age.	Who are Deaf and Dumb, between fourteen and twenty-five.	Who are Deaf and Dumb, twenty-five and upwards.	Whites. Males.	ALIENS. Foreigners not naturalized.	SLAVES AND COLORED PERSONS, included in foregoing. Who are Deaf and Dumb, under fourteen years of age.	Who are Deaf and Dumb, between fourteen and twenty-five.	Who are Deaf and Dumb, of the age of twenty-five and upwards.	Who are blind.
	2						2																		11						
	1	1					1	1																	9						
	1			1																					14	10					
2	1	3				4	2	2																	25						
							1																		8						
								1																	3						
3						1		1																	4						
							1																		8	12					
																									6						
3	4	1				1	2	3									1								15						
																									2						
1	3						1	1																	13						
2	1					3		1																	13						
2		1					2																		10						
2		1	2			4	2	3																	21						
				1			1	1																	9						
						1																			1						
																									1						
											1														12						
	1					2		2																	12						
1	1																								7						
5	6	6	1			6	6	5																	40						
																									5						
6	4	6				6	4	6																	51						
7	7	5				7	1	7																	51						
2	11	4				3	5	11																	24						
39	52	5	2			44	39	53	4								1								444						

(No. 4) 95 **SCHEDULE of the whole number of Persons within the Division allotted to** Shu[illegible]

[illegible] Twp. City

Name of County, City, Ward, Town, Township, Parish, Precinct, Hundred, or District.	NAMES OF HEADS OF FAMILIES.	FREE WHITE PERSONS, (INCLUDING HEADS OF FAMILIES.) MALES. Under five years of age.	Of five and under ten.	Of ten and under fifteen.	Of fifteen and under twenty.	Of twenty and under thirty.	Of thirty and under forty.	Of forty and under fifty.	Of fifty and under sixty.	Of sixty and under seventy.	Of seventy and under eighty.	Of eighty and under ninety.	Of ninety and under one hundred.	Of one hundred and upwards.	FEMALES. Under five years of age.	Of five and under ten.	Of ten and under fifteen.	Of fifteen and under twenty.	Of twenty and under thirty.	Of thirty and under forty.	Of forty and under fifty.	Of fifty and under sixty.	Of sixty and under seventy.	Of seventy and under eighty.	Of eighty and under ninety.	Of ninety and under one hundred.
	District	under 5	5 to 10	10 to 15	15 to 20	20 to 30	30 to 40	40 to 50	50 to 60	60 to 70	70 to 80	80 to 90	90 to 100	100, &c.	under 5	5 to 10	10 to 15	15 to 20	20 to 30	30 to 40	40 to 50	50 to 60	60 to 70	70 to 80	80 to 90	90 to 100
	Clement Floyd	1						1								3	1	1		1						
	Henry J. Pope																		1							
	Emely Harris			3	1	1												1	1			1				
	Mary Thomas																						1			
	Augustus Alden	1					1								1	1			1							
	Mary Hand		1	1											1	1	1			1						
	John Fullalove		1	2	1	2			1						1					1						
	Champion Davis			1						1																
	John C. Davis	1		1		1									1		1			1						
	Hill Smith									1																
	Newton Hanson	1					1								2	2	2		1							
	Seaborn Waggoner		1				1								1				1							
	Thomas Amies	1	1	2	1			1								3		1			1					
	Samuel Fil	2					1									1				1				1		
	John Pratt	1	1	1	1	1				1					1	1		1	1		1		1			
		9	5	11	4	7	4	2	1	3					8	12	7	5	6	5	2	1	2	1		

FREE WHITE PERSONS.												FREE COLORED PERSONS.												TOTAL.
MALES.						FEMALES.						MALES.						FEMALES.						
Under 10 years of age.	10 to 24.	24 to 36.	36 to 55.	55 to 100.	100, &c.	Under 10 years of age.	10 to 24.	24 to 36.	36 to 55.	55 to 100.	100, &c.	Under 10 years of age.	10 to 24.	24 to 36.	36 to 55.	55 to 100.	100, &c.	Under 10 years of age.	10 to 24.	24 to 36.	36 to 55.	55 to 100.	100, &c.	
4	1	2				6	5	2																12
2						3	2																	28
1	7	2				7	7	7	2															14
1	4						4																	45
																								8
3	1	1				3		2	1															6
																								25
																								2
			1					1																6
																								3
3	2	3				2	2	3																9
						1																		4
																								30
																								7
																								12
11	8	7				19	15	13																

(No. 1.) 96

SCHEDULE of the whole number of Persons within the Division allotted to

Name of County, City, Ward, Town, Township, Parish, Precinct, Hundred, or District.

NAMES of HEADS OF FAMILIES.	FREE WHITE PERSONS, (INCLUDING HEADS OF FAMILIES.) MALES: Under five years of age	Of five and under ten	Of ten and under fifteen	Of fifteen and under twenty	Of twenty and under thirty	Of thirty and under forty	Of forty and under fifty	Of fifty and under sixty	Of sixty and under seventy	Of seventy and under eighty	Of eighty and under ninety	Of ninety and under one hundred	Of one hundred and upwards.	FEMALES: Under five years of age	Of five and under ten	Of ten and under fifteen	Of fifteen and under twenty	Of twenty and under thirty	Of thirty and under forty	Of forty and under fifty	Of fifty and under sixty	Of sixty and under seventy	Of seventy and under eighty	Of eighty and under ninety	Of ninety and under one hundred	Of one hundred and upwards
	under 5	5 to 10	10 to 15	15 to 20	20 to 30	30 to 40	40 to 50	50 to 60	60 to 70	70 to 80	80 to 90	90 to 100	100, &c.	under 5	5 to 10	10 to 15	15 to 20	20 to 30	30 to 40	40 to 50	50 to 60	60 to 70	70 to 80	80 to 90	90 to 100	100, &c.
Dubard																										
Whitfield Landrum	3				1	1								1		1			1							
Pleasant Sears					1									1			1									
Mark Smith	2		1	1	1		1							1		1		1					1			
Susan Palmer					1																					
John Barry Jr	1	1	1	1			1		1					1	1	2			1							
George Parham				2					1					0		2					1					
Jonathan Bivins						1								1					1							
Charles Smith							1							1			1		1							
George Palmer					2				1						1					1						
Robert Maxwell					1			1								1	1									
John Gordon		1		1	1					1						1		1					1			
Osborn Wilks	1					1								1		2	1									
Williams Smith						2																				
John Landrum			1		1	1								2	2	2	2	1		1						
Thomas B Landrum					1									1			1									
William Landrum	2	1				1								1	2				1							
Elizabeth Richols																				1						
Reuben Allen	1	1				1								1	1		1		1							
Isaac Smith	1				1													1								
William Palmer	1	2	1				1							2	1	1	2		1							
Archibald Henderson				2	2			1								1	1			1						
Thomas Eberhart						1												1								
William Lesley								1														1				
Willis Gardner	2	1			2									1				1								
Robert D Moore	1					1										1		1								
John A Wells for Mother					1															1						
Benj Ogilvy	2					1								1			1	1								
	17	7	4	7	16	11	4	2	4	1				15	8	15	11	9	7	6	2	1	1			

Moody by the Marshal of the District (or Territory) of Wayne 191 96

SLAVES. Males: Under ten years of age	Of ten and under twenty-four	Of twenty-four and under thirty-six	Of thirty-six and under fifty-five	Of fifty-five and under one hundred	Of one hundred and upwards	Females: Under ten years of age	Of ten and under twenty-four	Of twenty-four and under thirty-six	Of thirty-six and under fifty-five	Of fifty-five and under one hundred	Of one hundred and upwards	FREE COLORED PERSONS. Males: Under ten years of age	Of ten and under twenty-four	Of twenty-four and under thirty-six	Of thirty-six and under fifty-five	Of fifty-five and under one hundred	Of one hundred and upwards	Females: Under ten years of age	Of ten and under twenty-four	Of twenty-four and under thirty-six	Of thirty-six and under fifty-five	Of fifty-five and under one hundred	Of one hundred and upwards	TOTAL	WHITE PERSONS included in the foregoing: Who are Deaf and Dumb, under fourteen years of age	Who are Deaf and Dumb, of the age of fourteen and under twenty-five	Who are Deaf and Dumb, of twenty-five and upwards	Whitest blind	ALIENS—Foreigners not naturalized	SLAVES AND COLORED PERSONS, included in foregoing: Who are Deaf and Dumb, under fourteen years of age	Who are Deaf and Dumb, of the age of fourteen and under twenty-five	Who are Deaf and Dumb, of the age of twenty-five and upwards	Whitest blind
under 10	10 to 24	24 to 36	36 to 55	55 to 100	100, &c.	under 10	10 to 24	24 to 36	36 to 55	55 to 100	100, &c.	under 10	10 to 24	24 to 36	36 to 55	55 to 100	100, &c.	under 10	10 to 24	24 to 36	36 to 55	55 to 100	100, &c.		under 14	14 to 25	25, &c.			under 14	14 to 25	25, &c.	
	1						1																	9									
	1	1				3	1																	9									
1	2	4	2			10	1	3	1													1		33									
1			2			3	1	1	2	1												1		14									
2	2						2																	17									
		1																						7									
1																								4									
	2	1				1	1	1	1															11									
6	4					2	3		1															21									
			1				1	1																8									
2	1	3	1			2	3	2																21									
							1																	7									
		1				3	2	1																9									
1						1	1	1																17									
																								3									
																								8									
						1																		2									
																								7									
																								3									
2	1	2				1	2	1	2															25									
8	4	6				4	3	4	3															47									
						1																		3									
2		1				4	2	2																16									
3	2					2	3	1																20									
																								4									
			1				1																	5									
1	1	1				1	2	2																16									
39	19	16	1			39	31	20	10	1												1		346									

(No. 4.) 97

SCHEDULE of (the whole number of Persons within the Division allotted to

Washington City

Capt. Daniel Rawlings' District

Washington

| Names of Heads of Families in the Division | FREE WHITE PERSONS, (INCLUDING HEADS OF FAMILIES.) | | |

Body [illegible] by the [illegible] of the [illegible] District (or [illegible]) of [illegible] Georgia 193

97

SLAVES.												FREE COLORED PERSONS.												TOTAL.	WHITE PERSONS included in the foregoing.					SLAVES AND COLORED PERSONS, included in foregoing.			
MALES.						FEMALES.						MALES.						FEMALES.															
Of ten and under twenty-four	Of twenty-four and under thirty-six	Of thirty-six and under fifty-five	Of fifty-five and under one hundred	Of one hundred and upwards	Under ten years of age	Of ten and under twenty-four	Of twenty-four and under thirty-six	Of thirty-six and under fifty-five	Of fifty-five and under one hundred	Of one hundred and upwards	Under ten years of age	Of ten and under twenty-four	Of twenty-four and under thirty-six	Of thirty-six and under fifty-five	Of fifty-five and under one hundred	Of one hundred and upwards	Under ten years of age	Of ten and under twenty-four	Of twenty-four and under thirty-six	Of thirty-six and under fifty-five	Of fifty-five and under one hundred	Of one hundred and upwards		Who are Deaf and Dumb, under fourteen years of age	Who are Deaf and Dumb, of the age of fourteen and under twenty-five	Who are Deaf and Dumb, of the twenty-five and upwards	Who are Blind	ALIENS—Foreigners not naturalized	Who are Deaf and Dumb, under fourteen years of age	Who are Deaf and Dumb, of the age of fourteen and under twenty-five	Who are Deaf and Dumb, of the age of fourteen and under twenty-five	Who are Blind
10 to 24	24 to 36	36 to 55	55 to 100	100, &c.	under 10	10 to 24	24 to 36	36 to 55	55 to 100	100, &c.	under 10	10 to 24	24 to 36	36 to 55	55 to 100	100, &c.	under 10	10 to 24	24 to 36	36 to 55	55 to 100	100, &c.		under 14	14 to 25	25, &c.			under 14	14 to 25	25, &c.	
3					4	2	2																22									
3	1	1			4	2	1	1															26									
16		2			4	4	1	1															29									
					1		1																9									
	2				1	1																	9									
1	1	1					1																8									
1																							8									
															1								2									
	2	1						1															8									1
																							3									
		2			1	4		1					1										12									
1																							3									
	1				2	1																	8									
1						1																	4									
2						2	1																12									
1	8	2			21	7	2				1	1											67									
1	1				1	1	2																10									
5	2	3	3		3	7	4	1	2														48									
3	4	4			5	5	4	3															43							1		
	2				1		1																9									
2	10	1			4	6	2																36									
2						3	1																11									
1	1					2																	9									
																							3									
7	1				1	1																	12									
					3	1																	9									
2						1	1	1															21									
7	36	17	3		32	51	24	9	2		1	1	1		1								441							1		1
					52																											

(No. 4.) 98

SCHEDULE of the whole number of Persons within the Division allotted to Th

Capt Mapleby

Capt Lackey's District

NAMES of HEADS OF FAMILIES.	FREE WHITE PERSONS, (INCLUDING HEADS OF FAMILIES.)																														
	MALES.															FEMALES.															
	Under five years of age.	Of five and under ten.	Of ten and under fifteen.	Of fifteen and under twenty.	Of twenty and under thirty.	Of thirty and under forty.	Of forty and under fifty.	Of fifty and under sixty.	Of sixty and under seventy.	Of seventy and under eighty.	Of eighty and under ninety.	Of ninety and under one hundred.	Of one hundred and upwards.	Under five years of age.	Of five and under ten.	Of ten and under fifteen.	Of fifteen and under twenty.	Of twenty and under thirty.	Of thirty and under forty.	Of forty and under fifty.	Of fifty and under sixty.	Of sixty and under seventy.	Of seventy and under eighty.	Of eighty and under ninety.						
	under 5	5 to 10	10 to 15	15 to 20	20 to 30	30 to 40	40 to 50	50 to 60	60 to 70	70 to 80	80 to 90	90 to 100	100, &c.	under 5	5 to 10	10 to 15	15 to 20	20 to 30	30 to 40	40 to 50	50 to 60	60 to 70	70 to 80	80 to 90						
Sarah Nolaman																								1						
Elisa Boggus																		1			1									
Davis Rusell	1	0			2	1								1	3			1												
Paines Sims					1																									
Richard Biddy	1		0		0	1								2	1			1												
James Gillispy				2		1											1													
Joseph Alexander	1	2		1		1								2	1			1												
Joseph K Lumpkin	2	2				1								1	2			1												
Asa Pond	1					1								1		2		2												
Edward Smith	1			2	1	2												1												
Frederick Smith	1	1		1	1		1							2		2	1	2	1											
Thomas Albert						1												1												
John Hardiman					1	1											1		1											
John Banks	2					1												1												
Henry J Dawson	1		2			1		1									1	1												
John Billups	1				1									1			1	1												
George H Young	3				1	1								1		1	1	1												
Edward Cox	2	1	2				1												1											
Capt Lackey's District William Wray						1																								
Abgil Wray				1																										
Charles Dobson	2					1												1												
Sarah Wells					1															1										
William H Hay					1									1			1													
Henry Britton	2		2	1		1								1	1	1			1					1						
Robert Freeman		1				1	1																							
Abram P Hill					2																									
Thomas Howard					1				1							1	2			1										
	21	7	4	10	13	17	3	1	1					13	8	1	9	16	4	2	1			2						

Moody by the Marshal of the Persons District (or Territory) of Georgia 195

Slaves. Males. Under ten years of age	Of ten and under twenty-four	Of twenty-four and under thirty-six	Of thirty-six and under fifty-five	Of fifty-five and under one hundred	Of one hundred and upwards	Females. Under ten years of age	Of ten and under twenty-four	Of twenty-four and under thirty-six	Of thirty-six and under fifty-five	Of fifty-five and under one hundred	Of one hundred and upwards	Free colored persons. Males. Under ten years of age	Of ten and under twenty-four	Of twenty-four and under thirty-six	Of thirty-six and under fifty-five	Of fifty-five and under one hundred	Of one hundred and upwards	Females. Under ten years of age	Of ten and under twenty-four	Of twenty-four and under thirty-six	Of thirty-six and under fifty-five	Of fifty-five and under one hundred	Of one hundred and upwards	Total	White persons included in the foregoing. Who are Deaf and Dumb, under fourteen years of age	Who are Deaf and Dumb, of the age of fourteen and under twenty-five	Who are Deaf and Dumb, of twenty-five and upwards	Who are blind	Slaves—Foreigners not taken relaxed	Slaves and colored persons, included in foregoing. Who are Deaf and Dumb, under fourteen years of age	Who are Deaf and Dumb, of the age of fourteen and under twenty-five	Who are Deaf and Dumb, of the age of twenty-five and upwards	Who are blind
	10 to 24	24 to 36	36 to 55	55 to 100	100, &c.	under 10	10 to 24	24 to 36	36 to 55	55 to 100	100, &c.	under 10	10 to 24	24 to 36	36 to 55	55 to 100	100, &c.	under 10	10 to 24	24 to 36	36 to 55	55 to 100	100, &c.		under 14	14 to 25	25, &c.			under 14	14 to 25	25, &c.	
																								1									
																								2									
																								9									
	2	1		2			1		1															8									
2				0		1	0	1																16									
2	2					3		1																12									
1				1		1			2															14									
1	1	1				2	2	1																17									
		1				1	1	1	2															13									
	1	3	2			2		1																16									
																								13									
						1																		3									
2						1		1																8									
1		2				2	3																	12									
1		1				1	2	0	1															13									
7	7	14				9	9	14								1								65									m 1
	2	1					5		1															18									
10	16	7				10	11	4																65									m 1
4	3	6	3			7	9																	33									
8	8	8	2			8	8	9	5															57									
						1																		5									
1			1					1																5									
		1																						4									
						1	1		1	1														17									
	6	4	6			12	8	2	3	1														55									
	2	8				2		3	2	1														21									
	2	1	2			3	1	2	2	1														23									
	52	59	16	3		68	61	41	20	4						1								~~510~~ 520									2

(No. 4.) 99 **SCHEDULE** of the whole number of Persons within the Division allotted to [illegible]

Of Thos Cty

Capt [illegible]

Dacus Augt [illegible] District

Names of County, City, Ward, Town, Township, Parish, Precinct, Hundred, or District.	NAMES of HEADS OF FAMILIES.	FREE WHITE PERSONS, (INCLUDING HEADS OF FAMILIES.) — MALES													FEMALES										SLAVES
		Under five years of age	Of five and under ten.	Of ten and under fifteen.	Of fifteen and under twenty.	Of twenty and under thirty.	Of thirty and under forty.	Of forty and under fifty.	Of fifty and under sixty.	Of sixty and under seventy.	Of seventy and under eighty.	Of eighty and under ninety.	Of ninety and under one hundred.	Of one hundred and upwards.	Under five years of age.	Of five and under ten.	Of ten and under fifteen.	Of fifteen and under twenty.	Of twenty and under thirty.	Of thirty and under forty.	Of forty and under fifty.	Of fifty and under sixty.	Of sixty and under seventy.	Of seventy and under eighty.	Of eighty and under ninety.	
		under 5	5 to 10	10 to 15	15 to 20	20 to 30	30 to 40	40 to 50	50 to 60	60 to 70	70 to 80	80 to 90	90 to 100	100, &c.	under 5	5 to 10	10 to 15	15 to 20	20 to 30	30 to 40	40 to 50	50 to 60	60 to 70	70 to 80	80 to 90	90 to 100
	Wilson Brooks		1						1								2	2							
	Edward Brooks						2																		
	John Bledsoe Junr.					1													1						
	David J Ervins		1				1								1	1			1			1			
	Daniel Perkins	2	1	3			1								1	1				1					
	Thomas Landrum					1									1			1							
	William Norton	1		1	1			1							2	1	1	1		1					
	Danl Norton								2																
	Nancy Hopkins				1			1													1				
	Joseph Landrum		2				1								1				1						
	Walker Brooks					1													1						
	Thomas Landrum Sen	1								1						1		1	1	2	1				
	Gotham Sims	1				1													2						
	John Appling	2	1				1								1	1				1					
	Joseph Perkins	2		1			1									3				1					
	Pleasant Jones					1									1				1						
	Henry Jordan	1	1				1								2				1						
	John Talman	1		2	2		1								2	1				1					
	David Talman				1										1			1							
	William Guthry		1		1			1								1				1					
	Dixie Kuntz	2					1								1	1			1				1		
	Isaah Smith	1				1													1						
	Richard J Hanks	1	2			1		1								1	1	2		1					
	Robert Harrison	1	1					1								1									
	John Bledsoe Sen			1					1						1	2		1	1		1				
	Pleasant M Glass		1				1								1	1			1						
	Elizabeth Hale																		3						
		16	12	8	6	3	11	4	4	1					16	16	4	9	16	9	3		2		

Woody [illegible] District (or Territory) of Georgia 99

SLAVES. Males: Under ten years of age	Of ten and under twenty-four	Of twenty-four and under thirty-six	Of thirty-six and under fifty-five	Of fifty-five and under one hundred	Of one hundred and upwards	Females: Under ten years of age	Of ten and under twenty-four	Of twenty-four and under thirty-six	Of thirty-six and under fifty-five	Of fifty-five and under one hundred	Of one hundred and upwards	FREE COLORED PERSONS. Males: Under ten years of age	Of ten and under twenty-four	Of twenty-four and under thirty-six	Of thirty-six and under fifty-five	Of fifty-five and under one hundred	Of one hundred and upwards	Females: Under ten years of age	Of ten and under twenty-four	Of twenty-four and under thirty-six	Of thirty-six and under fifty-five	Of fifty-five and under one hundred	Of one hundred and upwards	TOTAL.	WHITE PERSONS included in the foregoing: Who are Deaf and Dumb, under fourteen years of age	Who are Deaf and Dumb, of the age of fourteen and under twenty-five	Who are Deaf and Dumb, of twenty-five and upwards	Who are Blind	ALIENS—Foreigners not naturalized	SLAVES AND COLORED PERSONS, included in foregoing: Who are Deaf and Dumb, under fourteen years of age	Who are Deaf and Dumb, of the age of fourteen and under twenty-five	Who are Deaf and Dumb, of the age of twenty-five and upwards	Who are Blind
[illegible]	10 to 24	24 to 36	36 to 55	55 to 100	100, &c.	under 10	10 to 24	24 to 36	36 to 55	55 to 100	100, &c.	under 10	10 to 24	24 to 36	36 to 55	55 to 100	100, &c.	under 10	10 to 24	24 to 36	36 to 55	55 to 100	100, &c.		under 14	14 to 25	25, &c.			under 14	14 to 25	25, &c.	
2	1	1				1	3	1																15									
			1			3	1	1																8									
																								2									
	1						1																	1									
																								10									
																								3									
1	1					2	1	1																16									
1	1						1																	5									
	1	1																						4									
																								5									
							1	1																4									
1	1	2	1			1	3		2															19									
																								4									
																								7									
		1																						9									
	1	1				3	1																	9									
	1	1	4			2	3	1	1															19									
		2				5	1	1																22									
		1																						5									
																								5									
																								7									
																								3									
	9	1	3			8	7	3	3															~~52~~ 51									
				1						1														6									
	1	1				1	1																	15									
																								5									
																								4									
	12	9	1			26	24	9	6	1														~~270~~ 269									

100 **SCHEDULE of the whole number of Persons within the Division allotted to** Th

Ag[illegible] Cty

Capt Dachneys District

Name of County, City, Ward, Town, Township, Parish, Precinct, Hundred, or District.	NAMES OF HEADS OF FAMILIES.	FREE WHITE PERSONS, (INCLUDING HEADS OF FAMILIES.) MALES. Under five years of age.	Of five and under ten.	Of ten and under fifteen.	Of fifteen and under twenty.	Of twenty and under thirty.	Of thirty and under forty.	Of forty and under fifty.	Of fifty and under sixty.	Of sixty and under seventy.	Of seventy and under eighty.	Of eighty and under ninety.	Of ninety and under one hundred.	Of one hundred and upwards.	FEMALES. Under five years of age.	Of five and under ten.	Of ten and under fifteen.	Of fifteen and under twenty.	Of twenty and under thirty.	Of thirty and under forty.	Of forty and under fifty.	Of fifty and under sixty.	Of sixty and under seventy.	Of seventy and under eighty.	Of eighty and under ninety.
		under 5	5 to 10	10 to 15	15 to 20	20 to 30	30 to 40	40 to 50	50 to 60	60 to 70	70 to 80	80 to 90	90 to 100	100, &c.	under 5	5 to 10	10 to 15	15 to 20	20 to 30	30 to 40	40 to 50	50 to 60	60 to 70	70 to 80	80 to 90
	William Wilks						1								2	2			1						
	Wiley Yarbrough	1			2		1								1	1			1						
	Ezekiah Gilham				1		1		1																
	James Glass		1				1								1	1	2			1					
	Benjamin Edwards		1			1			1								2	2	1		1				
	Humphry Scroggins			1				1							2			1	2		1				
	Christian Ellisen						1												1	1				1	
	Elizabeth Wray			1																		1			
	Viney Powell				1	1											1	1	4			1			
	David Dunn	2				1		1							1			1	1						
		3	2	2	4	1	5	2	2						7	4	5	5	11	2	2	2		1	

Moody — By the Marshal of the [illegible] District (or Territory) of Georgia. 1850

100

SLAVES.												FREE COLORED PERSONS.												TOTAL.	WHITE PERSONS included in the foregoing.						SLAVES AND COLORED PERSONS included in foregoing.					
MALES.						FEMALES.						MALES.						FEMALES.							Who are Deaf and Dumb, under fourteen years of age.	Who are Deaf and Dumb, of the age of fourteen and under twenty-five.	Who are Deaf and Dumb, of twenty-five and upwards.	Who are blind.	ALIENS—Foreigners not naturalized.		Who are Deaf and Dumb, under fourteen years of age.	Who are Deaf and Dumb, of the age of fourteen and under twenty-five.	Who are Deaf and Dumb, of the age of twenty-five and upwards.	Who are blind.	
Of ten and under twenty-four.	Of twenty-four and under thirty-six.	Of thirty-six and under fifty-five.	Of fifty-five and under one hundred.	Of one hundred and upwards.		Under ten years of age.	Of ten and under twenty-four.	Of twenty-four and under thirty-six.	Of thirty-six and under fifty-five.	Of fifty-five and under one hundred.	Of one hundred and upwards.	Under ten years of age.	Of ten and under twenty-four.	Of twenty-four and under thirty-six.	Of thirty-six and under fifty-five.	Of fifty-five and under one hundred.	Of one hundred and upwards.														
under 10	10 to 24	24 to 36	36 to 55	55 to 100	100, &c.	under 10	10 to 24	24 to 36	36 to 55	55 to 100	100, &c.	under 10	10 to 24	24 to 36	36 to 55	55 to 100	100, &c.		under 14	14 to 25	25, &c.				under 14	14 to 25	25, &c.		
		1				1	1																	5											
						2																		8											
						2	1																	6											
																								3											
1	2																							12											
																								8											
2	5					3	1		4	1														20											
3	6		8	1		5	5		6															44											
																								9											
5	4			3		4	2	3	1	1														21											

101

SCHEDULE of the whole number of Persons within the Division allotted to

Ogilthorpe City

Cap Hall district

Name of County, City, Ward, Town, Township, Parish, Precinct, Hundred, or District.	NAMES OF HEADS OF FAMILIES.	FREE WHITE PERSONS, (INCLUDING HEADS OF FAMILIES.) MALES. Under five years of age.	Of five and under ten.	Of ten and under fifteen.	Of fifteen and under twenty.	Of twenty and under thirty.	Of thirty and under forty.	Of forty and under fifty.	Of fifty and under sixty.	Of sixty and under seventy.	Of seventy and under eighty.	Of eighty and under ninety.	Of ninety and under one hundred.	Of one hundred and upwards.	FEMALES. Under five years of age.	Of five and under ten.	Of ten and under fifteen.	Of fifteen and under twenty.	Of twenty and under thirty.	Of thirty and under forty.	Of forty and under fifty.	Of fifty and under sixty.	Of sixty and under seventy.	Of seventy and under eighty.	Of eighty and under ninety.	[illegible]
		under 5	5 to 10	10 to 15	15 to 20	20 to 30	30 to 40	40 to 50	50 to 60	60 to 70	70 to 80	80 to 90	90 to 100	100, &c.	under 5	5 to 10	10 to 15	15 to 20	20 to 30	30 to 40	40 to 50	50 to 60	60 to 70	70 to 80	80 to 90	[illegible]
	John Townsend			1	1			1								1	1	1			1					
	John M Cox						1									2			1							
	William Cammel			1			1								1					1						
	Jesse Bell	2	2	1	1		1								1		2			1						
	William Bagg	1						1							1	2				1						
	James Eidson		1				2													1						
	William Cammel Sur.				1	1				1							1	1					1			
	Wesley Shropshire	1				1		1											1							
	Robert Carter										1													1		
	Jacob Reed	1			2	2			1								1				1					
	George Williamson				2			1		1								1			1					
	Thomas Hall			1	1					1							1		2			1				
	Thomas Thackston	2	2		1			1							2	2		1		1						
	Beasley Nowel	2	1				1								2				1							
	Harbert Kendrick	1	1				1								1	1			1							
	Davis McLaughlin	2	1				1		1						1	1				1						
	Thomas Dawsey	2				1									2	1				1						
	Samuel Thompson							1																		
	Stokes Allen					1			1												1					
	Emanuel Zuber	1		1	1	1			1						0	1					1					
	Josiah C Patrick						1								2	3				1						
	John Williamson						1								1		1		1							
	John Eason		1			1		1							1	1	1	3								
	Mathew Dance	1					1								1				1	1						
	William Ward					1	1		1									1	2			1				
	John Hale	2		1	1			1							1			1		1						
	Moses Potts									1																
		18	9	6	11	9	12	8	5	4	1				17	15	8	9	10	10	5	2	1	1		

Recorded by the Marshal of the [illegible] District (or Territory) of [illegible] Georgia

SLAVES.												FREE COLORED PERSONS.												TOTAL.	WHITE PERSONS included in the foregoing.					SLAVES AND COLORED PERSONS, included in foregoing.			
MALES.						FEMALES.						MALES.						FEMALES.													
Of ten and under twenty-four.	Of twenty-four and under thirty-six.	Of thirty-six and under fifty-five.	Of fifty-five and under one hundred.	Of one hundred and upwards.	Under ten years of age.	Of ten and under twenty-four.	Of twenty-four and under thirty-six.	Of thirty-six and under fifty-five.	Of fifty-five and under one hundred.	Of one hundred and upwards.	Under ten years of age.	Of ten and under twenty-four.	Of twenty-four and under thirty-six.	Of thirty-six and under fifty-five.	Of fifty-five and under one hundred.	Of one hundred and upwards.	Under ten years of age.	Of ten and under twenty-four.	Of twenty-four and under thirty-six.	Of thirty-six and under fifty-five.	Of fifty-five and under one hundred.	Of one hundred and upwards.		Under 14 years of age.	14 to 25.	25, &c.	Who are Deaf and Dumb, of the age of twenty-five and upwards.	Who are Deaf and Dumb, under fourteen years of age.	Under 14 years of age.	14 to 25.	25, &c.	Who are blind.
24 to 36	36 to 55	55 to 100	100, &c.		under 10	10 to 24	24 to 36	36 to 55	55 to 100	100, &c.	under 10	10 to 24	24 to 36	36 to 55	55 to 100	100, &c.	under 10	10 to 24	24 to 36	36 to 55	55 to 100	100, &c.		Who are Deaf and Dumb, of the age of twenty-five and upwards.	Who are Deaf and Dumb, of the age of fourteen and under twenty-five.	ALIENS—Foreigners not naturalized.	White—Male.	White—Female.	Who are Deaf and Dumb, under fourteen years of age.	Who are Deaf and Dumb, of the age of twenty-five and upwards.	Who are Deaf and Dumb, of the age of fourteen and under twenty-five.	Who are blind.
1	1	1			6	3	1																	24									
1	1					1	1	1																11									
			1		2		1																	11									
4	4				6	1	2	2																31									
2	2	1			6	2	1	3	1															31									
																								4									
1					1	1		1																14									
	1				4	2																		11									
																								21									
																								8									
	1					2	1																	13									
																								7									
2					1			1																11									
2					4	1	2																	18									
								2																8									
1							1																	13									
2			1																					11									
																								1									
3	2	1			2		1																	13									
1	2				4	3		1																18									
		1																						5									
																								4									
2	1					1	1																	14									
						1																		6									
2					1	2																		13									
1	1				6	1	1																	31									
10	4	2			43	24	13	11	1															333									

102

SCHEDULE of the whole number of Persons within the Division allotted to

Name of County, City, Ward, Town, Township, Parish, Precinct, Hundred, or District.

NAME of HEADS OF FAMILIES.

FREE WHITE PERSONS, (INCLUDING HEADS OF FAMILIES.)

NAME of HEADS OF FAMILIES.	MALES. Under five years of age	Of five and under ten	Of ten and under fifteen	Of fifteen and under twenty	Of twenty and under thirty	Of thirty and under forty	Of forty and under fifty	Of fifty and under sixty	Of sixty and under seventy	Of seventy and under eighty	Of eighty and under ninety	Of ninety and under one hundred	Of one hundred and upwards.	FEMALES. Under five years of age	Of five and under ten	Of ten and under fifteen	Of fifteen and under twenty	Of twenty and under thirty	Of thirty and under forty	Of forty and under fifty	Of fifty and under sixty	Of sixty and under seventy	Of seventy and under eighty	Of eighty and under ninety
	under 5	5 to 10	10 to 15	15 to 20	20 to 30	30 to 40	40 to 50	50 to 60	60 to 70	70 to 80	80 to 90	90 to 100	100, &c.	under 5	5 to 10	10 to 15	15 to 20	20 to 30	30 to 40	40 to 50	50 to 60	60 to 70	70 to 80	80 to 90
Mathw Parmer				1					1											1				
Robt Brooks					1													1						
William Ellis						1	1												1					
Elisha Whelas	1				1												1							
Wells Whelas	1				1									1	1			1						
William Harallson	1	1	1	1	1			1							1		1			1				
John Christopher	1	1					1							1			1	1						
George Whalen	1	2		1				1						2					1					
John Sims		1					1								1	1								
Amos Shaw	1	3	3				1							1	2					1				
John Smith					1															1				
Robt Kendrick	2		1			1								1	1			1						
John F Zuber					1																			
Emery Hughs					1																			
Rice Eason				1				1													1			
Joseph Hilton	1				1									1				1						
William Barnett	2	2			1													1						
Thomas A Brown	1					1								1					1					
Jarrard Hurd	1	1	1				1							1			1	1						
David Hall	3				1													1						
Williamson Zuber					1									2				1						
Samuel Freeman	1	1	2	1			1								1					1				
Martha Sims				1	1	1											1	1	1					
David Pattick					2			1														1		
John Petty		1	1	2	1		1									1		1			1			
Peter Artel			1			1								2	2		1							
Burdett Martha		1		1	1												1	1			1			
	2	12	14	10	8	12	17	7	4	2		1		16	11	2	8	14	5	4	3	1		

Hardy

at [illegible] the District of their above District (or Territory) of [illegible] Geo. S. Fox

SLAVES.												FREE COLORED PERSONS.												TOTAL.	WHITE PERSONS included in the foregoing.					SLAVES AND COLORED PERSONS, included in foregoing.				
MALES.						FEMALES.						MALES.						FEMALES.														
Of ten and under twenty-four.	Of twenty-four and under thirty-six.	Of thirty-six and under fifty-five.	Of fifty-five and upwards one hundred.	Of one hundred and upwards.		Under ten years of age.	Of ten and under twenty-four.	Of twenty-four and under thirty-six.	Of thirty-six and under fifty-five.	Of fifty-five and upwards one hundred.	Of one hundred and upwards.	Under ten years of age.	Of ten and under twenty-four.	Of twenty-four and under thirty-six.	Of thirty-six and under fifty-five.	Of fifty-five and upwards one hundred.	Of one hundred and upwards.		Who are Deaf and Dumb, under fourteen years of age.	Who are Deaf and Dumb of the age of fourteen and under twenty-five.	Who are Deaf and Dumb, of twenty-five and upwards, &c.	Who are blind.	ALIENS—Foreigners not naturalized.	Who are Deaf and Dumb, under fourteen years of age.	Who are Deaf and Dumb of the age of fourteen and under twenty-five.	Who are blind.					
10 to 24	24 to 36	36 to 55	55 to 100	100, &c.		under 10	10 to 24	24 to 36	36 to 55	55 to 100	100, &c.	under 10	10 to 24	24 to 36	36 to 55	55 to 100	100, &c.		under 14	14 to 25	25, &c.			under 14	14 to 25	25, &c.					
1	3	1	4	2			4		4																							
1	5	2				5	6	3		2																						
1	3	2	2			4	5	1	1	1																						
1	2	1				5	1		1	1																						
									1																							
1							1	1																								
1								2																								
1	1					3	1																									
1																																
2																																
							1																									
						1	1																									
3						1	2		1																							
1	1					2		1																								
1						4	1																									
1																																
1	1					3	1																									
3	4	3	2			29	30	5	5	4																						

SCHEDULE of the whole number of Persons within the Division allotted to

Capt. Halls district

Name of County, City, Ward, Town, Township, Parish, Precinct, Hundred, or District.	NAMES OF HEADS OF FAMILIES.	FREE WHITE PERSONS, (INCLUDING HEADS OF FAMILIES.) MALES. Under five years of age.	Of five and under ten.	Of ten and under fifteen.	Of fifteen and under twenty.	Of twenty and under thirty.	Of thirty and under forty.	Of forty and under fifty.	Of fifty and under sixty.	Of sixty and under seventy.	Of seventy and under eighty.	Of eighty and under ninety.	Of ninety and under one hundred.	Of one hundred and upwards.	FEMALES. Under five years of age.	Of five and under ten.	Of ten and under fifteen.	Of fifteen and under twenty.	Of twenty and under thirty.	Of thirty and under forty.	Of forty and under fifty.	Of fifty and under sixty.	Of sixty and under seventy.	Of seventy and under eighty.	Of eighty and under ninety.
		under 5	5 to 10	10 to 15	15 to 20	20 to 30	30 to 40	40 to 50	50 to 60	60 to 70	70 to 80	80 to 90	90 to 100	100, &c.	under 5	5 to 10	10 to 15	15 to 20	20 to 30	30 to 40	40 to 50	50 to 60	60 to 70	70 to 80	80 to 90
	Thomas Arthur					1												1			1				
	Barnabas Maxey				1	3				1							1	1							
	Anderson Pambrough	2	1	2	3			1								2				1					
	Hale Maxey					2			1							1						1			
	William Walker					1																		1	
	John G. Wray				1		1																		
Wm. Walker Esq. of W. Dawsey dec.																									
	Charles W. Smith	1					1												1						
	Boze Maxey	3	1					1							1					1					
	Thomas Hilson				1			1												1					
	Rabun H. Johnson			1		1	1								2	2		1		1					
	Thornberry Bolling		2					1							1	2				1					
	Benjamin Blanton			2						1								1				1			
	Thomas B. Grunwood			1			1								2			1	1						
	James Adams			2		2			1										2			1			
	Joshua Kitral							1									2			1					
	Elijah Cumming						1	1																	
	William Grunwood					2																1			
	Richard Christopher		1	1			1									3				1					
	Samuel Ward										1													1	
	William Ellis					1	3													1					
	Jones Collins	1	1				1								1	2			1						
	Daniel Zuber	3	2	2	2	1		1													1				
	Joseph Lumphins			2					1							2		3							
	Abner Ward		1				1								3	1			1						
	George Nicholson	2	1	1	1	2	1	1							1					1					
	Randol Ramsey			1				1							1				1						
		12	10	15	9	16	14	9	3	2	1				12	15	3	8	7	9	2	4		2	

Woodyn [illegible] the [illegible] of [illegible] District (or [illegible]) of [illegible] Georgia

Slaves. Males. Of twenty-four and under thirty-six.	Of thirty-six and under fifty-five.	Of fifty-five and under one hundred.	Of one hundred and upwards.	Females. Under ten years of age.	Of ten and under twenty-four.	Of twenty-four and under thirty-six.	Of thirty-six and under fifty-five.	Of fifty-five and under one hundred.	Of one hundred and upwards.	Free Colored Persons. Males. Under ten years of age.	Of ten and under twenty-four.	Of twenty-four and under thirty-six.	Of thirty-six and under fifty-five.	Of fifty-five and under one hundred.	Of one hundred and upwards.	Females. Under ten years of age.	Of ten and under twenty-four.	Of twenty-four and under thirty-six.	Of thirty-six and under fifty-five.	Of fifty-five and under one hundred.	Of one hundred and upwards.	Total.	White persons included in the foregoing. Who are Deaf and Dumb, under fourteen years of age.	Who are Deaf and Dumb, of the age of fourteen and under twenty-five.	Who are Deaf and Dumb, of twenty-five and upwards.	Who are Blind.	Aliens—Foreigners not taken Naturalized.	Slaves and Colored persons, included in foregoing. Who are Deaf and Dumb, under fourteen years of age.	Who are Deaf and Dumb, of the age of fourteen and under twenty-five.	Who are Deaf and Dumb, of the age of twenty-five and upwards.	Who are Blind.
24 to 36	36 to 55	55 to 100	100, &c.	under 10	10 to 24	24 to 36	36 to 55	55 to 100	100, &c.	under 10	10 to 24	24 to 36	36 to 55	55 to 100	100, &c.	under 10	10 to 24	24 to 36	36 to 55	55 to 100	100, &c.		under 14	14 to 25	25, &c.			under 14	14 to 25	25, &c.	
1																						4									
	1				1		1															14									
				1	1	2																22									
				0	0	0																5									
	1			1	1	2																18									
																						2									
					1	1		1														4									
																						3									
						1																9									
																						3									
1				2	2	1																~~20~~ 18									
				2	2																	16									
6	2			4	6		2															33									
5				5	5	5																35									
					1																	9									
						1																5									
																						2									
1				1	1		1															15									
				1	1	1																15									
1		1		8	3	2		1														23									
2				7	4	3	1	2														35									
																						7									
																						12									
																						8									
				2	1		1															13									
							1															12									
																						4									
17	4	1		43	~~32~~ 30	19	7	4														~~350~~ 348									

104

[illegible] of the [illegible] number of Persons within the Division allotted to

Cap[illegible] Hall District

Name of County, City, Ward, Town, Township, Parish, Precinct, Hundred, or District.	NAMES OF HEADS OF FAMILIES.	FREE WHITE PERSONS, (INCLUDING HEADS OF FAMILIES.) MALES. Under five years of age.	Of five and under ten.	Of ten and under fifteen.	Of fifteen and under twenty.	Of twenty and under thirty.	Of thirty and under forty.	Of forty and under fifty.	Of fifty and under sixty.	Of sixty and under seventy.	Of seventy and under eighty.	Of eighty and under ninety.	Of ninety and under one hundred.	Of one hundred and upwards.	FEMALES. Under five years of age.	Of five and under ten.	Of ten and under fifteen.	Of fifteen and under twenty.	Of twenty and under thirty.	Of thirty and under forty.	Of forty and under fifty.	Of fifty and under sixty.	Of sixty and under seventy.	Of seventy and under eighty.
		under 5	5 to 10	10 to 15	15 to 20	20 to 30	30 to 40	40 to 50	50 to 60	60 to 70	70 to 80	80 to 90	90 to 100	100, &c.	under 5	5 to 10	10 to 15	15 to 20	20 to 30	30 to 40	40 to 50	50 to 60	60 to 70	70 to 80
	Samuel P. Finley			2			1									1				1				
	× Joshua Kitrell							0									0			0				
	Gideon Kimbral		2	1	1			1							2	1	1	1		1				
	Richard Aycock	1			1	2									1			1						
	Randal Ramsey Sen			1				1							1				1					
		1	2	4	2	2	1	2							4	2	1	2	1	2				
		510	414	362	288	548	304	185	128	66	31	7	2		517	423	351	350	455	162	160	107	47	25

Recapitulation

White Males	2945	Slaves Male	4058	Free Col'd Males	[illegible]
Do Females	2609	Do Female	3928	Do Females	[illegible]
Total Whites	5554	Total Whites	7986	Total free Col'd p[illegible]	[illegible]

Grand Total 13558 Amongst these are 10 Whites Deaf & D[illegible]
2 Ditto Blind
3 Blacks Deaf & D[illegible]
4 Ditto Blind

Correct

1	2	3	2	2	1	2								3	2	3	2		3				

Moody [illegible] by the Marshal of the [illegible] District (or Territory) of Georgia 217

104

SLAVES. Males: Of ten and under [illegible]	Of twenty-four and under thirty-six	Of thirty-six and under fifty-five	Of fifty-five and under one hundred	Of one hundred and upwards	Females: Under ten years of age	Of ten and under twenty-four	Of twenty-four and under thirty-six	Of thirty-six and under fifty-five	Of fifty-five and under one hundred	Of one hundred and upwards	FREE COLORED PERSONS. Males: Under ten years of age	Of ten and under twenty-four	Of twenty-four and under thirty-six	Of thirty-six and under fifty-five	Of fifty-five and under one hundred	Of one hundred and upwards	Females: Under ten years of age	Of ten and under twenty-four	Of twenty-four and under thirty-six	Of thirty-six and under fifty-five	Of fifty-five and under one hundred	Of one hundred and upwards	TOTAL.	WHITE PERSONS included in the foregoing: Who are Deaf and Dumb, under fourteen years of age	Who are Deaf and Dumb, of the age of fourteen and under twenty-five	Who are Deaf and Dumb, of twenty-five and upwards	Who are Mild	ALIENS—Foreigners, not taken refuge	SLAVES AND COLORED PERSONS, included in foregoing: Who are Deaf and Dumb, under fourteen years of age	Who are Deaf and Dumb, of the age of fourteen and under twenty-five	Who are Deaf and Dumb, of the age of twenty-five and upwards	Who are Mild
[illegible]	24 to 36	36 to 55	55 to 100	100, &c.	under 10	10 to 24	24 to 36	36 to 55	55 to 100	100, &c.	under 10	10 to 24	24 to 36	36 to 55	55 to 100	100, &c.	under 10	10 to 24	24 to 36	36 to 55	55 to 100	100, &c.		under 14	14 to 25	25, &c.			under 14	14 to 25	25, &c.	
																							5									
																							0									
																							11									
					1	1																	10									
																							4									
					1	1																	30									
[illegible]	767	466	91		1483	1217	772	373	88		1	1	5	3	5					1	2		13558	3	4	3	2		1	1	1	4

Error — 1 deducted
13558 — [illegible]

The number of Persons within my Division consisting of thirteen thousand five hundred & fifty nine as appears in the foregoing Schedule, subscribed by me this twenty fifth day of November in the year one thousand eight hundred and thirty is true and correct to the best of my knowledge

Thos. Moody
Assistant to the Marshal of the District of Georgia

We hereby certify that a correct copy of the above Schedule, signed by the said Thomas Moody has been set up at two of the most publick places within the Division opened to the inspection of all concerned.

John Beasly
Wyatt Williams

326

105

SCHEDULE of the whole number of Persons within the Division allotted to

Name of County, Township, Parish, Ward, or District	NAMES of HEADS OF FAMILIES.	FREE WHITE PERSONS, (INCLUDING HEADS OF FAMILIES.)																					
		MALES.												FEMALES.									
		Under five years of age	Of five and under ten	Of ten and under fifteen	Of fifteen and under twenty	Of twenty and under thirty	Of thirty and under forty	Of forty and under fifty	Of fifty and under sixty	Of sixty and under seventy	Of seventy and under eighty	Of eighty and under ninety	Of ninety and under one hundred	Of one hundred and upwards	Under five years of age	Of five and under ten	Of ten and under fifteen	Of fifteen and under twenty	Of twenty and under thirty	Of thirty and under forty	Of forty and under fifty	Of fifty and under sixty	Of sixty and under seventy	Of seventy and under eighty	Of eighty and under ninety	Of ninety and under one hundred
		under 5	5 to 10	10 to 15	15 to 20	20 to 30	30 to 40	40 to 50	50 to 60	60 to 70	70 to 80	80 to 90	90 to 100	100, &c.	under 5	5 to 10	10 to 15	15 to 20	20 to 30	30 to 40	40 to 50	50 to 60	60 to 70	70 to 80	80 to 90	90 to 100

Pike County Georgia

Shannon's Division

True total 6,151

Assistants total 6,056 minus 95

Examined & corrected by

Jonah F. Pike

Recorrected by Lewis Lehnzapowsky

6149

Assistant total 6056

93 minus

29 sheets

Pike Co. Ga

1 16

SCHEDULE of the whole number of Persons within the Division allotted to Ev

| Names of Districts, Counties, Townships, Parishes, Precincts, Hundred, or District. | NAMES of HEADS OF FAMILIES. | FREE WHITE PERSONS, (INCLUDING HEADS OF FAMILIES.) | | |

	TOTALS.	FEMALES.						MALES.					
		Of one hundred and upwards.	Of fifty-two and under one hundred.	Of thirty-six and under fifty-two.	Of twenty-four and under thirty-six.	Of ten and under twenty-four.	Under ten years of age.	Of one hundred and upwards.	Of fifty-two and under one hundred.	Of thirty-six and under fifty-two.	Of twenty-four and under thirty-six.	Of ten and under twenty-four.	Under ten years of age.
Who can read	117	1	3	7	11	31	3	3	11	5	4	10	6
Who can read and write a letter	7												
Who can read and write, but cannot cipher	37												
Who can read and write, and cipher as far as the Rule of Three	11												
Who can read and write, and cipher as far as Vulgar Fractions	1												
Who can read and write, and cipher as far as Decimal Fractions	1												
Who can read and write, and cipher as far as Proportion	1												
Who can read and write, and cipher as far as Practice	1												
Who can read and write, and cipher as far as Interest	1												
Who can read and write, and cipher as far as Equation	1												
Who can read and write, and cipher as far as Square Root	1												
Who can read and write, and cipher as far as Cube Root	1												
Who can read and write, and cipher as far as Mensuration	1												
Who can read and write, and cipher as far as Geometry	1												
Who can read and write, and cipher as far as Algebra	1												
Who can read and write, and cipher as far as Conic Sections	1												
Who can read and write, and cipher as far as Navigation	1												
Who can read and write, and cipher as far as Surveying	1												
Who can read and write, and cipher as far as Gauging	1												
Who can read and write, and cipher as far as Astronomy	1												
Who can read and write, and cipher as far as Fluxions	1												
Who can read and write, and cipher as far as Logarithms	1												
Who can read and write, and cipher as far as Differential Calculus	1												
Who can read and write, and cipher as far as Integral Calculus	1												
Who can read and write, and cipher as far as Differential Equations	1												
Who can read and write, and cipher as far as Partial Differences	1												
Who can read and write, and cipher as far as Finite Differences	1												
Who can read and write, and cipher as far as Calculus of Variations	1												
Who can read and write, and cipher as far as Calculus of Probabilities	1												
Who can read and write, and cipher as far as Calculus of

[illegible] of the [illegible] of Persons [illegible] allotted to [illegible]

Name of [illegible]	NAMES of HEADS OF FAMILIES	FREE WHITE PERSONS, (INCLUDING HEADS OF FAMILIES.) MALES: Under five years of age	Of five and under ten	Of ten and under fifteen	Of fifteen and under twenty	Of twenty and under thirty	Of thirty and under forty	Of forty and under fifty	Of fifty and under sixty	Of sixty and under seventy	Of seventy and under eighty	Of eighty and under ninety	Of ninety and under one hundred	Of one hundred and upwards	FEMALES: Under five years of age	Of five and under ten	Of ten and under fifteen	Of fifteen and under twenty	Of twenty and under thirty	Of thirty and under forty	Of forty and under fifty	Of fifty and under sixty	Of sixty and under seventy	Of seventy and under eighty	Of eighty and under ninety
		under 5	5 to 10	10 to 15	15 to 20	20 to 30	30 to 40	40 to 50	50 to 60	60 to 70	70 to 80	80 to 90	90 to 100	100, &c.	under 5	5 to 10	10 to 15	15 to 20	20 to 30	30 to 40	40 to 50	50 to 60	60 to 70	70 to 80	80 to 90
Pike																	8	12		9	7	1	0		
	N. Ord. Over	12	16	16	14	15	16	5	5	2					17	15	7	11	10	10	5	3	7		
	John Hutcheson	1	1				1			1					1	2				1					
	Joseph Handcock	1								1										1			1		
	Silas Coggin	3				2													1						
	William Penning[illegible]	"				1									1								1		
	Griffin Crook	1	3	1				1							"	1				1					
	Randolph Holland	"				1		1										1							
	Isaac S. Wilding	1				1									"			1							
	Willis Handcock	1				1									1					1					
	William Collins		1	1				1							2	1	1	1			1				
	Peter Ahy	1	1				1								1					1					
	Henry Lawrence		1	1					1						1		2				1				
	Francis Wood	1	2			1									1					1					
	William G. Hall									1													1		
	Jordan Driver							1																	
	Reuben Westmorland				1	1			1								2		1			1			
	James Bottoms		3	1			1								2				1	1					
	James Bush	1						1		1					1	2			1						
	Aaron Lockhart					1									1				1						
	Henry Childers		1					1							2	1			1						
	Enoch Embry		2			2			1								2	1	2	1		1			
	Roland Jackson	1						1										1		1					
	Larkin Maynard	2	2					1									1	2		1					
	John J. Fielder	1		3				1								2				1					
	William Pryor	2		1	1		1								1				1						
	Isaac Smith				1	1			1								1	2				1			
	Bluford Grace	2	1	1			1								1	2				1					
	William A. White	1				1									1			1							
	[illegible]	[illegible]	34	25	17	28	21	14	9	5					34	26	17	22	19	22	9	4	3		

| | | |

108

SCHEDULE of the whole number of Persons within the District allotted to Ens

Names of Counties, City, Ward, Town, Township, Parish, Precinct, Hundred, or District.	NAMES of HEADS OF FAMILIES.	FREE WHITE PERSONS, (INCLUDING HEADS OF FAMILIES.) MALES: Under the age of 5	5 to 10	10 to 15	15 to 20	20 to 30	30 to 40	40 to 50	50 to 60	60 to 70	70 to 80	80 to 90	90 to 100	100, &c.
Pike	Nicholas Ives	32	34	25	17	23	21	14	9	5				
	John Swarts	1		1	1			1						
	Samuel Singletta	2	1	2			1							
	Chadrick Kelly	1	1				1							
	William Boland							1						
	Solomon Chauncy	1	1				1							
	John Bottom	1		1	1		1							
	Burley Byram			1	1			1						
	Benjamin Irving		2	2	1		1		1					
	Josiah Pearsall		2					1						
	Wynn Hartsfield		1	1				1						
	John Machan	1	1	2			1							
	Robert Wilmoth	1				1								
	John M Dole			1		1				1				
	Elijah Martin	1	2				1							
	Eli Benson	1					1							
	Joseph Scott	1				1			1					
	Margaret Colwell	1												
	Paul M Oliver	1		1		1								
	Wm Devaun	1	1											
	Benjamin Moody	1	2		2			1						
	Philip Scroggin	2			1		1							
	Joseph Thompson	1			2	1			1					
	Wm Thompson	1				1								
	Daniel Nations	1				1	1							
	Alexander Mackey		2		1	1			1					
	Nancy Gilmore	1				1								
	Samuel Lewis	1				1								
	Inserted on [illegible]	48	32	36	36	36	31	20	12	7				

Names of Counties, City, Ward, Town, Township, Parish, Precinct, Hundred, or District.	NAMES of HEADS OF FAMILIES.	FREE WHITE PERSONS, (INCLUDING HEADS OF FAMILIES.) FEMALES: Under the age of 5	5 to 10	10 to 15	15 to 20	20 to 30	30 to 40	40 to 50	50 to 60	60 to 70	70 to 80	80 to 90	90 to 100	100, &c.
Pike	Nicholas Ives	34	26	18	24	19	25	7	6	4				
	John Swarts		2		1	1								
	Samuel Singletta		1				1							
	Chadrick Kelly	2		1			1							
	William Boland	2	1			1								
	Solomon Chauncy	1				1								
	John Bottom		2	2				1						
	Burley Byram		1	1	2	1			1					
	Benjamin Irving				1			1						
	Josiah Pearsall	2	2				1							
	Wynn Hartsfield	1	1					1						
	John Machan		1				1							
	Robert Wilmoth					1								
	John M Dole				1	2	1			1				
	Elijah Martin	1	1				2	1						
	Eli Benson						1							
	Joseph Scott					1		1						
	Margaret Colwell		1			1			1					
	Paul M Oliver	2	1			1	1							
	Wm Devaun	1					2							
	Benjamin Moody	1	1	3				1						
	Philip Scroggin	1					2							
	Joseph Thompson						1	1		1				
	Wm Thompson	1					1	2						
	Daniel Nations	2	2	2				1						
	Alexander Mackey			1	1	1		1						
	Nancy Gilmore	2	2	3				1						
	Samuel Lewis	1												
	Inserted on [illegible]	51	45	32	31	34	32	14	7	4				

263 253



[illegible] of the whole number of Persons within the [illegible] to [illegible]

Names of Heads of Families	Males: Under five years of age	Males: Of five and under ten	Males: Of ten and under fifteen	Males: Of fifteen and under twenty	Males: Of twenty and under thirty	Males: Of thirty and under forty	Males: Of forty and under fifty	Males: Of fifty and under sixty	Males: Of sixty and under seventy	Males: Of seventy and under eighty	Males: Of eighty and under ninety	Males: Of ninety and under one hundred	Males: Of one hundred and upwards	Females: Under five years of age	Females: Of five and under ten	Females: Of ten and under fifteen	Females: Of fifteen and under twenty	Females: Of twenty and under thirty	Females: Of thirty and under forty	Females: Of forty and under fifty	Females: Of fifty and under sixty	Females: Of sixty and under seventy	Females: Of seventy and under eighty	Females: Of eighty and under ninety
	under 5	5 to 10	10 to 15	15 to 20	20 to 30	30 to 40	40 to 50	50 to 60	60 to 70	70 to 80	80 to 90	90 to 100	100, &c.	under 5	5 to 10	10 to 15 31	15 to 20 32	20 to 30	30 to 40 32	40 to 50 14	50 to 60 7	60 to 70 4	70 to 80	80 to 90
No Col Over	29	52	36	26	36	31	20	12	7					54	45	32	31	34	33	12	4	5		
William H Devine				2	1		1														1			
Phebe Hubbard																							1	
John Pryor						1			1								1	1				1		
Jesse Brown	1				1													1						
Abel Smith	2				1									1				1						
Isaac Hammon	2	3	2			1										1			1					
William Tillery	1	1	1	1			1							1	1	2			1	1				
Lyttelton Long	2	2	3			1								"		1	1		1					
Joseph Davidson		1									1			"	2			1				1		
Samuel Rutledge		2	1		1	1								2	1				1					
James Riggins	1	1	1	1				1						"	1	1	1	1		1				
John P Clegg	1	2	1	1		1								3	1	1		1						
William Carter					1									"			1							
David Hamilton		1		1	1		1							"	1	2		1		1				
Tabitha Baker			1		1									"						1				
Ransom Christian			1			1								"					1	1				
James Scoggin						1								1				1						
James Mims					1				1					"		1					1			
John Cargil								1						"	2	1	1	1		1				
John Irwin	2	2				1								1					1					
Diva Pool				1										"		1					1			
Britain Alford	1	1	1					1							1	1	1			1				
Spier Alford	1				1									"			1							
Larkin Higginson				1					1					"		1	1				1			
James Gray										1						1						1		
Sebron B Gray	1				1	1								1				1						
Wylie Maugham	1	1			2									1	1			1						
Carried over	64	69	49	35	48	40	23	15	10	1	1			65	56	46	39	45	38	17	18	8	1	
	270		48	34							353					45	40		38	19	11	7		321

SLAVES.											FREE COLORED PERSONS.											TOTAL.	WHITE PERSONS included in this Enquiry.				SLAVES AND COLORED PERSONS not included in Enquiry.		
MALES.						FEMALES.						MALES.						FEMALES.												
Under 10	10 to 24	24 to 36	36 to 55	55 to 100	100 and upwards	Under 10	10 to 24	24 to 36	36 to 55	55 to 100	100 and upwards	Under 10	10 to 24	24 to 36	36 to 55	55 to 100	100 and upwards	Under 10	10 to 24	24 to 36	36 to 55	55 to 100	100 and upwards		Under 14	14 to 25	26 to 44	45 and upwards	Under 14	14 to 25	26 to 44	45 and upwards
5	32	12	5	1	1	5	32	20	12	4	1													698							
2							2		1															10							
																								1							
																								5							
									1															3							
																								6							
																								10							
																								11							
																								6							
1	3	1				1	2	2	1															9							
																								24							
																								12							
																								2							
1		2				3	2	1	1	1														9							
																								18							
																								3							
2	1	3				3	2		3															3							
																								22							
																								7							
																								7							
																								3							
1		1				1		1																15							
						1																		4							
																								5							
3	1		2			4	3	3	2															25							
							2																	10							
1	1						2		1															12							
4	16	11	3	1		12	49	28	12	4	1													698							

No. 2 SCHEDULE of the whole number of Persons within the District entitled to Vo

Names of Heads of Families	FREE WHITE PERSONS, (INCLUDING HEADS OF FAMILIES.) MALES: Under the years of age	5 to 10	10 to 15	15 to 20	20 to 30	30 to 40	40 to 50	50 to 60	60 to 70	70 to 80	80 to 90	90 to 100	100 & upw.	FEMALES: Under the years of age	5 to 10	10 to 15	15 to 20	20 to 30	30 to 40	40 to 50	50 to 60	60 to 70	70 to 80	80 to 90	90 to 100	100 & upw.
	under 5	5 to 10	10 to 15 43	15 to 20 34	20 to 30	30 to 40	40 to 50	50 to 60	60 to 70	70 to 80	80 to 90	90 to 100	100 & upw.	under 5	5 to 10	10 to 15 45	15 to 20 40	20 to 30 45	30 to 40 38	40 to 50 19	50 to 60 17	60 to 70 7	70 to 80	80 to 90	90 to 100	100 & upw.
Nicholas Over	1	1	1	2	1	1	1	1	1					1	1		1	1								
Stephen Williams	1			1		1								1	1		1	1								
Edmond Brown	1				1																					
Richard Mynatt	2	1	1				1							1	1	1	2			1						
Isaac W Kinsey					1									2				1								
Leonard Harris			1			1								1	1				1							
Nancy Harris			1	1				1						1	1		2			1						
George Philips	1				1		1												1							
Peyton Boyd	1				1			1						1				1	1							
Abner Johnson	1	1	1	1		1								2		1	1									
William Tipton								1													1					
Henry A Spencer	1					1								3				2								
James Spurlin	1				1											1	1									
William Bradley		1			1			1							1	2	1	2		1						
James H Pace				1			1								1			1		1						
Nic Urquhart	1	1	2				1													1						
James Pusley	2					1								1				1								
William Brown					1																1					
William Guyman		2			1		1							3	1	2	1		1							
Nicolas Thom	1	1				1								1	1				1							
John Wilkey					1													1								
Thomas Bolton	1	1					1							2	1	2			1							
Simon Nunn	2	2			1													1								
David Shay			2						1												1					
Eq du Baker	1		2	2			1							2	1		1	1		1						
Jesse Roles	2				1									1				1								
William Ward	1								1																	
William H Wells	1	2	1			1								1		1		1								
Carried Over.	21	14	12	7	10	8	4	3	2	0	0	0	0	55	44	56	44	56	43	23	25	13	8	0	0	0

SLAVES.												FREE COLOURED PERSONS.												TOTAL.	WHITE PERSONS included in this Enumeration.				SLAVES AND COLOURED PERSONS not included in Enumeration.			
MALES.					FEMALES.							MALES.						FEMALES.														
Of the Age of 100 Years and upwards	Of the Age of 80 and under 100 Years	Of the Age of 60 and under 80 Years	Of the Age of 45 and under 60 Years	Of the Age of 30 and under 45 Years	Of the Age of 100 Years and upwards	Of the Age of 80 and under 100 Years	Of the Age of 60 and under 80 Years	Of the Age of 45 and under 60 Years	Of the Age of 30 and under 45 Years	Of the Age of 14 and under 30 Years	Of the Age of Under 14 Years	Of the Age of 100 Years and upwards	Of the Age of 80 and under 100 Years	Of the Age of 60 and under 80 Years	Of the Age of 45 and under 60 Years	Of the Age of 30 and under 45 Years	Of the Age of 14 and under 30 Years	Of the Age of 100 Years and upwards	Of the Age of 80 and under 100 Years	Of the Age of 60 and under 80 Years	Of the Age of 45 and under 60 Years	Of the Age of 30 and under 45 Years	Of the Age of 14 and under 30 Years	Of the Age of Under 14 Years		Males.			Females.			
Number.	Number.	Number.	Number.	Number.	Number.	Number.	Number.	Number.	Number.	Number.	Number.	Number.	Number.	Number.	Number.	Number.	Number.	Number.	Number.	Number.	Number.	Number.	Number.	Number.		Under 14 Years of Age.	14 and under 45 Years of Age.	45 Years of Age and upwards.	Under 14 Years of Age.	14 and under 45 Years of Age.	45 Years of Age and upwards.	
44	12	14	8	25	38	32	26	32	23	22	18	1			1	4	12	22	22	22	28	14	23	257							
					3	1		1																5							
2						1				2								1						12							
	1						1													1	2			4							
																								13							
																								4							
1																								5							
																								6							
																								4							
																								6							
																								9							
																								2							
																								7	1						
																								3							
																								10							
																								5							
					1	1																		10							
					4																			11							
					2	1	1																	4							
1	1	1			1	2	1																	19							
																								6							
																								2							
						1																		13							
																								6							
																								4							
																								12							
																								5							
																								6							
																								8							
6	1	3	1	4	56	30	27	33	25	24	18	1			1	4	12	22	22	22	28	14	23	1154							

1154

(No. 6) 111

SCHEDULE of the whole number of Persons within the District [illegible] to Eve[illegible]

Name of County, City, Ward, Town, Township, Parish, Precinct, Hundred, or District.	NAMES OF HEADS OF FAMILIES.	FREE WHITE PERSONS, (INCLUDING HEADS OF FAMILIES.) MALES. Under five years of age.	Of five and under ten.	Of ten and under fifteen.	Of fifteen and under twenty.	Of twenty and under thirty.	Of thirty and under forty.	Of forty and under fifty.	Of fifty and under sixty.	Of sixty and under seventy.	Of seventy and under eighty.	Of eighty and under ninety.	Of ninety and under one hundred.	Of one hundred and upwards.	FEMALES. Under five years of age.	Of five and under ten.	Of ten and under fifteen.	Of fifteen and under twenty.	Of twenty and under thirty.	Of thirty and under forty.	Of forty and under fifty.	Of fifty and under sixty.	Of sixty and under seventy.	Of seventy and under eighty.	Of eighty and under ninety.
Pike		under 5	5 to 10	10 to 15 59	15 to 20 40	20 to 30	30 to 40	40 to 50	50 to 60	60 to 70	70 to 80	80 to 90	90 to 100	100, &c.	under 5	5 to 10	10 to 15 55	15 to 20 50	20 to 30	30 to 40 46	40 to 50 25	50 to 60 13	60 to 70 8	70 to 80	80 to 90
	No bet Over	81	83	60	39	58	48	26	20	13	8	1			88	66	56	56	56	48	23	15	7	1	1
	James Oharra	2	1	1				1								1			1	1					
	James Statehan	1	1				1								2					1					
	John Griffin			1	3	1		1							1	2	1				1				
	Philip Burrow	1	1	1		2			1							5	3	1		1		1			
	Robert Germany					1			1								1					1			
	James A. T. Philips				1	1											1	1				1			1
	John Reading							1							2	2	1	1		1					
	John Stewart		3	1			1								1				1						
	William Drake	2	1				1								1	1			1						
	Daniel Kent	2	1	1			1			1						1	1			1					
	William Gilbert					1				1								1	1						
	David Hicks										1													1	
	Edmond Head		2	1	1			1							1		2	1			1				
	Larkin Adams		1			1									1				1						
	Simon Lovejoy	2	2				1								1	1	1			1					
	William Carpel	1	1	1			2								1	1	1			1					
	William V. White	1	2				1								2	1				1					
	Zachary S. McElroy					1													1						
	James Reas	4				2														1					
	James Lambert	1	1	1				1							1	1	1			1					
	James Harris	1	1				1								2	1		1	1						
	Willie Brooks			1	1	1											1				1				
	Malvra Stroud					1	2																1		
	Thomas Fletcher	1	1				1								1	2				1					
	David Madin Jr.				2						1					1								1	
	Charles Kent	1		1	1				1							2	1		5		1				
	Dennis McClendon					1									1				1						
	Carraid over	[illegible]	[illegible]	70	48	71	60	31	23	15	5	1			106	88	71	54	68	39	27	18	10	8	1
			114	69	49												70	55 56		58 57	29	16	9		

SCHEDULE

SLAVES.

FREE COLORED PERSONS.

SLAVES. MALES.						SLAVES. FEMALES.						FREE COLORED PERSONS. MALES.						FREE COLORED PERSONS. FEMALES.						TOTAL.	WHITE PERSONS included in the foregoing.				SLAVES AND COLORED PERSONS included in foregoing.			
Under 10 years of age	Of 10 and under 24 years of age	Of 24 and under 36 years of age	Of 36 and under 55 years of age	Of 55 and under 100 years of age	100 years of age and upwards	Under 10 years of age	Of 10 and under 24 years of age	Of 24 and under 36 years of age	Of 36 and under 55 years of age	Of 55 and under 100 years of age	100 years of age and upwards	Under 10 years of age	Of 10 and under 24 years of age	Of 24 and under 36 years of age	Of 36 and under 55 years of age	Of 55 and under 100 years of age	100 years of age and upwards	Under 10 years of age	Of 10 and under 24 years of age	Of 24 and under 36 years of age	Of 36 and under 55 years of age	Of 55 and under 100 years of age	100 years of age and upwards		Under 14 years of age	Of 14 and under 26 years of age	Of 26 and upwards	Under 14 years of age	Of 14 and under 26 years of age	Of 26 and upwards
10	50	18	13	4	1	12	20	20	14	12	1	1						23	21	14	12	4	1	154						
1	1			2			1		1											1				5						
																								13						
																								6						
1	3	2				2	1	1																11						
1	3	2	4			5	2	2	4															27						
3	1	2				3	4	3																27						
																								22						
	1																							5						
	1					1																		5						
																								8						
																								6						
																								4						
						2	1	1																2						
																								14						
2						1	1	1																4						
																								16						
	1						1	1																11						
							1																	10						
							1																	2						
							1																	5						
							1																	5						
							1																	8						
							1	1																10						
11	3	2				2	12	1																39						
							1																	5						
							1																	5						
							1																	13						
																								4						
																								2						

(1st Ed.) 112 (2d)

SCHEDULE of the whole Number of Persons within the Limits allotted to Enu

Names of Wards, Townships, Parishes, Districts, &c.	NAMES of HEADS OF FAMILIES.	WHITE PERSONS, (INCLUDING HEADS OF FAMILIES.) MALES														FEMALES										
		Under 1 year of age	1 and under 5	5 and under 10	10 and under 15	15 and under 20	20 and under 30	30 and under 40	40 and under 50	50 and under 60	60 and under 70	70 and under 80	80 and under 90	90 and under 100	100 and upwards	Under 1 year of age	1 and under 5	5 and under 10	10 and under 15	15 and under 20	20 and under 30	30 and under 40	40 and under 50	50 and under 60	60 and under 70	70 and upwards
	No brt over	14	12	11	11	7	6	3	2	1	1					10	8	7	6	6	5	2	1	1	1	
	Jacob McClenan	1	2	1			1												1		1			1		
	Jame Kilpatrick		1	2			1									1	1				1					
	Thoma Durent	1				1										1					1			1		
	David Maddock	1	1	1			1									1	2				1					
	Isreal Richards	1					1									2				1					1	1
	Samuel Law	1	2			1		1										2	3	1		1				
	Solomon Ward	1		3		1			1									1			1					
	John Borden			1	1	1				1							2	2	3			1				
	John Martin	1	1	1					1							1	1		2	1		1				
	Henry P White	1	1	1	1			1													1					
	William Carrol	2	2			1										1	1				1					
	Sarah Hinson	1																						1		
	John Heathy	1					1									2	2	2			1	1				
	James Howard	1		1	1	1		1								1	2	1	1	2		1				
	James Mofs	1						1												1	1					1
	John Rivers	1				1										1				1						
	Wyatt Hisler	1	2				1										1	1			1					
	Larkin Sims	1	1				1									1				1						
	Rebecca Digby	1			1															1				1		
	David R Read	2				1														1						
	Jordan Milam	2	2				1										1			1						
	Thomas Johnson	1	1				1									2	3	1			1			1		
	Nancy Ellington	1	1															2		1						
	Ayram Hobbs	2					1									1	1			1						
	John Hill	1			1			1									1				1					
	Sarah Watson	1		2													1				1			1		
	Isbe Lawrence	1				1										1				1						
	Forward over	14	12	11	11	7	6	3	2	1	1					10	8	7	6	6	5	2	1	1	1	
			117	82	74														82	65		79	33	18	11	
																				66		69				

SLAVES.												FREE COLORED PERSONS.												TOTAL.	WHITE PERSONS (Indians in the Service).				PLACES AND COUNTRIES WHERE BORN, (Subjects or Citizens).			
MALES.						FEMALES.						MALES.						FEMALES.														
Under 14 years of age.	From 14 to 25 years of age.	From 26 to 44 years of age.	From 45 to 100 years of age.	Over 100 years of age.	Deaf and Dumb, between the ages of 14 and 25.

113

SCHEDULE of the whole number of Persons within the Division allotted to

Names of Districts, Towns, Parishes, Precincts, Hundreds, or District.	NAMES of HEADS OF FAMILIES.	MALES: Under five years of age	Of five and under ten	Of ten and under fifteen	Of fifteen and under twenty	Of twenty and under thirty	Of thirty and under forty	Of forty and under fifty	Of fifty and under sixty	Of sixty and under seventy	Of seventy and under eighty	Of eighty and under ninety	Of ninety and under one hundred	Of one hundred and upwards	FEMALES: Under five years of age	Of five and under ten	Of ten and under fifteen	Of fifteen and under twenty	Of twenty and under thirty	Of thirty and under forty	Of forty and under fifty	Of fifty and under sixty	Of sixty and under seventy	Of seventy and under eighty	Of eighty and under ninety
		under 5	5 to 10	10 to 15	15 to 20	20 to 30	30 to 40	40 to 50	50 to 60	60 to 70	70 to 80	80 to 90	90 to 100	100 to 110	under 5	5 to 10	10 to 15	15 to 20	20 to 30	30 to 40	40 to 50	50 to 60	60 to 70	70 to 80	80 to 90
	No. bd. over	123	117	82	78	79	70	35	26	16	5	4			132	117	82	66	63	76	37	19	11	3	4
	Lewis Borders					1												1							
	Pitt W. Millinor	1				2												1							
	Hugh Porter					1	1													1					
	William Story					2				1								1	2			1			
	James C. Holmes						1	1										1			1				
	Beverly Daniel	2		1					1						2	3	1	2		1					
	Daniel Eubanks	1	1	1	1	1		1								1	1				1				
	Daniel Beckham		1	1				1							2		2	1	1		1				
	Burdong Thornton	1	1			1									1	1			1						
	John Smith		1	2	1			1							4		1	1	1		1		1		
	Laban Beckham		1	1	1			1									1	2	1			1			
	Albert G. Beckham	2				2												1							
	Dixton Parham	1		1	2			1							1		1				1				
	Robert Hudson	1	1	1	1			1							1					1					
	Nicolas Perry							1							1	2	1			1					
	Willis Mangham			1					1							1		1			1				
	James P. Mangham					1												1							
	James Fritwell					1									1			1							
	Sarah Ann Mangham																							1	
	Denson Cross	1				1									3			1							
	William Baker		2	1	2	1			1						2			1			1				
	Ephraim Swit															3	1		1						
	Lewis Daniel	2		1			1									2	2		1						
	Joseph R. Culpepper					1	1								1	1	3		1						
	William Turner		1			1									1	1			1	1					
	Jonathan Baker		1	1				1							3	1				1					
	Willis E. Mangham					1												1							
	Carried over	155	128	95	81	96	74	44	29	17	5	1			142	119	96	81	81	86	38	22	18	4	4
			127	94													94	82		76	40	20	12		
																		83		74					

Slaves	Males					Females						Males						Females						Total	Whites					Slaves and colored persons, included in foregoing			
	Of ten and under twenty-four	Of twenty-four and under thirty-six	Of thirty-six and under fifty-five	Of fifty-five and under one hundred	Of one hundred and upwards	Under ten years of age	Of ten and under twenty-four	Of twenty-four and under thirty-six	Of thirty-six and under fifty-five	Of fifty-five and under one hundred	Of one hundred and upwards	Under ten years of age	Of ten and under twenty-four	Of twenty-four and under thirty-six	Of thirty-six and under fifty-five	Of fifty-five and under one hundred	Of one hundred and upwards	Under ten years of age	Of ten and under twenty-four	Of twenty-four and under thirty-six	Of thirty-six and under fifty-five	Of fifty-five and under one hundred	Of one hundred and upwards		Whites	Whites	Whites	Whites	Aliens	Whites	Whites	Whites	Whites
																								1644									
																								1646									
	74	50	21	6	22	72	66	45	18	3														1647									
																								2									
1	3						3																	11									
	1																							4									
																								7									
2	1	1				1	1																	10									
		3		1			1			1														19									
																								9									
																								10									
																								6									
		9					1		1															17									
2		1				4	1	1																18									
							2																	7									
																								8									
2			1			3	2																	15									
2		1				1	1																	11									
	2		1			1	1		1															11									
	1																							3									
	1	1				1	1																	8									
	1						1																	3									
																								3									
																								11									
												3		1				4	3	1				12									
1	2	3				4	1		1															21									
	3	2	2			1	4	1																23									
																								4									
																								8									
	4		1			1	2		1															11									
	23	45	26	7	4	94	107	46	22	4		3		1				4	3	1				1912									
							108	46	1															1917									
																								1915									

SCHEDULE of the whole number of Persons within the District allotted to

Number of Houses in order of Visitation	NAMES of HEADS OF FAMILIES	FREE WHITE MALES, (INCLUDING HEADS OF FAMILIES)													FREE WHITE FEMALES											FREE COLORED PERSONS		SLAVES	
		Under the age of 5	5 to 10	10 to 15	15 to 20	20 to 30	30 to 40	40 to 50	50 to 60	60 to 70	70 to 80	80 to 90	90 to 100	100, &c.	Under the age of 5	5 to 10	10 to 15	15 to 20	20 to 30	30 to 40	40 to 50	50 to 60	60 to 70	70 to 80	80 to 90	90 to 100	100, &c.		
		under 5	5 to 10	10 to 15	15 to 20	20 to 30	30 to 40	40 to 50	50 to 60	60 to 70	70 to 80	80 to 90	90 to 100	100, &c.	under 5	5 to 10	10 to 15	15 to 20	20 to 30	30 to 40	40 to 50	50 to 60	60 to 70	70 to 80	80 to 90	90 to 100	100, &c.		
1	N. Brooks	13	13	10	6	9	7	4	2	1	1	1			14	11	8	5	4	7	3	2	1						
	Absalom T. Dawkins	1				1									1				1										
	Robert Bell	1	1	2				1							2	3	1	1		1					1				
	Thomas A. Foster	2				1										1			1										
	Samuel Leake		1	2		1			1							1				1									
	Joshua Grace	1	1	1	2			1							1	1	1			1	1						1		
	Abs. W. Humphreys	1					1								1	1			1						1				
	Charles M. Dowell	1	1			2	1								1	1			1										
	Lindsay Fancaster		1					1												1									
	Robert Bryan	1	2	1				1							1	1				1									
	James Gilbert	1				1									1			1											
	Absalom M. Daniel	1				1													1										
	James Joiner	1				1									2														
	Gibson Joiner	1	2	2	1	1			1									1	1		1								
	Thomas Leake	1								1												1							
	John Leake	1					1												1										
	Joseph Story	1				1												1	1		1								
	Mathew Walker					1				1										2				1					
	Silas Smith	1																							1				
	Martha Knight	1	1	2	2	1										1	1				1								
	Elizabeth Smith	1	1		1	1										2	1	1		1									
	John Thornton	1	1				1								2				1										
	Wyatt Hicks	2	1				1								1				1										
	George Gandy	2					1								1	2	2	1	1	1	1								
	Isaac Grimes	2					1								1	3	2		1										
	John S. Rudder	1	1	1			1								1				1										
	Allen Brayden	1				1									2				1										
	Church Williams	1		1			1									3			1	1					1				
	Forward over	134	134	107	67	103	87	52	45	21	13	6	1		152	152	103	87	88	81	45	21	13	6	1				

[illegible] Geo

SLAVES. Males: Under 10 years of age	Males: 10 to 24	Males: 24 to 36	Males: 36 to 55	Males: 55 to 100	Males: 100, &c.	Females: Under 10 years of age	Females: 10 to 24	Females: 24 to 36	Females: 36 to 55	Females: 55 to 100	Females: 100, &c.	FREE COLORED PERSONS. Males: Under 10 years of age	Males: 10 to 24	Males: 24 to 36	Males: 36 to 55	Males: 55 to 100	Males: 100, &c.	Females: Under 10 years of age	Females: 10 to 24	Females: 24 to 36	Females: 36 to 55	Females: 55 to 100	Females: 100, &c.	TOTAL	WHITE persons included in the foregoing: Under 14	14 to 25	25, &c.	[illegible]	[illegible]	SLAVES AND COLORED PERSONS included in foregoing: Under 14	14 to 25	25, &c.	[illegible]
13	43	26	7			94	107	44	22	4		3		1				4	3	1				1915 ~~1917~~ ~~1918~~							1		1
1	1					1	4																	13									
3	1								1															19									
"	"	"				"	"	"	"															5									
3	4					4	1	1																22									
																								10									
																								5									
1	1	1				2	1																	14									
						7	1	2																15									
																								8									
																								5									
																								2									
																								5									
																								10									
																								2									
																								2									
																								3									
																								5									
	1						1		1															4									
																								9									
1								2																12									
																								4									
								1																6									
																								8									
																								10									
							1																	5									
																								4									
1							1																	10									
2	52	27	7		108	~~117~~ 118	~~53~~ 52	24	4		3		1					4	3	1				2135 ~~2132~~ 2130							1		1

SCHEDULE of the whole number of Persons within the District of [illegible]

Number of the Dwelling House, according to the order of visitation	NAMES of HEADS OF FAMILIES	FREE WHITE MALES, (INCLUDING HEADS OF FAMILIES.)													FREE WHITE FEMALES, (INCLUDING HEADS OF FAMILIES.)										
		Under the age of 5 years	Of 5 and under 10	Of 10 and under 15	Of 15 and under 16	Of 16 and under 18	Of 18 and under 21	Of 21 and under 26	Of 26 and under 30	Of 30 and under 40	Of 40 and under 50	Of 50 and under 60	Of 60 and under 70	Of 70 and under 80	Of 80 and under 90	Of 90 and under 100	Of 100 and upwards	Under the age of 5 years	Of 5 and under 10	Of 10 and under 15	Of 15 and under 16	Of 16 and under 18	Of 18 and under 21	Of 21 and under 26	Of 26 and under 30	Of 30 and under 40	Of 40 and under 50	Of 50 and under 60	Of 60 and under 70	Of 70 and under 80	Of 80 and under 90	Of 90 and under 100	Of 100 and upwards
		number 5	5 to 10	10 to 15	15 to 16	16 to 18	18 to 21	21 to 26	26 to 30	30 to 40	40 to 50	50 to 60	60 to 70	70 to 80	80 to 90	90 to 100	100 & up	number 5	5 to 10	10 to 15	15 to 16	16 to 18	18 to 21	21 to 26	26 to 30	30 to 40	40 to 50	50 to 60	60 to 70	70 to 80	80 to 90	90 to 100	100 & up
	Nathaniel Ewers	153	139	144	67	110	83	48	31	19	5	1						157	139	105	57	103	57	45	23	13	6	1					
	Jane Livingston	1																"							1							
	Hiram Brown	1	3				1											"		2		1											
	Wyman Shipman	1				2												"			1											
	John Cameron	1									1							"							1							
	William Straalin	1	2	1	1		1											"	1	1		1											
	Joseph Scott	1		1		1												"				1											
	John Boyd	1				1												1				1											
	Benajah Miller	1	2				1											1	1			1											
	David W Story	1		1			1											"	1				1										
	Ephraim Horn	1							1									"				1			1								
	James Story			2						1								"		1		3											
	Nathan Boyd				1													"					1										
	John McClure		1				1											2	1				1										
	John Yarborough				2	1		1										1						1									
	Thomas Dubery	1	1	1	1			1										2			1		1										
	John Nicholson	1	2					1										1		1					1								
	Isaac Tunney	1	1				1											"		1					1								
	John Tunney	2				1												1				1											
	John R Eady	1					1											1	2	1			1										
	Henry Eady	1			1							1						"				1			1								
	Richard King	2	2			1												1				1											
	William D King	2	1				1											1	2			1											
	Esq Mof-	1							1									1															
	Cunel Gunn	2	2	2				1										1	1				1										
	Allen Duncan	1	1	2	3				1									2	1			1											
	Herod Brawley	1				1												1				1											
	Zepheniah Ingram	1																							1								
	Howard Nest	15	18	15	7	11	8	5	4	2	1							17	14	11	6	11	7	4	2	1							
				15		11	16													11	9		9										
				15		11														11	9		9										

| COLOR. | | |

[illegible] of [illegible] of Persons [illegible]

Number of Dwelling Houses, Families, Hundred, or District.	NAMES of HEADS OF FAMILIES.	MALES: Under five years of age	Of five and under ten	Of ten and under fifteen	Of fifteen and under twenty	Of twenty and under thirty	Of thirty and under forty	Of forty and under fifty	Of fifty and under sixty	Of sixty and under seventy	Of seventy and under eighty	Of eighty and under ninety	Of ninety and under one hundred	Of one hundred and upwards	FEMALES: Under five years of age	Of five and under ten	Of ten and under fifteen	Of fifteen and under twenty	Of twenty and under thirty	Of thirty and under forty	Of forty and under fifty	Of fifty and under sixty	Of sixty and under seventy	Of seventy and under eighty	Of eighty and under ninety
		under 5	5 to 10	10 to 15	15 to 20	20 to 30	30 to 40	40 to 50	50 to 60	60 to 70	70 to 80	80 to 90	90 to 100	100, &c.	under 5	5 to 10	10 to 15	15 to 20	20 to 30	30 to 40	40 to 50	50 to 60	60 to 70	70 to 80	80 to 90
			157	117	76												110	96	113	49	47	26	13	6	
1	No. bel. over	168	134	112	75	118	87	54	33	21	7	1			170	174	127	114	210	[illegible]	77	28	24	[illegible]	1
	Henry Crowe						1																		
	William Jay	1		1		1											1	1	1						
	Darcus Gunn	2			1	1	1								1							1	1		
	Jeremiah Atkins		1				1								2				1						
	Daniel Shipkins	1			1	1		1							2	2	1	1			1				
	Ludwell E. Malone							2											1		1				
	Thomas R. Bond						1								2				2						
	George Rousseau							1											1						
	Travis Rousseau	1	2	1				1							1	2					1				
	William Mathews	1				1									1				1						
	John Rhinan	1			1	1									1			1							
	John G. Smyley						1										1			1		1			
	Israel Martin					1				1					1	1	1				1				
	Philip Jackson		1	2							1				1	1	1				1				
	John Sessions										1					1									
	John Gossett				2				1							1		1	3		1				
	William Jones		2					1							3		1				1				
	Hardy Jones		1					1												1					
	Michael Howard	1	2				1								1	1				1					
	Thomas G. Philips	2	1		1		1								1		2			1					
	Joseph Goddard	1	1	1			1								1	1				1					
	Eley Buntyn					1													1			1			
	Jacob Ananus						1								1			1	1						
	John M. Brown	3				1												1							
	John H. Hendy	2			1		1											1			1				
	Joel Calloway	2	1			2										1		1	1						
	Sampson Warren						1								1	1	1		1	1					
	[illegible]	[illegible]	[illegible]	122	84	128	99	82	34	22	9	1			120	161	126	102	126	97	35	31	14	7	1
			169	122	83		(104)	61					915				119	103 104		96 95	57	29	13		

	TOTALS	Of one hundred and upwards	Of fifty-five and under one hundred	Of thirty-six and under fifty-five	Of twenty-four and under thirty-six	Of ten and under twenty-four	Under ten years of age	Of one hundred and upwards	Of fifty-five and under one hundred	Of thirty-six and under fifty-five	Of twenty-four and under thirty-six	Of ten and under twenty-four	Under ten years of age	Who are Deaf and Dumb, under fourteen years of age.	Who are Deaf and Dumb, of the age of fourteen and under twenty-five.	Who are Deaf and Dumb, of twenty-five and upwards.	Whites black.	ALIENS—Foreigners not naturalized.	Who are Deaf and Dumb, under fourteen years of age.	Who are Deaf and Dumb, of the age of fourteen and under twenty-five.	Who are Deaf and Dumb, of twenty-five and upwards.
		FEMALES						MALES													
1	1						1														
2	5						3	2													
3	7						3	4													
4	23					1	10	12													
5	16						6	10													
6	15						4	11													
7	(52)						12	40													
8	V10						4	6													
9	V6						3	3													
10	V12						4	8													
11	V13						5	8													
12	V14						3	11													
13	3						1	2													
14	9						3	6													
15	4						1	3													
16	5						2	3													
17	7						2	5													
18	9						3	6													
19	1						1														
20	3						1	2													
21	11						3	8													
22	13						3	10													
23	6						2	4													
24	(10)						3	7													
25	8						2	6													
26	2						1	1													
27	2						1	1													
28	1						1														
29	1						1														
30	1						1														

MALE

| | | |

SLAVES.										FREE COLORED PERSONS.										TOTAL	WHITE PERSONS employed in the Navigation.				SLAVES employed in the Navigation.		
MALES.				FEMALES.						MALES.						FEMALES.											
Under 10 years of age	Of 10 and under 24	Of 24 and under 36	Of 36 and under 55	Under 10 years of age	Of 10 and under 24	Of 24 and under 36	Of 36 and under 55	Of 55 and upwards		Under 10 years of age	Of 10 and under 24	Of 24 and under 36	Of 36 and under 55	Of 55 and upwards		Under 10 years of age	Of 10 and under 24	Of 24 and under 36	Of 36 and under 55	Of 55 and upwards								
61	27	8	34	135	22	31	10	11	38	14	9	24	4	3	4	15	12	14	15	15	2508							
																					2446							
				1			1	2	1	2						1			1		4							
				1														3	1		5							
	1					1												1			3							
			1		1													2	1		16							
						1										1					2							
																1					7							
					1											1			2	1	13							
	1		1																2		6							
2	1	1		1												1		2	3		12							
			1	2														1			8							
																1					10							
																1					7							
					1		1									1					6							
					1														2	1	4							
				5		2		1										1			18							
2	1			1	2																21							
																					11							
																					5							
																					3							
																					5							
																					16							
																					5							
																					6							
																					10							
																					8							
																				1	16							
																					3							
37	30	8	35	154	24	34	11	13	42	16	9	24	4	3	4	17	12	14	15	15	2508							
				141	63																2447							
																					95							

11th

SCHEDULE No. of the whole number of Persons within the Districts allotted to Ens

Names of Heads of Families in the Districts allotted to Ens	NAMES of HEADS OF FAMILIES.	FREE WHITE PERSONS, (INCLUDING HEADS OF FAMILIES.) MALES: Under 5 years of age	5 to 10	10 to 15	15 to 20	20 to 30	30 to 40	40 to 50	50 to 60	60 to 70	70 to 80	80 to 90	90 to 100	100 & upw.
			145	131	87		103	65						
	N Bart Exer	21	16	14	8	14	11	6	3	2	9	1		
	Enoch Matthews		1			1		1						
	Levi Martin	2	2	1	5			1						
	Mary Martin				1									
	Elizabeth Riddlespiger	1	2	1										
	George McClain					1			1					
	Samuel McClain					1	1							
	William Harpers	1	1	2		1					1			
2	Robert Powell			1				1						
	Willis Thornton			2	2	1		1						
	Foddy Whittenton				1				1					
	William Downey	1				1								
	Benajah Wilk					1								
	Andrew Crawford		1			1	1							
	James Scott		1	2			1							
	John Marshal	1	1		1			1						
	John Akin								1					
	Josias E Dunnam	1	1				1							
	James Blankinship					1								
	Harvey Crawford		1	2			1							
	Allen Simmons	2		1	1			1						
	Charles R Johns	1					1							
	William Harris						1							
	John W Brown						1				1			
	Joseph Laurence				1		1							
	Sampson Dugger							1						
1	James Waters	1	1				1							
	Andrew Banks						1							
	Carried Over	32	18	14	10	15	11	7	4	2	1	2		
			13	14	9		11	7				1		

Names of Heads of Families in the Districts allotted to	NAMES of HEADS OF FAMILIES.	FREE WHITE PERSONS, (INCLUDING HEADS OF FAMILIES.) FEMALES: Under 5 years of age	5 to 10	10 to 15	15 to 20	20 to 30	30 to 40	40 to 50	50 to 60	60 to 70	70 to 80	80 to 90	90 to 100	100 & upw.
					117		77	62						
	N Bart Exer	30	17	12	10	14	11	8	3	1	1			
	Enoch Matthews	2	1	2	1		1							
	Levi Martin			1	1			1						
	Mary Martin												1	
	Elizabeth Riddlespiger	1	1				1							
	George McClain					1			1					
	Samuel McClain	1				1								
	William Harpers		1	1	1	1		1						
	Robert Powell				2			1						
	Willis Thornton	2	1	1				1						
	Foddy Whittenton							1						
	William Downey	2				2								
	Benajah Wilk	2				1								
	Andrew Crawford	2				1								
	James Scott	1	1		2		1							
	John Marshal	1	1	2			1							
	John Akin		1		1	3			1					
	Josias E Dunnam	2	1			1								
	James Blankinship	1			1									
	Harvey Crawford	2				1								
	Allen Simmons	1	1	1	1	1								
	Charles R Johns					1								
	William Harris	1				1								
	John W Brown	2				1								
	Joseph Laurence					1								
	Sampson Dugger						1							
1	James Waters	1				1								
	Andrew Banks	1	1	1		1								
	Carried Over	25	18	18	16	16	6	6	3	1	1			
				13	14		10	6						

SLAVES. (Deaths to white persons.) FREE COLORED PERSONS.																								TOTAL.	WHITE PERSONS included in this Enumeration.					SLAVES AND COLORED PERSONS, included in foregoing.					
MALES.						FEMALES.						MALES.						FEMALES.																	
Under 10 years of age.	Of 10 and under 24.	Of 24 and under 36.	Of 36 and under 55.	Of 55 and under 100.	Of 100 and upwards.	Under 10 years of age.	Of 10 and under 24.	Of 24 and under 36.	Of 36 and under 55.	Of 55 and under 100.	Of 100 and upwards.	Under 10 years of age.	Of 10 and under 24.	Of 24 and under 36.	Of 36 and under 55.	Of 55 and under 100.	Of 100 and upwards.	Under 10 years of age.	Of 10 and under 24.	Of 24 and under 36.	Of 36 and under 55.	Of 55 and under 100.	Of 100 and upwards.		Free White Males.					Free White Females.					
																									Under 14 years of age.					Under 14 years of age.					
2695																																		
2697																																		
8	15	32	6	2		16	44	22	35	3		15		1	1	1		4	15	15	11	1		222										
							1																1	11										
							1													1				5										
																					1			2										
																				1				17										
																								1										
																								1										
	1					1																		6										
																					1			5										
14				1	2	1																1		18										
																								8										
																								6										
1				5	3																1	1	1	11										
				2	1																1	1		9										
				1		1															1			12										
																								9										
1	1				3																		1	15										
1	1			5	4	1															1	1		21										
																								5										
4	2	1		4	5	2	1														1			27										
																								10										
																					1	1		5										
	1			1	2																1			9										
1					1	1	1																	12										
				1	1	1																		6										
1	1			1	1	1															1			9										
																						1		5										
5	2	1		10	7	5	3			1			1	2	1	1		1	2	1	1			80										
66	55	10		103	82	74	55	4	1	5			1	2	1	1		6	12	11	10	1		2695										
						170	75																	2697										

[illegible] of [illegible] Number of Persons within the Limits assigned to [illegible]

NAMES OF HEADS OF FAMILIES.	MALES														FEMALES										
	Under 5 years of age	5 and under 10	10 and under 15	15 and under 20	20 and under 30	30 and under 40	40 and under 50	50 and under 60	60 and under 70	70 and under 80	80 and under 90	90 and under 100	100 and upwards		Under 5 years of age	5 and under 10	10 and under 15	15 and under 20	20 and under 30	30 and under 40	40 and under 50	50 and under 60	60 and under 70	70 and under 80	80 and upwards	
	under 5	5 to 10	10 to 15	15 to 20	20 to 30	30 to 40	40 to 50	50 to 60	60 to 70	70 to 80	80 to 90	90 to 100	100 upwards		under 5	5 to 10	10 to 15	15 to 20	20 to 30	30 to 40	40 to 50	50 to 60	60 to 70	70 to 80	80 upwards	
[illegible] Orrs	33	34	23	22	32	25	21	12	25	10	2	1			35	18	15	11	10	16	8	9	7	3	2
Hugh Millican	1		1				1								3	2	1			1					
Samuel Mitchel	1				1										1			1	1						
Thomas B Daniel	1				2										1		1	1							
Moses Mathews	1	1			1										1	1				1					
Thomas Mangham	1	1			1	2									1				1						
John J Hoyle	1					1									1				1						
Jonny D Wilson	2					1												1							
Major Hoyle	1				1													1							
Stephen Bailey	2			1	2													1							
Francis Lewis	2	1				1									3					1					
William Cunningham	3	1		1		1									1	1			1						
John Neal	1	1		1	1	1												1				1			
Patrick Hoyle	1		1	1	1			1									2	1			1				
John L Blackman	1				1	1										1			1						
Alex Wilson	1					1										1			1						
Joseph Hinder	1	1					1								1				1						
James Andrews	1			1	2										1				1						
James A Campbell	1			1			1									1	1			1					
William B Burris	1				1										1				1						
Abram B Chapman	1					1													1						
Jedrick Daniel			1		1			1									1		1						
Jonathan Adams	1					1												2							
Egbert P Daniel	2					1												1	1						
Dempsey Butler	2	2					1								1	1			1						
Eli L Brantley	2				1														1						
Hugh G Johnson	4	2	1			1									1	1			1			1			
[illegible] Bond	3			1	1		1								2	1	1	2	1			1	2	1	
[illegible]	59	34	24	10	14	13	14	13	26	10	2	1			34	19	14	15	17	22	8	11	9	4	2

SLAVES.

FREE COLOURED PERSONS.

MALES						FEMALES						MALES						FEMALES						TOTAL
Under 10 years of age	Of 10 and under 24	Of 24 and under 36	Of 36 and under 55	Of 55 and upwards		Under 10 years of age	Of 10 and under 24	Of 24 and under 36	Of 36 and under 55	Of 55 and upwards		Under 10 years of age	Of 10 and under 24	Of 24 and under 36	Of 36 and under 55	Of 55 and upwards		Under 10 years of age	Of 10 and under 24	Of 24 and under 36	Of 36 and under 55	Of 55 and upwards		
200	30	14				163	96	58	18	12		13	1	1	1	1		4	5	3	1	1		397
							1														1			1
1						2	1																	4
																								6
																								10
		1					1																	12
2	1																							7
																								1
																								3
3						3	1																	10
1							1																	8
2							2																	13
2	1					2	1		2															15
3	1						3	2	1															17
6	1	1		1		13	3	4	1															39
							1																	16
1		1						1																9
							1																	10
		1							1															7
																								4
									1															3
2						2	2	1																14
1						1		1																6
						1	1		1				2											11
3																1								9
																								4
							1																	10
																								10
15	39	11	14	1	58	182	86	46	17	12	5	2	1	1	11	12	4	3	4	18	11	6	3	260

182 86

3260
258

120

SCHEDULE of [illegible] number of Persons within the Division allotted

Names of Counties, Towns, Districts, Provinces, Hundred, or District	NAMES OF HEADS OF FAMILIES	MALES: Under five years of age	Of five and under ten	Of ten and under fifteen	Of fifteen and under twenty	Of twenty and under thirty	Of thirty and under forty	Of forty and under fifty	Of fifty and under sixty	Of sixty and under seventy	Of seventy and under eighty	Of eighty and under ninety	Of ninety and under one hundred	Of one hundred and upwards	FEMALES: Under five years of age	Of five and under ten	Of ten and under fifteen	Of fifteen and under twenty	Of twenty and under thirty	Of thirty and under forty	Of forty and under fifty	Of fifty and under sixty	Of sixty and under seventy	Of seventy and under eighty	Of eighty and under ninety
		under 5	5 to 10	10 to 15	15 to 20	20 to 30	30 to 40	40 to 50	50 to 60	60 to 70	70 to 80	80 to 90	90 to 100	100, &c.	under 5	5 to 10	10 to 15	15 to 20	20 to 30	30 to 40	40 to 50	50 to 60	60 to 70	70 to 80	80 to 90
			211	147	106	167	131	75									140	133		111	67	37	16		
	No. Bot. Over	257	[illegible]	146	107	170	137	74	15	26	10	2			249	195	141	151	174	112	66	40	17	8	2
	Dred Freeman		1	1		3	1									1	2	1							
	Timothy Ford					1									2		1								
	John J. Fletcher	1	3				1								1				1						
	Francis P. Martin	1	1	1	1	1			1						1	2				1					
	John G. Butler				1	2			1							1	1								
	William Walter		1	1				1							1		1				1				
	David A. Karner	1					1								1				1						
	Samuel Buffington			2	1				1							1			2		1				
	David Montgomery		2	1	1			1									1	1			1				
	Benjamin G. Brown	2					1									2				1					
	William Horton	1	1	1	1			1								1		1		1					
	Lemuel Owens				1	1				1								1					1		
	Henson Purnell	1		1				1							1	1		1	1	1					
	Samuel M. Ship				1	1											1	1				1			
	Robert Allen	1	2	1		1	1								1	1	1			1					
	Elijah Chapman					1													1						
	John Moore	1	3	3				1							2	1				1					
	Aaron Smith		1	1				1							2			1		1					
	Sarah Smith																		1					1	
	Martha Holsey				1	1											1			1					
	Martin Pitts	2	2	1	1		1													1					
	Evans Shannon	2				1	1												1						
	Gabriel Clemment	2	1	2					1						1	1	1			1					
	Thomas R. Bishop					1									1				1						
	William J. Ellis		1	1		2									2	1				1					
	James H. Robertson	1	1			1									2	1			1						
	Thomas Cargill										1												1		
	Carried over	[illegible]	[illegible]	165	117	187	134	80	47	27	11	2			267	207	151	140	188	123	64	41	17	9	2
			231	164	116	184	138	79	49				1256				150	141 142	184	122	68 71	38	18		

SCHEDULE 2. Inhabitants in [illegible] County, [illegible]

SLAVES. MALES. Of 24 and under 36	Of 36 and under 55	Of 55 and under 100	Of 100 and upwards	SLAVES. FEMALES. Under 10 years of age	Of 10 and under 24	Of 24 and under 36	Of 36 and under 55	Of 55 and under 100	Of 100 and upwards	FREE COLORED PERSONS. MALES. Under 10 years of age	Of 10 and under 24	Of 24 and under 36	Of 36 and under 55	Of 55 and under 100	Of 100 and upwards	FREE COLORED PERSONS. FEMALES. Under 10 years of age	Of 10 and under 24	Of 24 and under 36	Of 36 and under 55	Of 55 and under 100	Of 100 and upwards	TOTAL.	White Persons included in the foregoing. Deaf and Dumb under 14 years of age	Deaf and Dumb between 14 and 25 years of age	Blind	ALIENS.	SLAVES AND COLORED PERSONS included in foregoing. Deaf and Dumb under 14 years of age	Deaf and Dumb between 14 and 25 years of age	Blind	Aliens
162	2332	11	1	185	188	82	46	7		3	2	1				4	8	1				3256						1		1
2					2																	3260								
					1																	1616								
					1																	5								
																						11								
																						11								
																						8								
																						7								
																						1								
																						8								
																						8								
1																						7								
																						84								
																						5								
	1				1																	10								
																						5								
1	1				1	1																14								
																						2								
																						12								
	1			1	1	1	1															14								
5	1	1		1		1	2															15								
				1	2	1																9								
3					1																	8								
																						10								
																						10								
																						5								
1	1			1	1	1																15								
1																						8								
																						2								
77	41	11		195	250	91	49	7		5	2	1				4	8	1				3491 3489						1		1

121

SCHEDULE of the whole number of Persons within the Division of [illegible]

Names of Townships, Towns, Precincts, Hundreds, or Districts	NAMES of HEADS OF FAMILIES.	FREE WHITE PERSONS, (INCLUDING HEADS OF FAMILIES.) MALES: Under the age of 5 years	5 to 10	10 to 15	15 to 20	20 to 30	30 to 40	40 to 50	50 to 60	60 to 70	70 to 80	80 to 90	90 to 100	100, &c.	FEMALES: Under the age of 5 years	5 to 10	10 to 15	15 to 20	20 to 30	30 to 40	40 to 50	50 to 60	60 to 70	70 to 80	80 to 90	90 to 100	100, &c.
		under 5	5 to 10	10 to 16	16 to 26	26 to 45	45 to 26	26 to 26	26 to 26	26 to 70	70 to 80	80 to 90	90 to 100	100, &c.	under 5	5 to 10	10 to 16	16 to 26	26 to 45	45 to 26	26 to 26	26 to 70	70 to 80	80 to 90	90 to 100	100, &c.
	No told over	20	24	16	17	17	13	8	4	2	1	2			36	20	15	14	15	12	8	4	1	2		
	James Holloway	1					1								"			1								
	Edward M. Elroy	2	1		2	1		1							"		3			1						
	Samuel Lapeter	1	1	1		1		1							1		1			1						
	John Ward	1	1	1				1							"	1				1						
	John Buffington	1	"			1		1							"	1		1		1						
	Needham Norris	1			1				1									2		1						
	John Payne	1	1	1				2	1							1		1		1		1				
	William Penman	1	1	2	1		1								3	1		1	1							
	Stephen Ellis	1		1		2			1								1			1						
	Abraham Hendrick	1	1				1								"	1			1							
	George Forgum	1			1														1							
	Solomon Seymour	1			1			1							1	1			1		1					
	Green Hill	1				1													1							1
	Thomas Hill	2				1									1				1							
	Asa Gaumer	1		1		1									2	2	2			1						1
	Richard Ellis	1				1																				
	James Atkinson	1							1							1						1				
	Charles Pearson	1		1		1									1				1	1	1	1		1		
	Moses Moore	2				2														1	1	1		1	1	
	Joshua Braday	1	1	1	1		1									2	2			1	1					
	James Dorsett	1	1			1									1				1							
	Thomas Dorsett	1		1				1									1		1	1		1				
	William Dorsett	1				1													1							
	James Daniel	2	2				1									1	1		1	1						
	Lyon R Ballard	3	3	2		1													1	1	1					1
	Ethan Davis	1	1			1	1								2	1			1							
	Hezekiah Gradon	1					1								1	2			1							
	Seventeen	83	44	34	31	32	32	16	12	4	1	2			58	44	32	18	27	25	22	9	2	2		1

244 177 120 199 140 52 161 149 150 196 127 76 79 39 20

SLAVES. MALES. Of ten and under twenty-five	Of twenty-five and under thirty-five	Of thirty-five and under fifty-five	Of fifty-five and under one hundred	Of one hundred and upwards	FEMALES. Under ten years of age	Of ten and under twenty-five	Of twenty-five and under thirty-five	Of thirty-five and under fifty-five	Of fifty-five and under one hundred	Of one hundred and upwards	FREE COLORED PERSONS. MALES. Under ten years of age	Of ten and under twenty-five	Of twenty-five and under thirty-five	Of thirty-five and under fifty-five	Of fifty-five and under one hundred	Of one hundred and upwards	FEMALES. Under ten years of age	Of ten and under twenty-five	Of twenty-five and under thirty-five	Of thirty-five and under fifty-five	Of fifty-five and under one hundred	Of one hundred and upwards	TOTAL	WHITE PERSONS included in the foregoing. Who are Deaf and Dumb, under fourteen years of age	Who are Deaf and Dumb, of the age of fourteen and under twenty-five	Who are Deaf and Dumb, of twenty-five and upwards	Who are blind	ALIENS—Foreigners not naturalized	SLAVES AND COLORED PERSONS, included in foregoing. Who are Deaf and Dumb, under fourteen years of age	Who are Deaf and Dumb, of the age of fourteen and under twenty-five	Who are Deaf and Dumb, of the age of twenty-five and upwards	Who are blind
10 to 24	24 to 36	36 to 55	55 to 100	100, &c.	under 10	10 to 24	24 to 36	36 to 55	55 to 100	100, &c.	under 10	10 to 24	24 to 36	36 to 55	55 to 100	100, &c.	under 10	10 to 24	24 to 36	36 to 55	55 to 100	100, &c.	3489 ~~3491~~	under 14	14 to 25	25, &c.			under 14	14 to 25	25, &c.	
174	77	41	11	1	193	~~[illegible]~~ 200	~~[illegible]~~ 41	~~[illegible]~~ 44	7		3	2	1				4	3	1				~~[illegible]~~							1		1
	1																						3									
2	1	1			3	4	1																25									
																							8									
																							6									
																							5									
																							5									
1	1				2	1	1	1															19									
																							12									
									1														8									
																							5									
						1																	1									
																							7									
																							2									
																							5									
																							11									
1						1																	3									
1	2				4	3	1																16									
1																							5									
																							4									
																							9									
																							4									
																							6									
																							2									
												1						2					10									
						1						1											14									
																							7									
																							6									
[illegible]	58	42	11		203	~~[illegible]~~	~~[illegible]~~	~~[illegible]~~	8		3	4	1				4	5	1				~~[illegible]~~							1		1
						211	94	50															~~3702~~ 3700									

122

SCHEDULE 1 of the whole number of Persons within the District mentioned to

Name of County, City, Ward, Township, Parish, Precinct, Hundred, or District.	NAMES of HEADS OF FAMILIES.	WHITE FREE PERSONS, (INCLUDING HEADS OF FAMILIES.) MALES. Under five years of age	Of five and under ten	Of ten and under fifteen	Of fifteen and under twenty	Of twenty and under thirty	Of thirty and under forty	Of forty and under fifty	Of fifty and under sixty	Of sixty and under seventy	Of seventy and under eighty	Of eighty and under ninety	Of ninety and under one hundred	Of one hundred and upwards.	FEMALES. Under five years of age	Of five and under ten	Of ten and under fifteen	Of fifteen and under twenty	Of twenty and under thirty	Of thirty and under forty	Of forty and under fifty	Of fifty and under sixty	Of sixty and under seventy	Of seventy and under eighty	Of eighty and under ninety
Pike		under 5	5 to 10	10 to 15	15 to 20	20 to 30	30 to 40	40 to 50	50 to 60	60 to 70	70 to 80	80 to 90	90 to 100	100, &c.	under 5	5 to 10	10 to 15	15 to 20	20 to 30	30 to 40	40 to 50	50 to 60	60 to 70	70 to 80	80 to 90
	No. 1st Circ	274	244	177	120	199	146	86	52	31	11	2			281	222	161	150	196	127	76	39	20	2	2
	Yorquet Deandy	2	1	2				1								1		1		1					
	John Norman	1	1		1			1							1	1	1				1				
	Abraham Beck	1				2																			
	William Yancy	2	1				1								1	1				1					
	John Grisham	1	1	1	1	1		1												1					
	John Green	2	2		2	1		1							1		3				1				
	Abraham Hall							1													1				
	William McCulloch	2	1					1											1		1				
	Nancy Hamblin																			1					
	Hayward Gill	1	1	1			1									1			1						
	Spencer Hammer	2					1									1	1			1					
	Arthur Kemp	1				2									1	1			1						
	James Brown	2	2					1							1	1			1						
	Eph Mar									1												1			
	John Seay	3	3					1								1				1					
	Sarah Taylor	1		1	1											2	2			1					
	Margaret Thrower																					1			
	Joseph B Adkins						1													1					
	Henry McClary					1									1		1								
	Henry Tunbridge	1		1			1								1		1		1						
	Gyrus S. Hunt					1																1			
	James Chapman					1													1						
	Berry B Lynch	2					1								1	1			1						
	James Hall	1				1													1						
	William Dominick					1									2	2				1					
	Charles Huckaby		2	1	1		1								1		2			1					
	Thomas J Gill							1							1			1			1				
	Total	39	24	155	124	213	149	94	54	31	11	3			292	255	179	154	246	137	82	44	22	4	4
			260	184	126	210	155	2	85								171	152 153	205	136 84		41	21		

Heads of families in the Charlestown County District (or Township) of CLAY COUNTY

SLAVES. MALES. Of one year and under two	Of two and under ten years	Of ten and under twenty-four	Of twenty-four and under forty-five	Of forty-five and upwards	FEMALES. Under one year of age	Of one and under twenty-four	Of twenty-four and under forty-five	Of forty-five and upwards	FREE COLORED PERSONS. MALES. Under ten years of age	Of ten and under twenty-four	Of twenty-four and under forty-five	Of forty-five and upwards	FEMALES. Under ten years of age	Of ten and under twenty-four	Of twenty-four and under forty-five	Of forty-five and upwards	TOTAL.	WHITE PERSONS included in this foregoing. Who can Read and Write. Between years of age	Who can Read and Write. Between years of age	Who can Read and Write.	Who cannot Read and Write.	ALIENS.	SLAVES AND COLORED PERSONS included in foregoing. Who can Read and Write. Between years of age	Who can Read and Write. Between years of age	Who can Read and Write.	Who cannot Read and Write.
					Under ten years of age	Of ten and under twenty-four	Of twenty-four and under forty-five	Of forty-five and upwards	Under ten years of age	Of ten and under twenty-four	Of twenty-four and under forty-five	Of forty-five and upwards	Under ten years of age	Of ten and under twenty-four	Of twenty-four and under forty-five	Of forty-five and upwards										
																	3700									
																	3702									
154	82	42	11	1	202	211	84	54	8	3	4	1					4	5	1				1			1
1	3		1		1	2	1	1																		
"	"				"																					
1	1	1			1	2																				
					1	2	1																			
							1																			
1	1					1																				
					"																					
					"																					
					1	1																				
					1	1	2																			
2	1				1	1																				
					1																					
1	1				1	1																				
					1																					
1						1																				
7	89	43	12	1	211	221	100	54	8	3	4	1					4	5	1				1			1
					29												3912									
																	3910									

SCHEDULE of the whole number of Persons within the Division allotted to [illegible]

Name of Counties, City, Town, Township, Parish, Precinct, Hundred, or District.	NAMES OF HEADS OF FAMILIES.	FREE WHITE PERSONS, (INCLUDING HEADS OF FAMILIES.) MALES. Under five years of age.	Of five and under ten.	Of ten and under fifteen.	Of fifteen and under twenty.	Of twenty and under thirty.	Of thirty and under forty.	Of forty and under fifty.	Of fifty and under sixty.	Of sixty and under seventy.	Of seventy and under eighty.	Of eighty and under ninety.	Of ninety and under one hundred.	Of one hundred and upwards.	FEMALES. Under five years of age.	Of five and under ten.	Of ten and under fifteen.	Of fifteen and under twenty.	Of twenty and under thirty.	Of thirty and under forty.	Of forty and under fifty.	Of fifty and under sixty.	Of sixty and under seventy.	Of seventy and under eighty.	Of [illegible]
Pike		under 5	5 to 10	10 to 15	15 to 20	20 to 30	30 to 40	40 to 50	50 to 60	60 to 70	70 to 80	80 to 90	90 to 100	100, &c.	under 5	5 to 10	10 to 15	15 to 20	20 to 30	30 to 40	40 to 50	50 to 60	60 to 70	70 to 80	80 to 90
			262	184	126	210	153		53								171	155	205	136	84	41	21		
	Robert Over	298	[illegible]	183	127	213	149	94	54	31	11	3			292	255	172	151	206	137	83	44	22	9	4
	Peach Bledsoe	1	1				1								1	1	1		1						
	Benjamin Bryant	1	3				1								1		1		2						
	John H. Williams	2				1													1						
	James B. Gillaspie		1	1		1	1								1	1	1			1					
	Zachariah Lawrence					1													1						
	Irby Stamper					1	1									1				1					
	Alexander Thompson	1	1			1									1				1						
	William Green		1			1									2	1			1						
	Milus S. Murdock		1			1									2	1				1					
	William M. Bethune					1									2			1							
	Hubbard Williams	1	2	1				1							1	2				1					
	John Coggin					1			1									1	1		1				
	John Reid	1		1	1	1		1									1				1				
	James Langley			1	2					1					1		1	1			1				
	Jonathan Baker	2	1					1							2				1	1					
	Robert Kimbrel	1					1								2	1			1						
	Isaac P. Hall			1	1	1									1		1		1		1				
	Wilson Scott	1		1			1									1			1						
	David Huckeby	2	2		1			1							1		1			1					
	David Riddle	1					1								2				1						
	James Lowrey			2				1								1		2			1				
	Daniel Slaton	2				1									1	2			1						
	Miles Parker	1					1								1	2				1					1
	Isaac Morris		1		1				1			1									1				
	James E. Johnson		2			1													1						
	Stephen Scott					1	1									1			1						
	John Rolin						1											1							
	Carried over	325	277	191	135	227	157	99	56	32	11	4			314	250	179	157	222	144	58	44	22	9	5
			276	192	132	224	163		55				1553				178	158 159	221	143	87 99	41	21		5

SLAVES.												FREE COLORED PERSONS.												TOTAL.	WHITE PERSONS included in the foregoing.					SLAVES AND COLORED PERSONS included in foregoing.			
MALES.						FEMALES.						MALES.						FEMALES.															
Under 10 years of age	10 to 24	24 to 36	36 to 55	55 to 100	100, &c.	Under 10	10 to 24	24 to 36	36 to 55	55 to 100	100, &c.	Under 10 years of age	10 to 24	24 to 36	36 to 55	55 to 100	100, &c.	Under 10	10 to 24	24 to 36	36 to 55	55 to 100	100, &c.									
39 10																																
19	8	2	2			3	1		1									2	1		1											
																								7								
						1	2																	15								
																								4								
						1																		18								
																								2								
																								4								
																								5								
							1																	16								
																								6								
							1																	7								
							"																	9								
1							1	1																9								
4	1						4	2	1															22								
							"																	8								
2	1						3	2	1															18								
																								6								
																								7								
																								5								
																								9								
1							3	2																11								
																								7								
																								7								
																								7								
							1			1														8								
																								4								
																								4								
								2	1															4								
90	44	12				225	252	103	52	8		3	4	1		11		4	5					1028						1		1
							233	102	52															1019								
																								1017								

(No. 4) 124

SCHEDULE of the whole number of Persons within the Division allotted to E

Name of County, City, Ward, Town, Township, Parish, Precinct, Hundred, or District.	NAMES OF HEADS OF FAMILIES.	FREE WHITE PERSONS, (INCLUDING HEADS OF FAMILIES.) MALES. Under five years of age	Of five and under ten	Of ten and under fifteen	Of fifteen and under twenty	Of twenty and under thirty	Of thirty and under forty	Of forty and under fifty	Of fifty and under sixty	Of sixty and under seventy	Of seventy and under eighty	Of eighty and under ninety	Of ninety and under one hundred	Of one hundred and upwards	FEMALES. Under five years of age	Of five and under ten	Of ten and under fifteen	Of fifteen and under twenty	Of twenty and under thirty	Of thirty and under forty	Of forty and under fifty	Of fifty and under sixty	Of sixty and under seventy	Of seventy and under eighty	Of eighty and under ninety
Pike		under 5	5 to 10	10 to 15	15 to 20	20 to 30	30 to 40	40 to 50	50 to 60	60 to 70	70 to 80	80 to 90	90 to 100	100, &c.	under 5	5 to 10	10 to 15	15 to 20	20 to 30	30 to 40	40 to 50	50 to 60	60 to 70	70 to 80	80 to 90
	No. brought over	315	276	192	132	224	163	99	55	32	11	4			314	250	178	159	321	143	97	41	21	9	5
	Dennis Maddin	"		2	1			1								1	1	1							
	Henry Williamson	1		1	1			1							1	1		1		1					
	Asa Sessions	1	1	1				1							2	1	1			1					
	Isaac B Williamson	1						1										1							
	Wilkins Harper	2		1		1	1								1	1	1			1					
	Robert Simmons		1	2		1			1						1						1				
	Leonard Worthy	"						1								1			1						
	Robert Walker	1				1												1							
	John Dorsee	"			1	1									2	1			1						
	Ignatius Tirrel		1			1									1				1						
	Clement J. Allen		1			1													1						
	Asa Peugh	1				1									"	1			1						
	Henry C Moss	"				1									1				1						
	William Buxton	3	1	1			1									1			1						
	Winney Barfield		1				1	1												1	1		1		
	Drury Payton	1				1													1						
	Burrel Orr				1			1									1				1				
	Mathew Orr	1	2				1								1				1						
	John Borders		1	1		1											1			1					
	Daniel Orr									1							1						1		
	William Jones						1																		
	Uriah Askew	3					1													1					
	John Farley						1													1					
	Joseph Deason	2		1	1		"	1							1	1	1			1					
	Richard Lawrence	1	1	1			1								1	1			1						
	John McGinty									1							1		1			1			
	Jacob Gilders	1		1	1			1							3	1	2		1						
	Carried out	322	287	203	139	236	168	108	57	84	11	4			329	261	189	161	324	152	92	25	9	5	5
			286	204	138	237 234	167 171		56				1580				188	162 163	233	151	90 93	45 42	24 23	9	

Census of [illegible] Middlebury [illegible] District for Elections — SCHEDULE — G 21

SLAVES. (Inhabitants to whom slaves belong.)												FREE COLORED PERSONS.												TOTAL.	WHITE Persons included in the foregoing.					SLAVES AND COLORED PERSONS, included in foregoing.					
MALES.						FEMALES.						MALES.						FEMALES.																	
Of one year old	Of one and under ten years	Of ten and under twenty-four	Of twenty-four and under one hundred	Of one hundred and upwards		Under one year old	Of one and under ten years	Of ten and under twenty-four	Of twenty-four and under one hundred	Of one hundred and upwards		Under one year old	Of one and under ten years	Of ten and under twenty-four	Of twenty-four and under one hundred	Of one hundred and upwards		Under one year old	Of one and under ten years	Of ten and under twenty-four	Of twenty-four and under one hundred	Of one hundred and upwards			Of one year old	Of one and under ten years	Of ten and under twenty-four	Of twenty-four and under one hundred	Of one hundred and upwards		Of one year old	Of one and under ten years	Of ten and under twenty-four	Of twenty-four and under one hundred	Of one hundred and upwards	
						Under 10	10 to 24	24 to 55	55 to 100	100 & up.		Under 10	10 to 24	24 to 55	55 to 100	100 & up.		Under 10	10 to 24	24 to 55	55 to 100	100 & up.				Under 14	14 to 25	25 & up.				Under 14	14 to 25	25 & up.	
17	20	44	12		225	3	262	112	28	8		2	4	1	1	1		4	5	1	2	1	1		417										
							1																		7										
1	2		1		2		1	1													1	1			17										
	1				1	2		1													1				15										
4		1			1	8		1													1				22										
						1															1				11										
1					3	2		1													1				13										
					2	3	2																		11										
						2																1			5										
																					1				6										
																					1				4										
																						1			3										
																					1				4										
	1				1	4	1														1				12										
						1	1														1				9										
5	1	1			"	1	1	1																	17										
					"																1				3										
		1																			1				6										
																									6										
																									5										
	1				1	1																			8										
1	1				3	1	1														1				10										
2	1	1			1	1	1														1	1	1		13										
2		1			"	"	1	1													1	1	1		9										
							1															1			11										
								1													1	1			7										
																						1			1										
2	3				2	1	1														1				23										
100	80	43			262	112	53	18				4	1	1	1										1382									1	1
																									1380										

125

SCHEDULE of the whole number of Persons within the Division allotted to

Name of County, Town, Parish, Precinct, Hundred, or District.	NAMES OF HEADS OF FAMILIES.	FREE WHITE PERSONS, (INCLUDING HEADS OF FAMILIES.) MALES. Under five years of age.	Of five and under ten.	Of ten and under fifteen.	Of fifteen and under twenty.	Of twenty and under thirty.	Of thirty and under forty.	Of forty and under fifty.	Of fifty and under sixty.	Of sixty and under seventy.	Of seventy and under eighty.	Of eighty and under ninety.	Of ninety and under one hundred.	Of one hundred and upwards.	FEMALES. Under five years of age.	Of five and under ten.	Of ten and under fifteen.	Of fifteen and under twenty.	Of twenty and under thirty.	Of thirty and under forty.	Of forty and under fifty.	Of fifty and under sixty.	Of sixty and under seventy.	Of seventy and under eighty.	Of eighty and under ninety.
Pickel		under 5	5 to 10	10 to 15	15 to 20	20 to 30	30 to 40	40 to 50	50 to 60	60 to 70	70 to 80	80 to 90	90 to 100	100, &c.	under 5	5 to 10	10 to 15	15 to 20	20 to 30	30 to 40	40 to 50	50 to 60	60 to 70	70 to 80	80 to 90
	No. brought over	324	246	204	138	234	167	108	56	34	11	4			329	261	158	163	234	157	93	42	24	9	2
	James R. Calloway	3	3	1			1								1					1					
	William H. Simmons		2	1	1		1								1		1		"	1					
	Charles Morris					1									"				1						
	Isham Morris					1									1	2			1						
	Jones Malone		3			1									1				1						
	Burrel Malone		1			1									2				2						
	Solomon Lassiter	3					2											1							
	Lavina Fetchstone				1											1		2			1				
	Joseph Scott					1										"		1							
	Robert Scott					1										"		1							
	James Davis		1	1			1								3	3		"		1					
	James Leak		1		2	1		1							"			1			1				
	Jacob Moamen			2	2	1				1					"								1		
	Thomas H. Presby	1	1			1									1				1						
	William B. Hudd	2				1									1				1						
	Alfred Wiggin					1									2				1						
	Fenton Cook	2	1				1								1	1	1		"	1					
	John Parker					1									1	"			1	"					
	John Williams					1									2	2			"	1					
	John Harris					1										"			"			1			
	Abraham Marshel	1					1									1			1			"			
	Sarah Rivers			1	1	2	1									2	2	1				1			
	Judkins Hunt			2	1	1			1							"	1	"			1				
	John Harper			2				1							3	1	1	2			1				
	George Luck		1	2	1				1							"	"	1			1				
	Asa Lanham	2	1					1								1	1		1						
	Peter Paller			1			1								2	3				1					
	Carried over	339	[illegible]	216	148	252	173	111	59	35	11	4			337	278	196	171	244	157	94	44	24	9	3
			341	217	147	253 250	170 180		58				1663				195	172 173	244	157	94 98	44	25 24		

SLAVES.												FREE COLORED PERSONS.												TOTAL.	WHITE PERSONS included in the foregoing.				SLAVES AND COLORED PERSONS, included in foregoing.			
MALES.					FEMALES.							MALES.						FEMALES.														
Under 10 years of age.	10 to 24 years.	24 to 36	36 to 55	55 to 100	100, &c.	Under 10 years of age.	10 to 24 years.	24 to 36	36 to 55	55 to 100	100, &c.	Under 10 years of age.	10 to 24 years.	24 to 36	36 to 55	55 to 100	100, &c.	Under 10 years of age.	10 to 24 years.	24 to 36	36 to 55	55 to 100	100, &c.		Males.							
																									Under 14 years of age.	14 to 25 years of age.	25, &c.		Under 14 years of age.	14 to 24 years of age.	24, &c.	
27	100	50	13			235	164	112	82	8		3	4	1				4	5	1				4380								
4	1	1				1	1	1																17								
		1				2			1															14								
									"															2								
									1															7								
																								6								
																								6								
						2	1																	9								
1																								6								
"																								2								
"								1																3								
																								11								
																								7								
																								6								
																								5								
																								5								
																								4								
																								8								
																								13								
																								6								
																								2								
																								4								
1						1	1		1										1					16					1			
1	2	1				2	3	1	1	1														22								
		1				1			1															15								
																								7								
																								7								
																								8								
14	54	18				233	169	116	84	9		3	4	1				4	5	1				4382								

SCHEDULE of the whole number of Persons within the District allotted to

Names of Heads of Families	FREE WHITE PERSONS, (INCLUDING HEADS OF FAMILIES.) MALES: Under 5 years of age	5 and under 10	10 and under 15	15 and under 20	20 and under 30	30 and under 40	40 and under 50	50 and under 60	60 and under 70	70 and under 80	80 and under 90	90 and under 100	100, &c.	FEMALES: Under 5 years of age	5 and under 10	10 and under 15	15 and under 20	20 and under 30	30 and under 40	40 and under 50	50 and under 60	60 and under 70	70 and under 80	80 and under 90	90 and under 100	100, &c.	FREE COLORED PERSONS, (INCLUDING HEADS OF FAMILIES.)	SLAVES
N. Tolson	1	1	2	1	3	1	1	2	3	1	1			3	2	1	1	1	1	1	2						
Gray Pugg		1			1									2				1			1						
Jacob Sirles	1	1			1									1				1									
Robert Millican		2	1			1								2		1			1								
William Bailey	3	1	1	1			1												1								
William Whitney	3			1		1									1	1		1			1						
Roda Miller	1		2		1									1	1	1	1		1								
Elizabeth Bailey	1													1				1									
John Grace	3	1				1												1									
James Wilcox		1			2		1							1	1	2					1						
Patience Jones			1	1	1											2					1						
Samuel Farmer		2		1				1							1		1	1			1						
William Harvey					1		1											1			1						
Isaac Foibes														1	1			1									
John F Claypool	1		1				1								3	1			1								
Susan Ayler			1															1			1						
John Harbuck		1						1							2	2	2				1						
John Gordon					1									1				1									
Peter McKeller	1	1					1								1			1									
Mary McDaniel					3													1			1						
Ezra Jordan						1																					
Jonas Shinn	3				1										1	1	1										
Frederick R Stoke	2	1	3			1									1		1		1								
William W Jennings	1				1											1											
Caroline Gatch	1													1	2	1											
John R Brown						1			1																		
John Jenkins		1		1	1			1								1					1						
William Wells	2	1		1			1								1	1											
Carried over																											

SLAVES.												FREE COLORED PERSONS.												TOTAL.	WHITE persons included in the foregoing.					SLAVES AND COLORED PERSONS included in foregoing.			
MALES.				FEMALES.								MALES.						FEMALES.															
Of twenty-four and under thirty-six	Of thirty-six and under forty-five	Of forty-five and up-ards one hundred	Of one hundred and upwards.	Under ten years of age	Of ten and under twenty-four	Of twenty-four and under thirty-six	Of thirty-six and under forty-five	Of forty-five and upwards one hundred	Of one hundred and upwards.	Under ten years of age	Of ten and under twenty-four	Of twenty-four and under thirty-six	Of thirty-six and under forty-five	Of forty-five and upwards one hundred	Of one hundred and upwards.	Under ten years of age	Of ten and under twenty-four	Of twenty-four and under thirty-six	Of thirty-six and under forty-five	Of forty-five and upwards one hundred	Of one hundred and upwards.		Whose Deaf and Dumb under fourteen years of age.	Whose Deaf and Dumb between fourteen and twenty-five.	Whose Deaf and Dumb between twenty-five and fourteen.	ALIENS—Persons who are not naturalized.	Whose Deaf and Dumb under fourteen years of age.	Whose Deaf and Dumb between fourteen and twenty-five.	Whose Deaf and Dumb between twenty-five and fourteen.	Whose names are not known.
				under 10	10 to 24	24 to 36	36 to 55	55 to 100	100, &c.	under 10	10 to 24	24 to 36	36 to 55	55 to 100	100, &c.	under 10	10 to 24	24 to 36	36 to 55	55 to 100	100, &c.		under 14	14 to 25	25, &c.		under 14	14 to 25	25, &c.	
104	54	13		162	268/115	198	146	112		8	4	1				35	15	24	22	11	11	4594									
																					1	5									
																						5									
																						8	1								
																						4									
1	2	2			3																	22									
							2															1	1								
																						3									
																		2				5									
																						9									
					2		1															6									
																						11									
																						4									
																						3									
																						8									
																						3									
																						9									
																						3									
																						5									
																						1									
																						5									
																						15									
																						9									
																						3									
																						24									
																						18									
																						1									
					2	2	1															15									
																						9									
																						3									
					4	1																15									
					5	3	1															24									
					4	2	1															18									
							1															1									

4818

SCHEDULE of the whole number of Persons within the District allotted to

Number of the Dwelling-house in the order of visitation	NAMES of HEADS OF FAMILIES.	FREE WHITE PERSONS, (INCLUDING HEADS OF FAMILIES.) MALES: Under 5 years of age	5 and under 10	10 and under 15	15 and under 20	20 and under 30	30 and under 40	40 and under 50	50 and under 60	60 and under 70	70 and under 80	80 and under 90	90 and under 100	100 and upwards	FEMALES: Under 5 years of age	5 and under 10	10 and under 15	15 and under 20	20 and under 30	30 and under 40	40 and under 50	50 and under 60	60 and under 70	70 and under 80	80 and under 90	90 and under 100	100 and upwards
	No 1st river	34	36	23	15	36	25	17	8	6	12	4			36	29	24	17	25	16	10	5	3	2			
	Benjamin Johnson	1	1	2																1							
	John A Daniel			1			1													1							
	John K. Bond	1	1					1								1	1	1			1						
	Greef W. Epps	1				1									1				1								
	Peleg J. Wellington	2				1									1			1		2							
	Samuel Ansley	1	2	2					1						1			2			1						
	John Wadsworth	2				1									3					1							
	Wyeh W. Elder	2				2									2				1								
	Isaac Evans	1	1	2				2	1							1	1		1								
	John Wadsworth	1					1								1				1								
	Thomas Abbott	1			2										1	1			1								
	Jordan Bowen	1			1	1									2				2								
	Josh B Turner	2				1												1	1								
	John Morris	1	1	2	2					1								1	1								
	Thomas Burnett	2	2	1			1								2	1			1								
	Richard Hunter	1						1							1						1						
	Sherrod Stokes	2	1			1									3				1								
	John Belcher	2	1			1	1								1	2		1	1								
	William M Rose	1	1		1		1								2	1	2			1							
	Josiah Holmes	2	2				1								1	1	1			1					1		
	John Mayo	2					1																		1		
	Charles Chew	2	1	2	1				1						2	1	1	1		1							
	Benjamin Shipp	2	1			1									2				1								
	Martin Simmons	2	3	1	1			1								2	2	1	1		1						
	Benjamin Hardy	2				1									2				1		1						
	Thomas Abbott	2	1			1									1	1			1		1						
	Lewis McNelly	2				1	1																				
	(illegible)																										

SLAVES.												FREE COLORED PERSONS.												TOTAL.	Where Persons included in this Enquiry				Slaves and Free Colored Persons, included in Enquiry		
MALES.					FEMALES.							MALES.						FEMALES.												
Under 10 years of age.	Of 10 and under 24.	Of 24 and under 36.	Of 36 and under 55.	Of 55 and upwards.	Under 10 years of age.	Of 10 and under 24.	Of 24 and under 36.	Of 36 and under 55.	Of 55 and upwards.			Under 10 years of age.	Of 10 and under 24.	Of 24 and under 36.	Of 36 and under 55.	Of 55 and upwards.		Under 10 years of age.	Of 10 and under 24.	Of 24 and under 36.	Of 36 and under 55.	Of 55 and upwards.								
10 to 24	24 to 36	36 to 55	55 to 100	100 & up.	under 10	10 to 24	24 to 36	36 to 55	55 to 100	100 & up.		under 10	10 to 24	24 to 36	36 to 55	55 to 100	100 & up.	under 10	10 to 24	24 to 36	36 to 55	55 to 100	100 & up.		Where Deaf and Dumb.	Where Blind.	Where Deaf and Dumb and Blind.	Where Lunatic or Idiot.	Where Deaf and Dumb.	Where Blind.	Where Deaf and Dumb and Blind.
102	46	45	4		274	132	121	46	22	2		4	2	1	4	13	1	24	25	14	5	1		4818					12		1
1					3	1	1													1				2							
						1	1													1	1			4							
		1				1	1													2	1			6							
						1	1		2			1												5					1		
						1	1		2											1				4							
1	1				3		1		2											1				5							
									2															5							
					1																			7							
1						3			2															6							
																				1				3							
																								6							
2						1			1															10							
							3																	7							
		1					3		1	1														6							
																								8							
2					2	1	1																	4							
2					3	1																		8							
1	1				3	1	1																	2							
1	1				2																			7							
					1		1																	13							
																								5							
																								13							
																								6							
																								6							
2	2					1	3	1	2															16							
																								579							

Names of Heads of Families	Number of Persons in Family	Males: Under five years of age	Males: Of five and under ten	Males: Of ten and under fifteen	Males: Of fifteen and under twenty	Males: Of twenty and under thirty	Males: Of thirty and under forty	Males: Of forty and under fifty	Males: Of fifty and under sixty	Males: Of sixty and under seventy	Males: Of seventy and under eighty	Males: Of eighty and under ninety	Males: Of ninety and under one hundred	Males: Of one hundred and upwards	Females: Under five years of age	Females: Of five and under ten	Females: Of ten and under fifteen	Females: Of fifteen and under twenty	Females: Of twenty and under thirty	Females: Of thirty and under forty	Females: Of forty and under fifty	Females: Of fifty and under sixty	Females: Of sixty and under seventy	Females: Of seventy and under eighty
		under 5	5 to 10	10 to 15	15 to 20	20 to 30	30 to 40	40 to 50	50 to 60	60 to 70	70 to 80	80 to 90	90 to 100	100, &c.	under 5	5 to 10	10 to 15	15 to 20	20 to 30	30 to 40	40 to 50	50 to 60	60 to 70	70 to 80
			[illegible]	237	159	[illegible]	[illegible]		64								217	190	[illegible]	171	106	47	[illegible]	
No. brt over		[illegible]	[illegible]	[illegible]	[illegible]	[illegible]	[illegible]	[illegible]	[illegible]	38	13	4			[illegible]	306	[illegible]	[illegible]	[illegible]	[illegible]	[illegible]	[illegible]	[illegible]	[illegible]
Willis P. Millner	1					1	1								1				1					
James Chromshaw	2					1												1						
John Manning					1	2												1						
Elijah Twilly	1						1								2	3			1					
John Stewart	1	1	2			1			1								1				1			
Sherrod Horn	1	1								1						3				1			1	
Sherrod H. Horn	1						1								1	2	1			1				
John Wilfmaker	1						1								1				1					
James Tilman									1								2	1						
Jeremiah Moody	1					1									1				1					
Nathan Vinson	1							1									1		2		1			
Ward Bruce		2	1							1							1	1	1					
Joel Weathers		1							1							1	1							
Edward Conington	1					1		1								1				1				
John McGlawn						1													1					
Gideon Barns	1						1				1				1	1		1	1					
Angus McSwain											1												1	
Murdock Shaw	2	1						1							1				1	1				
Jacob Youngblood			1						1													1		
Joseph Hutton	1	1						1							1		2			1				
Ezrel Tailor										1														
James Wead	2					1									1				1					
Pitt S. Millner			1			2												1						
Jonathan Jones	2						1													1				
James Juddith	1					1													1					
James Leadbetter			1	1				1							1	1		1			1			
Elijah Millner	3	2	1												1		1	2	1		1			
Transmitted Over		[illegible]	[illegible]	[illegible]	[illegible]	[illegible]	[illegible]	[illegible]	[illegible]	41	15	4			[illegible]	318	[illegible]	[illegible]	[illegible]	[illegible]	[illegible]	51	[illegible]	[illegible]
			[illegible]	[illegible]	[illegible]	[illegible]	[illegible]	[illegible]	68				1903				1	[illegible]	[illegible]	[illegible]	[illegible]	48	[illegible]	
				[illegible]	160	290	201											179					32	

SLAVES.												FREE COLOURED PERSONS.												TOTAL.	WHITE PERSONS employed in Manufactures					LABOUR employed in Agriculture			
MALES.				FEMALES.						MALES.						FEMALES.															
Under the age of 10 years	Of 10 and under 24 years	Of 24 and under 36 years	Of 36 and under 55 years	Of 55 and under 100 years	Of 100 years and upwards	Under the age of 10 years	Of 10 and under 24 years	Of 24 and under 36 years	Of 36 and under 55 years	Of 55 and under 100 years	Of 100 years and upwards																			
2	2	12	1	2	2	3	12	8	12	2	1	2	1				1	2	1					5079						1	1
																								5081							
2	2					2																		12							
																								4							
																								4							
																								8							
				1	2	1																		10							
																								8							
																								7							
				1																				5							
				"																				4							
				"																				4							
				1																				7							
																								7							
																								4							
			2	1																				10							
																								2							
1				3	1																			14							
																								2							
																								7							
																								3							
																								7							
																								1	1						
																								6							
	1			1	1	1																		18							
																								4							
																								3							
1	2			2	1	1																		14							
					1																			14							
1	63	14	10	2	30	12	11	22	13	4	1	4	3	1	12	29								1258					1		1
																								5266							

Number of Dwelling Houses	NAMES of HEADS OF FAMILIES.	FREE WHITE PERSONS, (INCLUDING HEADS OF FAMILIES.) MALES													FEMALES										
		Under 5 years of age	5 and under 10	10 and under 15	15 and under 20	20 and under 30	30 and under 40	40 and under 50	50 and under 60	60 and under 70	70 and under 80	80 and under 90	90 and under 100	100 and upwards	Under 5 years of age	5 and under 10	10 and under 15	15 and under 20	20 and under 30	30 and under 40	40 and under 50	50 and under 60	60 and under 70	70 and under 80	80 and upwards
		under 5	5 to 10	10 to 15	15 to 20	20 to 30	30 to 40	40 to 50	50 to 60	60 to 70	70 to 80	80 to 90	90 to 100	100, &c.	under 5	5 to 10	10 to 15	15 to 20	20 to 30	30 to 40	40 to 50	50 to 60	60 to 70	70 to 80	80 &c.
1	Wm Bro Over	1	1	2	1	2	1	1	1	1	1				1	1	2	1	1	1					
	Mordecai Lowton	1	1	2		1										1			1						
	William Elliot	1	1	1			1												1						
	Aquila Pratt			1	2		1								1	2	1			1					
	John Smith			1	1	2													1						
	William R Jones			1	2	2											1	1		2					
	Joseph Rodgers	3				1										1				1					
	Rebecca Penny																	1					1		
	Peter M'Quade	1				1	1											1	1						
	Jamey Millner				1		1								1				1						
	Nathan Bryant								1														1		
	Elizabeth Bryant			1												1	1	1		1					
	Abraham Gunn					1													1						
	Samuel Ford		1				1								2					1					
	Thomas Morris					1													1						
	David Howell		2		1			1								2	1	1			1				
	Archibald Wadsworth								1									2		1		1			
	Wm Wadsworth	1				1													1						
	William Wilson	2				2													1			1			
	Simon Hammel					1												1							
	George W Hammel	1	1	2	1			1							2	1				1					
	Willis Seaman	2	1			1										1			1						
	George W. M'Guity	1	1	1	1			1							2		1		1						
	Nathan Edmonds						1								1				1						
	William Shepherd	2		2			1								2	1	1		1						
	John Larain	1	4	1		1			1						1			2	1			1			
	Thomas Porter	1	2				1								1		2		1						
	Josiah Mathis	1				2			1									1					1		
	Carried over	42	35	25	14	30	20	12	6	4	4	1			41	32	23	6	25	14	11	6	2	1	
				25	16

WHITE. MALES.												WHITE. FEMALES.												TOTAL.	WHITE PERSONS ACCORDING TO Religion.										
Under 10 years of age.	Of 10 and under 15.	Of 15 and under 20.	Of 20 and under 25.	Of 25 and under 30.	Of 30 and under 35.	Of 35 and under 40.	Of 40 and under 45.	Of 45 and under 50.	Of 50 and under 55.	Of 55 and under 60.	Of 60 and upwards.	Under 10 years of age.	Of 10 and under 15.	Of 15 and under 20.	Of 20 and under 25.	Of 25 and under 30.	Of 30 and under 35.	Of 35 and under 40.	Of 40 and under 45.	Of 45 and under 50.	Of 50 and under 55.	Of 55 and under 60.	Of 60 and upwards.		Under 14 years of age.	14 and under 25.	25 and under 45.	45 and upwards.	Deaf and Dumb under 14 years of age.	Deaf and Dumb 14 and under 25.	Deaf and Dumb 25 and upwards.	Blind.	Under 14 years of age.	14 and upwards.
116	12	16	14	27	19	19	12	13	8	6	6	27	19	19	14	25	19	19	12	13	8	6	6	5266										1	2
																								7											
																								5											
																								9											
																								5											
																								9											
																								6											
																								2											
																								6											
																								4											
																								4											
																								5											
																								5											
																								2											
																								6											
																								2											
																								9											
																								6											
																								3											
2	1			1	1	1	2																	14										1	
					1		1																	3											
2				2	1		1																	16											
1				1	1	1																		11											
					1	1																		11											
																								3											
																								10											
																								12											
																								9											
1	3			5	2	4																		22											
120	63	18	14	36	24	24	14	13	8	6	6	27	19	19	14	25	19	19	12	13	8	6	6	5472										1	2
																								5465											

Names of Heads of Families	Males: Under five years of age	Of five and under ten	Of ten and under fifteen	Of fifteen and under twenty	Of twenty and under thirty	Of thirty and under forty	Of forty and under fifty	Of fifty and under sixty	Of sixty and under seventy	Of seventy and under eighty	Of eighty and under ninety	Of ninety and under one hundred	Of one hundred and upwards	Females: Under five years of age	Of five and under ten	Of ten and under fifteen	Of fifteen and under twenty	Of twenty and under thirty	Of thirty and under forty	Of forty and under fifty	Of fifty and under sixty	Of sixty and under seventy	Of seventy and under eighty
	under 5	5 to 10	10 to 15	15 to 20	20 to 30	30 to 40	40 to 50	50 to 60	60 to 70	70 to 80	80 to 90	90 to 100	100, &c.	under 5	5 to 10	10 to 15	15 to 20	20 to 30	30 to 40	40 to 50	50 to 60	60 to 70	70 to 80
Norbert Over	[illegible]	[illegible]	257	171	307	206	128	69	45	15	4			416	328	236	204	241	185	111	54	57	9
Zachariah L. Fryar	1	1	2		1	1	1							1	2		1		1				
Moses Joiner		1				1								1	1			1					
Benjamin Elliot				1	1			1								1	2	2			1		
Benjamin Joiner			1						1										1				
Thopilus L. Parker			1			1									1			1					
Mary Thompson														1			1				1		
Elizabeth Weather			1	2											1					1			
Robert Wood	2	1	1			1								1	1				1				
Zachariah Gordon		1					1								1		1		1				
Jesse Arwood	1						1							2					1				
Wojato T. Heard		2				1								2				1					
John Cochran	3	3	3	1				1										1	1				
Fabian Freeny					1												1						
James Harden	1		1	1			1							2	1	1		1					
Majors Harris		2				1								2	1				1				
George Wright				1				1										1			1		
Lemon Rodgers	1	1			1									2				1					
Benjamin Cook								1							1				1				
Gillis Wright					1									1			1						
Abel Wright					2									1		1							
William Covington					2		1										2			1			
Thomas Cook	1			1										1				1					
Elijah Grier			2	1				1							1	1				1			
Willie Cleveland	1			2			1							1	3			1		1			
William B. Shepherd		1			1										2					1			
Malachiah Busby	1	2	1	1			1							1	1	3			1				
Moses Tailor						1													1		1		
[illegible]	[illegible]	[illegible]	[illegible]	[illegible]	318	[illegible]	134	74	46	15	4			[illegible]	344	[illegible]	[illegible]	[illegible]	[illegible]	[illegible]	[illegible]	[illegible]	[illegible]
					317	216		73								242	[illegible]		195	116	55	35	

SLAVES.												FREE COLORED PERSONS.												TOTAL.
MALES.				FEMALES.						MALES.						FEMALES.								
Under 10 years of age.	10 to 24 years of age.	25 to 54 years of age.	55 to 100 years of age.	Under 10 years of age.	10 to 24 years of age.	25 to 54 years of age.	55 to 99 years of age.	100 years of age.	100, &c.	Under 10 years of age.	10 to 24 years of age.	25 to 54 years of age.	55 to 99 years of age.	100 years of age.	100, &c.	Under 10 years of age.	10 to 24 years of age.	25 to 54 years of age.	55 to 99 years of age.	100 years of age.	100, &c.		
1	24	63	18	1	306	327	142	32	11	1	2	4	7	3	1		4	2	2	1	1		545
2	1				1	3	1	1									1		1				19
					1	1											1		1				5
						1	1										1						10
					2	1													1	1			6
1		1				1													1				6
																			1				3
																							5
																							8
1					1	1																	7
			1				1												1				5
1	1																						8
																			1				13
1						1																	4
	1																						10
2	2				4	2	1	1															24
																							4
																							6
																			1				3
																							3
																							4
																							6
																							4
																							7
																							10
																							18
	1				4	2	2	1															21
1	1				2	1		1															3
27	64	18	1	318	330	142	32	11	1	2	4	7	3	1		4	2	2	1	1			5689
																							5687

	Under five years of age	Of five and under ten	Of ten and under fifteen	Of fifteen and under twenty	Of twenty and under thirty	Of thirty and under forty	Of forty and under fifty	Of fifty and under sixty	Of sixty and under seventy	Of seventy and under eighty	Of eighty and under ninety	Of ninety and under one hundred	Of one hundred and upwards	Under five years of age	Of five and under ten	Of ten and under fifteen	Of fifteen and under twenty	Of twenty and under thirty	Of thirty and under forty	Of forty and under fifty	Of fifty and under sixty	Of sixty and under seventy	Of seventy and under eighty	Of eighty and under ninety
	under 5	5 to 10	10 to 15	15 to 20	20 to 30	30 to 40	40 to 50	50 to 60	60 to 70	70 to 80	80 to 90	90 to 100	100, &c.	under 5	5 to 10	10 to 15	15 to 20	20 to 30	30 to 40	40 to 50	50 to 60	60 to 70	70 to 80	80 to 90
Nobel Over	[illegible]	[illegible]	270	182	318	214	137	74	46	15	4			435	345	249	[illegible]	[illegible]	[illegible]	[illegible]	52	[illegible]	[illegible]	[illegible]
Simon Slade					1	1								1	1		1			1				
John C McBeth	2	2			1	1										1			1					
Thomas Stewart	2					1								1				1						
Thomas Wadsworth				2	1				1						1	2				1				
Gilliad Burns					1												1							1
John F. Stewart	1					1											1							
Thomas G. Shehee		1				1								1	1	1			1					
John Rubs	1				1	1								2	2	1			1					
Charles Gregory	1	2				1								1		1			1					
John S. Stewart				1	1			1									1				1			
James Shaddox			1	2	2	1		1								1					1			
John Reid	2	1	1	2			1								1		1	1		1				
Leonard Sims			2		1				1							1	2							
Ridge W. Thompson	1				1									1			1							
Ezekiel Haynes			1			1		1							1	2		1		1				
John Shaddox		2		1	1		1							1	1		1	1		1				
John Johnson	1				1									1				1						
James L. Wingfield	1	1				1													1					
William Kirain	2	1		1		1								1	2	2	1		1					
Joel Mann	2	1	1				1									1	1		1					
James Johnson			1				1							1	1			1						
James W. Thompson					1									1				1						
John Reeves				1	1		1	1								1			1		1			
Mary Wood																								1
[illegible] Peters	1	1	2			1													1					
[illegible] Peters	1			1										2			1					1		
[illegible] Dace		1	1			1	1							1	1	1				1				
	[illegible]	[illegible]	[illegible]	[illegible]	[illegible]	[illegible]	[illegible]	[illegible]	[illegible]	[illegible]	[illegible]	[illegible]	[illegible]	[illegible]	[illegible]	[illegible]	[illegible]	[illegible]	[illegible]	[illegible]	[illegible]	[illegible]	[illegible]	[illegible]

	TOTAL	FEMALES										MALES									
		Of one hundred and upwards.	Of fifty-five and under one hundred.	Of thirty-six and under fifty-five.	Of twenty-four and under thirty-six.	Of ten and under twenty-four.	Under ten years of age.	Of one hundred and upwards.	Of fifty-five and under one hundred.	Of thirty-six and under fifty-five.	Of twenty-four and under thirty-six.	Of ten and under twenty-four.	Under ten years of age.	Who are Deaf and Dumb, under fourteen years of age.	Who are Deaf and Dumb, of the age of fourteen and under twenty-five.	Who are Deaf and Dumb, of twenty-five and upwards.	Who are blind.	ALIENS—Foreigners not naturalized.	Who are Deaf and Dumb, of the age of fourteen and under twenty-five.	Who are Deaf and Dumb, of twenty-five and upwards.
1	5687																				
2	5687																				
3	10																				
4	15																				
5	3																				
6	8																				
7	3																				
8	19																				
9	22																				
10	VII																				
11	11																				
12	11																				
13	12																				
14	3																				
15	11																				
16	4																				
17	9																				
18	14																				
19	8																				
20	13																				
21	5																				
22	7																				
23	1																				
24	16																				
25	7																				
26	17																				
27																					
28																					
29																					
30																					
31																					
32																					
33																					
34																					
35																					
36																					
37																					
38																					
39																					
40																					
41																					
42																					
43																					
44																					
45																					
46																					
47																					
48																					
49																					
50																					
51																					
52																					
53																					
54																					
55																					
56																					
57																					
58																					
59																					
60																					
61																					
62																					
63																					
64																					
65																					
66																					
67																					
68																					
69																					
70																					
71																					
72																					
73																					
74																					
75																					
76																					
77																					
78																					
79																					
80																					
81																					
82																					
83																					
84																					
85																					
86																					
87																					
88																					
89																					
90																					
91																					
92																					
93																					
94																					
95																					
96																					
97																					
98																					
99																					
100																					

NAMES of HEADS OF FAMILIES.

FREE WHITE PERSONS, (INCLUDING HEADS OF FAMILIES.)

NAMES of HEADS OF FAMILIES.	MALES													FEMALES									
	Under five years of age	Of five and under ten	Of ten and under fifteen	Of fifteen and under twenty	Of twenty and under thirty	Of thirty and under forty	Of forty and under fifty	Of fifty and under sixty	Of sixty and under seventy	Of seventy and under eighty	Of eighty and under ninety	Of ninety and under one hundred	One hundred and upwards	Under five years of age	Of five and under ten	Of ten and under fifteen	Of fifteen and under twenty	Of twenty and under thirty	Of thirty and under forty	Of forty and under fifty	Of fifty and under sixty	Of sixty and upwards	
	under 5	5 to 10	10 to 15	15 to 20	20 to 30	30 to 40	40 to 50	50 to 60	60 to 70	70 to 80	80 to 90	90 to 100	100 & upwards	under 5	5 to 10	10 to 15	15 to 20	20 to 30	30 to 40	40 to 50	50 to 60	60 & upwards	
[illegible]	151	336	224	193	382	227	144	78	18	15	4			152	357	228	222	342	245	127	76	38	12
John Price			1			1									1	1			1	1			
Daniel Haynes	1				1	1											1						
John Stephens	1	1				1								1	1			1					
William Robertson	2	1			1													1			1		
Edmond Bailey					1									2	2			1					
William Hawkins	1				1													1					
John Hawkins			2				1									1			1	1			
John H Johnson				2			1								3	1	1		1				
Edward Pollard	1		1		1									1		1	1						
Allen McDaniel	3				1											1		1					
Ann Pedan	1			1	1											1	1			1			
Lyn Mills	1				1										1			1	1				
Jamey Pearce	1				1									1				1					
William Youngblood	1		2		1													1					
Thomas Rhodes	2				1													1					
Jesse B Chilton	1	1			1									1				1					
Asbin Baffington	1	1	1			1								2	1				1				
Jarvis Williams	1			1		1			1											1			
Josiah Lyon	1			1													1	1		1			
Peter Freeman	1	2	2			1		1								1	1		1				
John Simmons	1	2				1								1	1			1	1				
John Kindrick	1								1										1	1			
Jonathan D Allen	1		1	1		1								2					1				
John B Reed	1					1																	
Benjamin Scott	1	2	2			1								2					1				
James Williams	1						1							2	1			1					
Samuel Karp	1				1												1						
[illegible]	171	340	254	197	341	240	142	79	18	15	4			165	364	232	224	342	245	127	76	38	12
	511					240	142	79						465			224						

| WHITE PERSONS. | | |

[illegible] (INCLUDING HEADS OF FAMILIES.)

NAMES OF HEADS OF FAMILIES	MALES: Under five years of age	Of five and under ten	Of ten and under fifteen	Of fifteen and under twenty	Of twenty and under thirty	Of thirty and under forty	Of forty and under fifty	Of fifty and under sixty	Of sixty and under seventy	Of seventy and under eighty	Of eighty and under ninety	Of ninety and under one hundred	Of one hundred and upwards	FEMALES: Under five years of age	Of five and under ten	Of ten and under fifteen	Of fifteen and under twenty	Of twenty and under thirty	Of thirty and under forty	Of forty and under fifty	Of fifty and under sixty	Of sixty and under seventy	Of seventy and under eighty
	under 5	5 to 10	10 to 15	15 to 20	20 to 30	30 to 40	40 to 50	50 to 60	60 to 70	70 to 80	80 to 90	90 to 100	100, &c.	under 5	5 to 10	10 to 15	15 to 20	20 to 30	30 to 40	40 to 50	50 to 60	60 to 70	70 to 80
[illegible]	473	396	296	197	344	240	142	79	50	15	4			465	368	264	241	328	210	126	62	37	10
Robert Walters					1									1			1						
Leonard Ross					1												1						
Charles Kamber			2		1										2		1			1			
	473	396	296	197	344	240	142	79	50	15	4			466	370	264	241	328	210	126	62	37	10
Subtract 4 for a mistake made by John Smith	473	396	296	197	344	240	142	79	50	15	4			466	370	264	241	328	210	126	62	37	9
Corrected total	473	396	296	197	344	240	142	79	50	15	4			466	370	264	241	328	210	126	62	37	9

| | | |

| | | |

105

| | | |

0108

Pullman Co.

Plus 200!

Examined & Corrected by
J Hummings

Reexamined by Lewis Lehman
Total 4906
199 plus

Revised

26 Sheets

[illegible] (INCLUDING HEADS OF FAMILIES.)

Names of Heads of Families	Males: Under five years of age	Of five and under ten	Of ten and under fifteen	Of fifteen and under twenty	Of twenty and under thirty	Of thirty and under forty	Of forty and under fifty	Of fifty and under sixty	Of sixty and under seventy	Of seventy and under eighty	Of eighty and under ninety	Of ninety and under one hundred	Of one hundred and upwards	Females: Under five years of age	Of five and under ten	Of ten and under fifteen	Of fifteen and under twenty	Of twenty and under thirty	Of thirty and under forty	Of forty and under fifty	Of fifty and under sixty	Of sixty and under seventy	Of seventy and under eighty
	under 5	5 to 10	10 to 15	15 to 20	20 to 30	30 to 40	40 to 50	50 to 60	60 to 70	70 to 80	80 to 90	90 to 100	100, &c.	under 5	5 to 10	10 to 15	15 to 20	20 to 30	30 to 40	40 to 50	50 to 60	60 to 70	70 to 80
John Anderson				1	1												1						
William Mayo	1	1		2	1		1								2	1	1	1		1			
William Lovelyss	2			1	4		1							1	2	2				1			
Joshua Cuthriell	1							1									1						
Tyre Garrett	2	1				1									1				1				
John Wilkinson	1				2													1					
John W. Barkuck					1	1								2				1					
James Philips			1	1	2	1	1							[illegible]		1		1	1				
Charles Walker		1			2													1					
John Taylor					1												1						
William K. Hall	1	1	1			1	1							1		1		1					
Zechariah Willis	3	1	1	1	1		1								1		1		1				
Pythum Dees	1				1												1						
Rowland Coley							1												1				
Shadrach Floyd					1													1					
Obadiah Smith	1	1				1								1				1					
Wade Ward					1												1						
Thomas McGriff	1	1	1	2			1	1						1		2	1			1			
Henry W. Fenn	1		1	1		1	1							1				1	1				
Stephen Nichols	2		1				1							4	2	2			1				
William Spain	1					1								4	2				1				
James Burns	1				1		1							2		1	1			1			
James Taylor					1									2			1						
Elijah Parker							1													1			
Robert W. W. Wynne	2	2	1	1	1			1							1	1				2			
John Dees	1	1	2	1			1												1				
Simon Bardin									1										1				
[illegible] Anderson			1	1	2											1				1			
	22	10	11	12	23	6	12	3	1					19	11	12	10	8	9	8			
	22			12		6							9	19	11				9	8			

Capt. Taylor's Austrock Pendleton County

SLAVES.												FREE COLORED PERSONS.												TOTAL.	WHITE PERSONS included in the foregoing.										
MALES.						FEMALES.						MALES.						FEMALES.																	
Under 10 years of age.	Of 10 and under 24 years.	Of 24 and under 36 years.	Of 36 and under 55 years.	Of 55 and under 100 years.	Of 100 years and upwards.	Under 10 years of age.	Of 10 and under 24 years.	Of 24 and under 36 years.	Of 36 and under 55 years.	Of 55 and under 100 years.	Of 100 years and upwards.	Under 10 years of age.	Of 10 and under 24 years.	Of 24 and under 36 years.	Of 36 and under 55 years.	Of 55 and under 100 years.	Of 100 years and upwards.	Under 10 years of age.	Of 10 and under 24 years.	Of 24 and under 36 years.	Of 36 and under 55 years.	Of 55 and under 100 years.	Of 100 years and upwards.		Under 10 years of age.	Of 10 and under 14 years.	Of 14 and under 24 years.	Of 24 and under 36 years.	Of 36 and under 55 years.	Of 55 and upwards.	Under 10 years of age.	Of 10 and under 14 years.	Of 14 and under 24 years.	Of 24 and upwards.
	1						1																	15										
2		1					2	1																18										
2							1	1																18										
																								3										
																								7										
																								4										
	1					1	1																	9										
4	2					4	4	2	1															25										
2	1	1				2	3	1	1															18										
2	1					3	3	3																17										
	1					2																		10										
																								11										
																								3										
		1																						3										
																								2										
1																								6										
																								2										
9	5	5				10	6	6	1															62										
1	3					3	1		1															15										
																								19										
																								9										
																								8										
	1						2																	8										
																								4										1
1	1	2				2		1	3															23										
2		1				2	2		1															17										
1		2				2		1	1															9										
1	1	1				1	2																	16										
18	17	14	0	1		29	29	15	7															342										

8 29 29 349

[illegible] of [illegible] Persons [illegible] to Ga[illegible]

Names of Heads of Families	Under five years of age	Of five and under ten	Of ten and under fifteen	Of fifteen and under twenty	Of twenty and under thirty	Of thirty and under forty	Of forty and under fifty	Of fifty and under sixty	Of sixty and under seventy	Of seventy and under eighty	Of eighty and under ninety	Of ninety and under one hundred	Of one hundred and upwards	Under five years of age	Of five and under ten	Of ten and under fifteen	Of fifteen and under twenty	Of twenty and under thirty	Of thirty and under forty	Of forty and under fifty	Of fifty and under sixty	Of sixty and under seventy	Of seventy and under eighty	Of [illegible] and under ninety
	under 5	5 to 10	10 to 15	15 to 20	20 to 30	30 to 40	40 to 50	50 to 60	60 to 70	70 to 80	80 to 90	90 to 100	100, &c.	under 5	5 to 10	10 to 15	15 to 20	20 to 30	30 to 40	40 to 50	50 to 60	60 to 70	70 to 80	80 to 90
John Cofield			1		1			1								1	1	2	1					
John G Slappy	1		1	1		2								2		1		2				1		
Sarah Flowers					2												2				1			
Elijah Singletary	1				1											1	1	1						
Theophilus D Boothe	1				2									1			1							
Wyatt Allen			2	2	1		1							1	1					1				
Sterling Fooke	2	1	1		3		1								1				1					
William Bryan			1	2	5										1					1				
Thomas D Walker					2																			
George Walker	1				1	1								3	1			1						
David Walker				1		1								1			1							
Mary Jones		1	2											1	1			1						
John Morris					1				1								1				1			
Handel Morris	2				1												1							
Alexander Dennard	1				2									1				1						
Celia Kellam															1				1					
Mary Strickland																				1				
	9	2	7	7	22	4	2	1	1					10	6	2	8	8	3	3	2	1		
	19	10	10	11	25	6	12	3	1					16	10	12	10	8	7	9	0	1		
	28	12	16	18	47	10	14	4	2					26	16	14	18	15	11	12	2	1		
									151													115		

[illegible] Continued

| | | |

[illegible] of the whole number of Persons [illegible] to [illegible]

Names of Heads of Families	Males: Under five years of age	Males: Of five and under ten	Males: Of ten and under fifteen	Males: Of fifteen and under twenty	Males: Of twenty and under thirty	Males: Of thirty and under forty	Males: Of forty and under fifty	Males: Of fifty and under sixty	Males: Of sixty and under seventy	Males: Of seventy and under eighty	Males: Of eighty and under ninety	Males: Of ninety and under one hundred	Males: Of one hundred and upwards	Females: Under five years of age	Females: Of five and under ten	Females: Of ten and under fifteen	Females: Of fifteen and under twenty	Females: Of twenty and under thirty	Females: Of thirty and under forty	Females: Of forty and under fifty	Females: Of fifty and under sixty	Females: Of sixty and under seventy	Females: Of seventy and under eighty	Females: Of eighty and under ninety
	under 5	5 to 10	10 to 15	15 to 20	20 to 30	30 to 40	40 to 50	50 to 60	60 to 70	70 to 80	80 to 90	90 to 100	100, &c.	under 5	5 to 10	10 to 15	15 to 20	20 to 30	30 to 40	40 to 50	50 to 60	60 to 70	70 to 80	80 to 90
David Roach					2									1		1	1	1						
Willis B Reeves		1	1		1	1																		
Joab Trull	1	1				1								1		2	1	1						
Stephen Roach	2					1								1				0	1					
Sanders Colson			2	1					1											1				
John B Bush							1								2			2						
William Robuck	2				1												1					1		
Frederick Wood	3	2	2					1						1	1	2	1	1	1					
James Key							1								1		1					1		
Morris Matthews				2		1																		
James Roach					1																			
Richard Rowland	3		1		1									2					1					
James Kinion	1				1													1						
Sessums Perkins	2	1			1	1										1	1		1					
Solomon Bush														1			1	1						
Benjamin Mayo	1					1								1				1						
William D Edins	1	4				1								1		1		1						
Hardy Powers			1		1											2				1				
William H Sharpe					1													1						
William Brown	2					1								1				1						
William Faircloth						1		1																
Homer Milton Belfkin					1													1						
Nehemiah Forehand	1				1	1								1	2	1		1						
Robert Savage		1	1		2		0							1				1		1				
William Pipkin		1	1				1							1	2	2				1				
Edmund Fair	2					1								1					1					
Moses Scarborough			1			1								2			1			1				
John Hendley	1	3				1								1	1			1						
	22	14	9	4	14	13	4	1	1					15	11	12	7	15	5	5	0	2		
			10	3			3	2						17	9									

[illegible] Pulaski County

...ct of Lodging the Certificate of the Number of Inhabitants (or Slaves) of Georgia (c. 17 ...

SLAVES.												FREE COLORED PERSONS.												TOTAL.	WHITE PERSONS INCLUDED IN THE FAMILY.												COLORED PERSONS INCLUDED IN THE FAMILY.											
MALES.						FEMALES.						MALES.						FEMALES.																															
Of 14 yrs. and under	Of 14 yrs. and upwards	Of 16 yrs. and under 26	Of 26 yrs. and upwards	Of 45 yrs. and upwards		Under 14 yrs. of age	Of 14 yrs. and under 26	Of 26 yrs. and under 45	Of 45 yrs. and upwards			Under 14 yrs. of age	Of 14 yrs. and under 26	Of 26 yrs. and under 45	Of 45 yrs. and upwards			Under 14 yrs. of age	Of 14 yrs. and under 26	Of 26 yrs. and under 45	Of 45 yrs. and upwards	Of blind persons	Of deaf and dumb persons																								
																									Under 14 yrs. of age	14 to 25 yrs.	26 yrs. and upwards	Females	Males	Deaf and dumb under 14 yrs. of age	Deaf and dumb 14 yrs. of age and upwards	Blind																							
0	2				5	1	2																	6																								
																								15																								
						1																		8																								
																								6																								
5	3		1		4	2	1	1																26																								
			1																					6																								
																								5																								
																								15																								
																								4																								
1							1																	6																								
1	1				2		1																	8																								
																								3																								
4	3	2			4	2	1																	21																								
1																								5																								
																								14																								
																								5																								
																								5																								
						1	2	1																12																								
																								2																								
																								1																								
1						1		1																10																								
																								9																								
																								5																								
																								6																								
																								8																								
2	9	2	2	0	20	6	7	2																226																								

[illegible] of the whole number of Persons within the Division [illegible] to [illegible]

Names of Heads of Families	Males: Under five years of age	Males: Of five and under ten	Males: Of ten and under fifteen	Males: Of fifteen and under twenty	Males: Of twenty and under thirty	Males: Of thirty and under forty	Males: Of forty and under fifty	Males: Of fifty and under sixty	Males: Of sixty and under seventy	Males: Of seventy and under eighty	Males: Of eighty and under ninety	Males: Of ninety and under one hundred	Males: Of one hundred and upwards	Females: Under five years of age	Females: Of five and under ten	Females: Of ten and under fifteen	Females: Of fifteen and under twenty	Females: Of twenty and under thirty	Females: Of thirty and under forty	Females: Of forty and under fifty	Females: Of fifty and under sixty	Females: Of sixty and under seventy	Females: Of seventy and under eighty	Females: [illegible]
	under 5	5 to 10	10 to 15	15 to 20	20 to 30	30 to 40	40 to 50	50 to 60	60 to 70	70 to 80	80 to 90	90 to 100	100, &c.	under 5	5 to 10	10 to 15	15 to 20	20 to 30	30 to 40	40 to 50	50 to 60	60 to 70	70 to 80	80 to 90
John N. Bryan	1				1	1								2				1						
Britton Pope	1				1													1						
Henry W. Horne	1		1		2		1								1	2				1				
John Coley	1				2									1				1						
Kornegay Stevens		1	1		2											1				1				
Blackshear Bryan	2			1	2													1						
Susanna Ward	1			1	1													1	1					
Thomas Sutton					3									1		1		1						
Robert Howell					2													1						
John J. Dennard						1								2					1					
William Spires	1	1	2			1								1	1	1		1	1					
Rebecca Alexander															2	1			1					
Thomas Johnston				1	2			1						1		1		1		1				
Theophilus Fairchild					1									1	1			1						
Leonard S. Smith								1										1						
Isaac Burkhalter					1			1						2	1			1						
Lazarus Gainer	2				1										1			1						
Giles Shute							1							1				1						
Martha Johnston																	1						1	
Prudence Pipkin		1	1	1										1		1	1	1		1				
Martha Robuck	2	1	1																1					
Elizabeth Nelson																	1	1				1		
Jane Davis																1		2				1		
Bartholomew Furnie	1							1										1						
Christopher Parr	1	1	1				1							1	1	1			1					
Levi Pusch				2	1				1						2	1			1					
William Angletary	1	2			1									1					1					
[illegible] Howell		1			1	1								1	1		1	1						
	15	8	7	8	24	3	3	4	1					16	11	11	4	20	7	4		1	1	

Kaplan Roads, District Continued

SLAVES											FREE COLOURED PERSONS												TOTAL	WHITE PERSONS (included in this foregoing)					SLAVES (included in this foregoing)			
MALES					FEMALES						MALES						FEMALES															
Under the age of 10 years	Of 10 and under 16 years	Of 16 and under 26 years	Of 26 and under 45 years	Of 45 years and upwards	Under the age of 10 years	Of 10 and under 16 years	Of 16 and under 26 years	Of 26 and under 45 years	Of 45 years and upwards	Of unsound mind	Under the age of 10 years	Of 10 and under 16 years	Of 16 and under 26 years	Of 26 and under 45 years	Of 45 years and upwards	Of unsound mind	Under the age of 10 years	Of 10 and under 16 years	Of 16 and under 26 years	Of 26 and under 45 years	Of 45 years and upwards	Of unsound mind		Who can Read and Write, under 14 years of age	Who can Read and Write, of 14 and under 25 years of age	Who can Read and Write, of 25 years and upwards	Who can Read only	All others	Under 14 years of age	14 to 25 years of age	25 years and upwards
																								under 14	14 to 25	25 & upw.			under 14	14 to 25	25 & upw.
																							5								
1	6	3		1	2	4	3																33								
		1	1							1													12								
1					1	0	2																6								
3	2	2			3	2	1	1															22								
1	3	1			2	4	0	1															30								
																							5								
1	2				2	1	1																15								
					2	1	2																11								
																							4								
							1																9								
																							1								
2	5	2			5	3	6																32								
																							4								
																							2								
3	1	1			4	2	3		1														22	21							
																							5								
					1	2	1																8					1	1		
					2			1																6								
																							8								
2						1		1															1								
																							3								
																							3								
																							8								
																							8								
																							6								
2			2		1	2	2	1	1														20								
9	19	9	3	1	25	22	18	3	2	1													307					1			

Number of Dwelling	Names of Heads of Families	Males: Under five years of age	Males: Of five and under ten	Males: Of ten and under fifteen	Males: Of fifteen and under twenty	Males: Of twenty and under thirty	Males: Of thirty and under forty	Males: Of forty and under fifty	Males: Of fifty and under sixty	Males: Of sixty and under seventy	Males: Of seventy and under eighty	Males: Of eighty and under ninety	Males: Of ninety and under one hundred	Males: Of one hundred and upwards	Females: Under five years of age	Females: Of five and under ten	Females: Of ten and under fifteen	Females: Of fifteen and under twenty	Females: Of twenty and under thirty	Females: Of thirty and under forty	Females: Of forty and under fifty	Females: Of fifty and under sixty	Females: Of sixty and under seventy	Females: Of seventy and under eighty	Females: Of eighty and under ninety
		under 5	5 to 10	10 to 15	15 to 20	20 to 30	30 to 40	40 to 50	50 to 60	60 to 70	70 to 80	80 to 90	90 to 100	100, &c.	under 5	5 to 10	10 to 15	15 to 20	20 to 30	30 to 40	40 to 50	50 to 60	60 to 70	70 to 80	80 to 90
	Nancy Fairclotch																			1					
		[illegible]	8	7	8	24	3	2	5	1					16	11	11	4	20	8	4	0	1	1	
		22	14	9	4	14	13	4	1	1					15	11	12	7	15	5	5	0	2	0	
		37	22	16	12	38	16	6	6	2					31	22	23	11	35	13	9	0	3	1	
											155														148
	Nancy Fairclotch	"	"	"	"	"	"	"	"	"	"	"	"	"	"	"	"	"	"	1	"	"	"	"	"

Captain Roach's District Continued

20	15	9	3	0	35	21	20	3	2	1															1	302			
10	9	2	2	0	20	6	7	2	0	0																226			
34	28	11	5	0	45	28	27	5	2	1																	1		
			13								108															534			

[illegible] of Persons [illegible]

Name of Person, Head of Family, District	Names of Heads of Families	Under five years of age	Of five and under ten	Of ten and under fifteen	Of fifteen and under twenty	Of twenty and under thirty	Of thirty and under forty	Of forty and under fifty	Of fifty and under sixty	Of sixty and under seventy	Of seventy and under eighty	Of eighty and under ninety	Of ninety and under one hundred	Of one hundred and upwards	Under five years of age	Of five and under ten	Of ten and under fifteen	Of fifteen and under twenty	Of twenty and under thirty	Of thirty and under forty	Of forty and under fifty	Of fifty and under sixty	Of sixty and under seventy	Of seventy and under eighty	Of eighty and under ninety
		Males													Females										
		under 5	5 to 10	10 to 15	15 to 20	20 to 30	30 to 40	40 to 50	50 to 60	60 to 70	70 to 80	80 to 90	90 to 100	100 and	under 5	5 to 10	10 to 15	15 to 20	20 to 30	30 to 40	40 to 50	50 to 60	60 to 70	70 to 80	80 to 90
Captain Flint District Pulaski County	John Wallace	1					1											1	1						
	Francis J Hobby	1	1		1			1								2	1			1					
	Timothy B Evans					2													1						
	Elias Hawkins					1									1				1						
	Kinchen Faircloth	1				1												1							
	Edward Simmons						1												1						
	Spencer Thomas	2	1	1			1								2	1			1						
	John Barron	1						1							2	1			1	1					
	Cabet Fullington	1		1		1									1				1						
	Wilson Clayton	1	1		1	1									1	1			1	1					
	Darling Jones		1	0			1								1				1						
	James Travis					1																			
	Edward Waters						1								1				1						
	John Sherrod					1									2				1						
	Richard H Burkhalter	1				1									1				1						
	Pulasian Wheeler					1										1			1						
	Thomas Glass	2	2			1													1						
	Connell Fulford		1			1									2					1					
	David Williamson				1																				
	Berry Tippers							1									1	1	1						
	Elephalet King	1	1					1							1				1			1			
	Epps Wallace					1									1				1						
	Surgeil McNair						1																		
	Edmund M Brown					1									1				2		1			1	
	John M Leaden							1									1			1					
	Christian Sparrow																		1				1		
	Sylvanus Haskins					2				1						1	1					1			
		12	8	2	3	16	6	5							17	7	4	3	20	4	2	2	1	1	

5

| | | |

Town of Commissioners

Dwelling-houses numbered in the order of visitation	NAMES of HEADS OF FAMILIES	WHITE MALES: under 5	5 to 10	10 to 15	15 to 20	20 to 30	30 to 40	40 to 50	50 to 60	60 to 70	70 to 80	80 to 90	90 to 100	100 and upwards	WHITE FEMALES: under 5	5 to 10	10 to 15	15 to 20	20 to 30	30 to 40	40 to 50	50 to 60	60 to 70	70 to 80	80 to 90	90 to 100	100 and upwards	Remarks
	Daniel Harrow	1	1				1								1		1		1								
	Seldon J Delamar	1		1				1							1	1		1	1	1							
	John Jo Taylor					2									1				1								
	James J Barrentine					1									1			1									
	William Berryhill		1		1			1	1							1	1	1		1							
	Hillary Henderson	1	1		1		1								2				1								
	Amasa Kellam					1									2				1							1	
	Joseph Simmons	1						1								1			1								
	Jacob Blount	1		1		1									2			1	1								
	James J Ivy					1	1	1							1	1	4	2								1	
	James Hayes	1			1			1											1								
	Biggars J Barrow	1				2												1									
	Henry Harrow					1																				1	
	Beverly A Simmons							1							2				1							1	
	James Johnston						1								2	1	2			1						1	
	Riley Tiers				1	2												1			1						
	John Sparrow	1			1		1								1			1	2								
	William Grandstaff			2		1			1							1				1							
	Charles Mills			1	1	2												1									
	Hankin Gladden		1			1	1														1						
	John Sparrow	1		1		1			1						1		1		1		1						
	Bartholomew Humphreys	1	1	2		1									2				1			1					
	Millicans Little	1	1			1													1								
	Nancy Wheeler	3	2	2	1										2				3		1						
	Julius Petreak	2				1									1			2	1			1					
	Charles E Taylor				1	1															1						
	William Thompson	1					1									2	2		1	1							
		19	7	10	8	19	7	6	3						22	8	11	11	14	3	4	2	1	2	1		

1775

111

Who are blind.	Who are Deaf and Dumb, of the age of fourteen and under twenty-five.	Who are Deaf and Dumb, under fourteen years of age.	ALIENS—Foreigners not naturalized.	White Male.	Who are Deaf and Dumb, of twenty-five and upwards.	Who are Deaf and Dumb, of the age of fourteen and under twenty-five.	Who are Deaf and Dumb, under fourteen years of age.	Names of Heads of Families.
								1
								2
								3

[illegible] of Persons [illegible]

Names of Heads of Families	Under five years of age	Of five and under ten	Of ten and under fifteen	Of fifteen and under twenty	Of twenty and under thirty	Of thirty and under forty	Of forty and under fifty	Of fifty and under sixty	Of sixty and under seventy	Of seventy and under eighty	Of eighty and under ninety	Of ninety and under one hundred	Of one hundred and upwards	Under five years of age	Of five and under ten	Of ten and under fifteen	Of fifteen and under twenty	Of twenty and under thirty	Of thirty and under forty	Of forty and under fifty	Of fifty and under sixty	Of sixty and under seventy	Of seventy and under eighty	[illegible]
	under 5	5 to 10	10 to 15	15 to 20	20 to 30	30 to 40	40 to 50	50 to 60	60 to 70	70 to 80	80 to 90	90 to 100	100 to 110	under 5	5 to 10	10 to 15	15 to 20	20 to 30	30 to 40	40 to 50	50 to 60	60 to 70	70 to 80	[illegible]
Warren Key					1												1							
Tabitha Arnold			1												1	1				1				
Furney F. Gatten			2	2			1									2		1		1				
Mary Mills			1		1												1				1			
Elizabeth Gilstrap																	1		1					
	13	8	11	10	22	7	7	5							22	10	14	14	18	7	7	5	1	0
	12	8	2	5	16	6	5	0	1						17	7	4	5	20	4	2	2	1	1
	25	16	15	15	58	15	12	5	1						59	17	18	17	58	11	9	5	2	1
										154														
Aggregate of that part of the County Contained on this page			2	2	1		1								1	3	3	1	1	2	1			

Captain Henry Lindsay Captain

| | | |

Coffee's Militia Company, Captain Coffee's Battalion

NAMES of HEADS OF FAMILIES	FREE WHITE MALES (INCLUDING HEADS OF FAMILIES)														FREE WHITE FEMALES										
	Under five years of age	5 and under 10	10 and under 15	15 and under 20	20 and under 30	30 and under 40	40 and under 50	50 and under 60	60 and under 70	70 and under 80	80 and under 90	90 and under 100	100 and upwards		Under five years of age	5 and under 10	10 and under 15	15 and under 20	20 and under 30	30 and under 40	40 and under 50	50 and under 60	60 and under 70	70 and under 80	80 and upwards
Bryant Bondly	2	2				1										1	1		1						
Thomas Collier	1				2																				
Daniel Cromwell	1				1		1									1	2		1						
Murdock McLeod			1		1			1								1	1	1	1						
Benjamin Greene	1				1	1									1				2						
James Farmer	1	1				1									2				1				1	1	1
Luke Rew	1				1	1													1				1	1	1
Michael N. Singleton	3				1	1												1							
James Boucewell	1			1	1	1			1						1	1	1		1	1			1		
Amos C. Boucewell					1										1			1		1					
Jesse Horne	1	2	3			1									1	1	1			1					
Daniel Fulbright					1											1			1						
Barry Williams		1				1									1		1		1						
Hays Jones				1	1	1									2				2						
Samuel B. Webb					1														1						
James Clarke	2	1				1										1				1					
Thomas Chilcutt	1				1										1				1						
John Pilman							1																		
Edward Mandel	1		1		2			1							1		1		1	1					
Asa Tipton					1													1							
Dorcalia Perry																1					1				
Elizabeth Morris															1			1	1			1			
Margt Lancaster	1	1				1									1	1	1		1						
Elizabeth Boyd																		1		1					
Charles McAlister	1	1	2	1			1									1			1		1				
Hiram Carter	1				1														1						
Isham McDaniel	1		1						1								1		2						
Lemuel Cockburn	1																		1						
	17	9	7	4	21	11	3	2	1	1					15	9	10	6	9	8	2	1	1		
			8	3	20		3								13	10	10	6	19						

[illegible] of Persons [illegible] to [illegible]

Names of Heads of Families	Under five years of age	Of five and under ten	Of ten and under fifteen	Of fifteen and under twenty	Of twenty and under thirty	Of thirty and under forty	Of forty and under fifty	Of fifty and under sixty	Of sixty and under seventy	Of seventy and under eighty	Of eighty and under ninety	Of ninety and under one hundred	Of one hundred and upwards	Under five years of age	Of five and under ten	Of ten and under fifteen	Of fifteen and under twenty	Of twenty and under thirty	Of thirty and under forty	Of forty and under fifty	Of fifty and under sixty	Of sixty and under seventy	Of seventy and under eighty	Of [illegible]
	under 5	5 to 10	10 to 15	15 to 20	20 to 30	30 to 40	40 to 50	50 to 60	60 to 70	70 to 80	80 to 90	90 to 100	100 to 110	under 5	5 to 10	10 to 15	15 to 20	20 to 30	30 to 40	40 to 50	50 to 60	60 to 70	70 to 80	80 to 90
Mary Danforth				1												1	1			1				
Frederic Graddy	3	1			1	1										1	2	1						
Patience Sanderson																		1			1			
Lydia Green		1	1	1		1									1		1							
Elizabeth Daniel	1		1		1												1	1		1				
Washington Lancaster			5			1								1	1				1					
Zilphia Dewitt														1			1	1		1				
	4	2	5	2	2	3								2	2	2	4	4	1	3	1			
	17	9	7	4	21	11	5	2	1	1				15	9	11	1	19	8	2	1	1		
	21	11	12	6	25	14	5	2	1	1				15	11	13	12	25	9	5	2	1		
											94												91	

Graphum Collier, District Carolina

0173

| | | |

Captain Bishop District Pulaski County

Names of Heads of Families	Males: Under five years of age	Of five and under ten	Of ten and under fifteen	Of fifteen and under twenty	Of twenty and under thirty	Of thirty and under forty	Of forty and under fifty	Of fifty and under sixty	Of sixty and under seventy	Of seventy and under eighty	Of eighty and under ninety	Of ninety and under one hundred	Of one hundred and upwards	Females: Under five years of age	Of five and under ten	Of ten and under fifteen	Of fifteen and under twenty	Of twenty and under thirty	Of thirty and under forty	Of forty and under fifty	Of fifty and under sixty	Of sixty and under seventy	Of seventy and under eighty
	under 5	5 to 10	10 to 15	15 to 20	20 to 30	30 to 40	40 to 50	50 to 60	60 to 70	70 to 80	80 to 90	90 to 100	100 & ...	under 5	5 to 10	10 to 15	15 to 20	20 to 30	30 to 40	40 to 50	50 to 60	60 to 70	70 to 80
Lewis Wood				2		1		1							1				1				
Solomon Wilson			1	1	1		1			1				1	1		1			1			
William Pike Geohee				1		1			1														
Peter Thompson				1		1								2	2		1	1					
Daniel Webb	1				1													1					
John Gregory	2				1	1									2	1		1					
Patrick McThomas	1				1													1					
William Henly					1			1									1				1		
Bazzel Shepherd	1						1									2	2	1		1			
William Sapp	2	1	1		1	1								1				2					
Hozias L. Davis	1		1		1		1									1			1				
John Nipper				1					1						1				1				
John V. Mitchell	1				1												1	1					
William Winburn	3	1				1								1		1			1				
Arthur Phelps	1			1													1						
James Phelps				1		1								1				1	1				
Jacob Clements		1		2				1						3				1					
William Lester					1		1							1	1			1					
Simeon Bishop	2				2	1												1					
Synthia Crawford				1	1										1			2			1		
Charles Williams	1		2			1								2					1				
John Daniel			1			1			1							1							
Henry Rutherford					1									2				1					
Moses Daniel					1												1						
Micajah Posey						1											1						
Sykes Sanders	2	3					1											1					
	18	6	6	11	14	11	5	3	3	1				14	9	6	9	16	16	2	2		

| | | |

Captain Bishop's District Continued

Names of Heads of Families	Males: Under five years of age	Males: Of five and under ten	Males: Of ten and under fifteen	Males: Of fifteen and under twenty	Males: Of twenty and under thirty	Males: Of thirty and under forty	Males: Of forty and under fifty	Males: Of fifty and under sixty	Males: Of sixty and under seventy	Males: Of seventy and under eighty	Males: Of eighty and under ninety	Males: Of ninety and under one hundred	Males: Of one hundred and upwards	Females: Under five years of age	Females: Of five and under ten	Females: Of ten and under fifteen	Females: Of fifteen and under twenty	Females: Of twenty and under thirty	Females: Of thirty and under forty	Females: Of forty and under fifty	Females: Of fifty and under sixty	Females: Of sixty and under seventy	Females: Of seventy and under eighty	Females: Of eighty and under ninety
	under 5	5 to 10	10 to 15	15 to 20	20 to 30	30 to 40	40 to 50	50 to 60	60 to 70	70 to 80	80 to 90	90 to 100	100, &c.	under 5	5 to 10	10 to 15	15 to 20	20 to 30	30 to 40	40 to 50	50 to 60	60 to 70	70 to 80	80 to 90
Lorenzo St. Julian					1																1			
John Rogers		1	2	2	1				1								1	1		1				
Jen Atkins			1		1				1								2				1			
Stephen Mitchell	1	2	1	2	1		1								1	1				1				
Lovet P. Fenn					1												1							
William Steptoe	1	2	2			1								1	1	1			1					
Robert Atkinson	2	1	1				1								1				1					
Widow St. Rae	1	1												1		1				1				
Samuel Miller			1		1			1												1				
Sophia Phelps				2	2																1			
Michael Pope				1	2													3				1		
Daniel Dees	1	2	1				1								1	1			1					
Patts Newsome	2		1				1							1	2			1						
	8	9	10	8	10	11	4	1	2					3	6	4	4	5	3	4	3	1		
	18	6	6	11	14	11	5	3	3	1				14	9	6	9	16	6	2	2	0		
	26	15	15	19	24	12	9	4	5	1				17	15	10	13	21	9	6	5	1		
											130												97	

MALES				FEMALES						MALES						FEMALES						TOTAL
Of Twenty Years and under Thirty	Of Thirty and under Forty	Of Forty and under Fifty	Of Fifty and upwards	Under Ten years of age	Of Ten and under Twenty	Of Twenty and under Thirty	Of Thirty and under Forty	Of Forty and under Fifty	Of Fifty and upwards	Under Ten years of age	Of Ten and under Twenty	Of Twenty and under Thirty	Of Thirty and under Forty	Of Forty and under Fifty	Of Fifty and upwards	Under Ten years of age	Of Ten and under Twenty	Of Twenty and under Thirty	Of Thirty and under Forty	Of Forty and under Fifty	Of Fifty and upwards	
																						2
																						10
2							1	1														9
2	3	5	1		1		2	1	2													27
																						2
																						10
																						1
																						5
																						4
																						5
																						7
																						8
5	5				1	4		1														25
1	3	1			2	4	2	2	3													119
1	14	2	6		34	19	21	7	6													316
3	20	5	1		31	25	23	9	3													
			114						94													439

151

Captain Hardy's Districts of Pulaski County

Name of Head of Family	Free White Persons (including Heads of Families) — Males: Under 5 years of age	5 to 10	10 to 15	15 to 18	18 to 21	21 to 26	26 to 45	45 to 50	50 to 55	55 to 60	60 to 70	70 to 80	80 to 90	90 to 100	100 & upwards
	Females: Under 5 years of age	5 to 10	10 to 15	15 to 20	20 to 30	30 to 40	40 to 50	50 to 60	60 to 70	70 to 80	80 to 90	90 to 100	100 & upwards		
John Buchan	1		1				1								
	2	1													
Josiah Kean		2				1									
Levi Harrell	2	1	1	1				1							
Young Evans	1	2	2	1			1								
George Evans	1	1	1				1								
William W. Holt	1				1		1								
Emanuel W. Holt			1	1			1								
William Taylor	1		1	1		1									
Robert Bradwell					1										
Jesse Harrell		1		2	1		2								
James Brown	2	2		1		1									
Albert Pyman		2	1	1		1									
Cordial Parkinson	2				1										
William Pate			2		1		1								
John Borck	2	1		1											
Martin Livingston	1				1										
Horton Henly	1				1										
Jacob D. Gough	1				1										
John Green			1	1			1								
David McDaniel				1											
William Hamilton	2	2	1	1			1								
Ethelbert Harrell						1				1					
James Pinkland	2	3	1		1										
Joel Dunn	1			1		1									
William Harrell					1										
Thomas W. Rawlings			1	1				1							
Asa Harrell	2	1	2				2								
Jeremiah Wade			1		1										
	23	18	18	14	11	6	10	1	1	0	1				
	28	22	14	15	7	10	3	1	1	1	1				

11 29 12 2

| | | |

[illegible] of [illegible] Persons [illegible] to [illegible]

Name of Township, Parish, Precinct, Hundred, or District	Names of Heads of Families	Males: Under five years of age	Males: Of five and under ten	Males: Of ten and under fifteen	Males: Of fifteen and under twenty	Males: Of twenty and under thirty	Males: Of thirty and under forty	Males: Of forty and under fifty	Males: Of fifty and under sixty	Males: Of sixty and under seventy	Males: Of seventy and under eighty	Males: Of eighty and under ninety	Males: Of ninety and under one hundred	Males: Of one hundred and upwards	Females: Under five years of age	Females: Of five and under ten	Females: Of ten and under fifteen	Females: Of fifteen and under twenty	Females: Of twenty and under thirty	Females: Of thirty and under forty	Females: Of forty and under fifty	Females: Of fifty and under sixty	Females: Of sixty and under seventy	Females: Of seventy and under eighty	Females: Of eighty and under ninety
		under 5	5 to 10	10 to 15	15 to 20	20 to 30	30 to 40	40 to 50	50 to 60	60 to 70	70 to 80	80 to 90	90 to 100	100, &c.	under 5	5 to 10	10 to 15	15 to 20	20 to 30	30 to 40	40 to 50	50 to 60	60 to 70	70 to 80	80 to 90
Captain Holts District (continued)	Magouder Wade	2				1													1						
	William Simmons						1								2				1						
	James Oliver						1				1							2				1			
	John D. Pope			1			1								1	2		1					1		
	Hezekiah Wade									1					1								1		
	Katharine Atkinson		1	1											2	1				1					
	Jacob Griner			2		1			1									1			1				
	Jesse Williams		1		2	1		1								1	1	1			1				
	Milly Hodges		1	1	2	2												1			1				
	June Dove		1	1	1													1			1				
	Thomas Spears					1				1											1				
	Samuel Williams	1				1										1			1						
	Mary Grant																								1
	John Rawlings		1				1								2	1				1					
	Moses Wright		1						1						1	1					1				
	William Sheffield Jr		1	2		1									1	2				1					
	Thomas Dunn	2						1							1	1				1					
	Benjamin Nipper	1		1		1													1		1				
	William Sheffield Sr				1						1												1		
	Jacob Parkinson	2	1	2			1				1								2	1				1	
	Joseph Tonn									1					1			1							
	Benjamin Rainey	2				1													1						
		10	8	11	4	10	5	2	2	3	3				12	10	15	8	7	3	7	1	3	1	1
		23	18	18	14	11	6	10	1	1	0	1			28	22	14	13	7	10	5	1	1	1	0
		33	26	29	20	21	11	12	3	4	3	1			40	32	15	21	14	15	12	2	4	2	1
													163												

| | | |

(No. 6)

153

SCHEDULE of the whole number of Persons within the District annexed to [illegible]

Captain Ms Daniels Muster Roll

NAMES of HEADS OF FAMILIES.	FREE WHITE PERSONS, (INCLUDING HEADS OF FAMILIES.) MALES														FEMALES											SLAVES			FREE COLORED PERSONS
	Under the age of 5 years	Of 5 and under 10	Of 10 and under 15	Of 15 and under 20	Of 20 and under 30	Of 30 and under 40	Of 40 and under 50	Of 50 and under 60	Of 60 and under 70	Of 70 and under 80	Of 80 and under 90	Of 90 and under 100	Of 100 and upwards		Under the age of 5 years	Of 5 and under 10	Of 10 and under 15	Of 15 and under 20	Of 20 and under 30	Of 30 and under 40	Of 40 and under 50	Of 50 and under 60	Of 60 and under 70	Of 70 and under 80	Of 80 and under 90	Of 90 and under 100	Of 100 and upwards			
	under 5	5 to 10	10 to 15	15 to 20	20 to 30	30 to 40	40 to 50	50 to 60	60 to 70	70 to 80	80 to 90	90 to 100	100, &c.		under 5	5 to 10	10 to 15	15 to 20	20 to 30	30 to 40	40 to 50	50 to 60	60 to 70	70 to 80	80 to 90	90 to 100	100, &c.			
William Johnston	1	1		1			1								1			1		1									
John Lee Jr	1		1		1	1									1			1		1									
Esther Green																					1								
James Boyett	2	2	2		1		1									1		1			1								
Daniel Cofield Hail	1				1	1	0								1			1											
William Odom					1													1											
John Thomas	1				1										1			2	1										
Eaton Brown	1						1								1	5			1										
Mary Regan			1														1												
Stephen Lee			1		1													1											
James Dykes Jr	2				2													1											
Abraham Yearta					1													1											
Vincent Yearty					1										1														
Elmira Brown			1		1				1									1		1									
James Holland	2					1									1			1											
Turner Coley	2	1	2		1		1									1	2	3		1									
Reuben Maldow									1																			1	
John Rowland	1				1										2			2											
Baker Adams		1	1	1			1								1		1			1									
Hilary Yearty	2				1										2			1											
Ethel Dykes	1		1	1		1									2	2	1			1								1	
Jacob Dykes	1	1			1										1	1				1									
Harmon Pancock	1				1										1					1									
Joshua Holland					2													1		1									
Samuel Mallen	1				1										1			1		1									
William Barfoot					1															1									
James Lee	3				1											1				2									
Silas Barfoot			1					1																					
	23	1	9	3	21	4	4	2	1	1					17	9	3	11	1	13	5	3	1	0	0	2			

21 4 4 13 5

SLAVES.												FREE COLORED PERSONS.												TOTAL.	DEAF AND DUMB.				BLIND.			
MALES.				FEMALES.						MALES.						FEMALES.															
Under 10 years of age.	10 and under 24 years of age.	24 and under 36 years of age.	36 and under 100 years of age.	Under 10 years of age.	10 and under 24 years of age.	24 and under 36 years of age.	36 and under 55 years of age.	55 and under 100 years of age.	100 years of age and upwards.	Under 10 years of age.	10 and under 24 years of age.	24 and under 36 years of age.	36 and under 55 years of age.	55 and under 100 years of age.	100 years of age and upwards.	Under 10 years of age.	10 and under 24 years of age.	24 and under 36 years of age.	36 and under 55 years of age.	55 and under 100 years of age.	100 years of age and upwards.		Under 14 years of age.	14 and under 25 years of age.	25 and under 100 years of age.		Under 14 years of age.	14 and under 25 years of age.	25 and under 100 years of age.	
																						7								
																						1								
																						1								
	1																					4								
																						2								
																						1								
																						6								
																						5								
																						2								
																						5								
																						5								
																						5								
																						5								
																						1								
																						5								
																						1								
																						6								
																						1								
																						5								
																						5								
																						1								
																						5								
																						2								
																						5								
																						1

[illegible] of the whole number of Persons within the Division allotted to Guar[illegible]

Names of Districts, Parishes, Hundreds, or Districts	Names of Heads of Families	Male: Under five years of age	Male: Of five and under ten	Male: Of ten and under fifteen	Male: Of fifteen and under twenty	Male: Of twenty and under thirty	Male: Of thirty and under forty	Male: Of forty and under fifty	Male: Of fifty and under sixty	Male: Of sixty and under seventy	Male: Of seventy and under eighty	Male: Of eighty and under ninety	Male: Of ninety and under one hundred	Male: Of one hundred and upwards	Female: Under five years of age	Female: Of five and under ten	Female: Of ten and under fifteen	Female: Of fifteen and under twenty	Female: Of twenty and under thirty	Female: Of thirty and under forty	Female: Of forty and under fifty	Female: Of fifty and under sixty	Female: Of sixty and under seventy	Female: Of seventy and under eighty	Female: Of eighty and under ninety
		under 5	5 to 10	10 to 15	15 to 20	20 to 30	30 to 40	40 to 50	50 to 60	60 to 70	70 to 80	80 to 90	90 to 100	100, &c.	under 5	5 to 10	10 to 15	15 to 20	20 to 30	30 to 40	40 to 50	50 to 60	60 to 70	70 to 80	80 to 90
Captain M. Phail's Districts (Continued)	John Moore						1										1			1					
	George Wix					1									2			1							
	George Rowland	1	2				1								2		2		1						
	Bryant Alford	2	1				1								1	1			1						
	Moses Odom			1		1				1							1				1				
	John Bryan Jr		1	1	2	1			1						2	2			2	1					
	Aaron Scarborough					1				1							3		1	1			1		
	Alexander Peacock				1	1		1													1				
	William R. Smith		1	1			1									1	3	1							
	David J. Jones			1	1			1									1	1	1		1				
	John Lee Jr			1		1			1									3			1				
	James Allen			1	1	1			1								1				1				
	Annas Bryan		1													2			1						
	Daniel Cooper	1	1	1	1	1			1												1				
	James Dykes Jr					1			1								1		1			1			
	Allen Peacock	1				1												1							
	Lotha Wilcox		2													1	1	2		1					
	Mourning Floyd			2	1										1	2		1	2		1				
	Stephen Sivilly		1	1				1							2	3				1					
	William Barfoot								1									1				1			
	Sally Smith						1													0					
	Francis Stewart		1	1													1		1						
	Sarah Marlow	1	1												1	1	1			1					
	Asa Hooks	3			2			1									1		1						
	Varnal Adams									1													1		
	Mary Hoarrell			2	3												1			0	1				
	James Bush		0		1	1						1													
	John Swearingen	1	1	2					1						1	1	1	2			1				
			13	14	15	11	5	4	7	3	0	1			12	14	18	14	12	4	10	2	2		

Total number of Boys Under 13 — 4 males — 159 — 19-13 — females — 159

SLAVES.											FREE COLORED PERSONS.												TOTAL	WHITE PERSONS included in the foregoing.					SLAVES AND COLORED PERSONS included in foregoing.				
MALES.					FEMALES.						MALES.						FEMALES.																
Under 10 years of age.	Of 10 and under 24 years of age.	Of 24 and under 36 years of age.	Of 36 and under 55 years of age.	Of 55 years of age and upwards.	Under 10 years of age.	Of 10 and under 24 years of age.	Of 24 and under 36 years of age.	Of 36 and under 55 years of age.	Of 55 years of age and upwards.		Under 10 years of age.	Of 10 and under 24 years of age.	Of 24 and under 36 years of age.	Of 36 and under 55 years of age.	Of 55 years of age and upwards.		Under 10 years of age.	Of 10 and under 24 years of age.	Of 24 and under 36 years of age.	Of 36 and under 55 years of age.	Of 55 years of age and upwards.			Under 14 years of age.	Of 14 and under 26 years of age.	Of 26 and upwards.			Under 14 years of age.	Of 14 and under 26 years of age.	Of 26 and upwards.		
																							5									
																							9									
																							5									
2	1																						10									
	1					2	1																13									
																							4									
	1	2			3	3	1	1															19									
3	2	2			3	2	1	3															23									
					1																		1									
																							9									
1		1				1		1															5									
																							10									
																							9									
																							3									
																							2									
																							6									
																							8									
																							2									
																							1									
																							4									
																							11									
1	5	5			8	8	3	7															44									

Brought down 51 Brought down 216

Boatmen Living in Districts Not Taken

Names of Heads of Families	Free White Males: Under 5	5 to 10	10 to 15	15 to 20	20 to 30	30 to 40	40 to 50	50 to 60	60 to 70	70 to 80	80 to 90	90 to 100	100 and upwards	Free White Females: Under the years of age	5 to 10	10 to 15	15 to 20	20 to 30	30 to 40	40 to 50	50 to 60	60 to 70	70 to 80	80 to 90	90 to 100	100 and upwards
Sam Scarborough			1			1								1	2	1			1						
Michael Peacock					1												1								
Ala Brown	1			1				1							1		1				1				
Daniel Harris	2				1									2	1			1							
Moses Geddens	2	1	2	1			1							2	1	1	1	1	1						
Elizabeth Mosby		2	1														1		1						
John I Hodges	1		2		2									1			2								
Elizabeth Adams				1	1										1	1	1			1					
William Smith			1						1													1			
Stephen Smith	1					1								1				1							
Eabon Rozier	1		1		1									3											
James Smith					1									3				1							
Shadrach Rozier					1									1			1								
John Rozier	2	1			1									1				1							
Isedenoto Anders	X				1									1				1							
Moses Perkins	3	2	1		1									1	1			1							
Sampson Allen	2	1			1	1								2				1							
Thomas Geddens	2	1			1									1			1								
Henry Irving	2	1				1								1	2	1		1							
Archibald Adam		1							1									1							
Mary Mercer				1	3									1			1			1					
Pendenon Philips																	1							1	
Joshua Williams		1				1								2	1			1							
Mathew White	5				1									1				2							
Marcam Rozier	5 1			1										1	1			1				1			
Jacob Gewtas	1			1		1	1										1			1					
	1																								
	23	41	9	5	15	5	2	4	1	2				24	14	4	7	12	3	2	2	1	1	1	

| | TOTALS | COLORED PERSONS | | |

[illegible] of the whole number of Persons within the Division allotted to [illegible]

Names of County, City, Ward, Town, Township, Parish, Precinct, Hundred, or District.	NAMES or HEADS OF FAMILIES.	FREE WHITE PERSONS, (INCLUDING HEADS OF FAMILIES.) MALES. Under five years of age	Of five and under ten	Of ten and under fifteen	Of fifteen and under twenty	Of twenty and under thirty	Of thirty and under forty	Of forty and under fifty	Of fifty and under sixty	Of sixty and under seventy	Of seventy and under eighty	Of eighty and under ninety	Of ninety and under one hundred	Of one hundred and upwards	FEMALES. Under five years of age	Of five and under ten	Of ten and under fifteen	Of fifteen and under twenty	Of twenty and under thirty	Of thirty and under forty	Of forty and under fifty	Of fifty and under sixty	Of sixty and under seventy	Of seventy and under eighty	Of eighty and under ninety
		under 5	5 to 10	10 to 15	15 to 20	20 to 30	30 to 40	40 to 50	50 to 60	60 to 70	70 to 80	80 to 90	90 to 100	100, &c.	under 5	5 to 10	10 to 15	15 to 20	20 to 30	30 to 40	40 to 50	50 to 60	60 to 70	70 to 80	80 to 90
Captain [illegible] District Continued	Philip Dillard			1			1		0	1						1	1				1				
	William Brown				1				1							2		1			1				
	Edward Gideon		2	3		1				1								1	1		1				
	John Gideon	1				1									1			1							
	James Kiff		1	2	1			1									1	1			1				
	Mary Wilson	1													1	1		1		1					
	Benjamin Croft		1	2				1								1		1			1				
	Jesse Mercer	1	1	1	1				1								1		1		1				
	Nathan Madose	1					1	1											1				1		
	John Powell	2	1		1		1	1								1				1					
	Culben Rogers	1	2	1	1			1							1			1	1		1				
	Rebecca Hodges				1													2			1				
	Martha Hankins				1														1	1	1				
		8	8	9	7	2	3	5	2	2	1				5	6	3	9	5	2	9	0	1	1	1
		23	11	9	6	15	6	2	1	1					26	11	4	12	12	5	2	2			
		31	19	18	15	17	9	7	3	3	2				29	17	7	21	17	7	11	2	2	1	1
												122													115

...ber of Inhabitants in the County's District (or Township) of Georgia 371

SLAVES.												FREE COLORED PERSONS.												TOTAL.	WHITE PERSONS included in the foregoing.					SLAVES AND COLORED PERSONS, included in foregoing				
MALES.					FEMALES.							MALES.						FEMALES.														
Of less than one year old	Of one and under ten years	Of ten and under twenty-four	Of twenty-four and under thirty-six	Of thirty-six and under one hundred	Of one hundred and upwards	Under one year of age	Of one and under ten years	Of ten and under twenty-four	Of twenty-four and under thirty-six	Of thirty-six and under one hundred	Of one hundred and upwards	Under ten years of age	Of ten and under twenty-four	Of twenty-four and under thirty-six	Of thirty-six and under one hundred	Of one hundred and upwards	Of unascertained age														
1	2	2			4	4	2	1																28								
																								10								
																								48								
																								5								
																								7								
																								1		1						
6	2				7	3	4																	10								
1	1				1	1																		12								
																								11								
																								5								
8	5	2			12	8	6	1																145								
17	2	4			19	14	6	3	3															240								
25	7	6			31	22	12	4	3															385		1						
		76							72																							

[illegible] of the whole number of Persons within the District allotted to [illegible]

Name of County, City, Ward, Town, Township, Parish, Precinct, Hundred, or District.	NAMES OF HEADS OF FAMILIES.	MALES: Under five years of age	Of five and under ten	Of ten and under fifteen	Of fifteen and under twenty	Of twenty and under thirty	Of thirty and under forty	Of forty and under fifty	Of fifty and under sixty	Of sixty and under seventy	Of seventy and under eighty	Of eighty and under ninety	Of ninety and under one hundred	Of one hundred and upwards	FEMALES: Under five years of age	Of five and under ten	Of ten and under fifteen	Of fifteen and under twenty	Of twenty and under thirty	Of thirty and under forty	Of forty and under fifty	Of fifty and under sixty	Of sixty and under seventy	Of seventy and under eighty	Of eighty and under ninety
		under 5	5 to 10	10 to 15	15 to 20	20 to 30	30 to 40	40 to 50	50 to 60	60 to 70	70 to 80	80 to 90	90 to 100	100, &c.	under 5	5 to 10	10 to 15	15 to 20	20 to 30	30 to 40	40 to 50	50 to 60	60 to 70	70 to 80	80 to 90
Coffee Mingate District - Pulaski County	Wiley Moor		1				1								2				1						
	Mayinpey Moor	1				1									1				1						
	Edward A Busch	2	1				1		1						1	1			1						
	Jane Harvey	1				1									1				2						
	Thomas Howell	1				2													1						
	Gideon Arthur			1		1		1												1					
	Daniel Womble		1	1				1												1					
	Baptist Scott	2	1			1									1				1						
	Ethelbert Howell					1									1		1	1							
	Allen C Sanford					1												1							
	John Kean Jr			1		1									1				1						
	John Kean Sr								1								1		2			1			
	Denpey Moor				1	1			1									1	1			1			
	Daniel Shiver	1	2			1										2			1						
	Aligah Shiver	1	1			1									1				1						
	Abraham Shiver		2	2	2					1						2			1						
	Jesse Wall	3	1					1							1	2	2								
	William Delman	1		1		1									2	1			2						
	Allen Perkins		2				1								1	1				1					
	Burt Dufnal	2	1	1			2								1		2	1		1					
	Elizabeth Thompson	1				1										2		2			1		1		
	John King			1			1										2	1	1						
	James King						1								2				1						
	John Coakson					1									1				1						
	Joel Bryant								1													1			
	William Barrow					1									1			1							
	Louis H Perkins	2		1	1	1	1								1	1	1				1				
		18	5	9	3	14	8	3	4	1					19	12	7	8	19	4	2	3	1		
					4	17																			

Who are blind.	Who are Deaf and Dumb, of the age of twenty-five and upwards.	Who are Deaf and Dumb, of the age of fourteen and under twenty-five.	Who are Deaf and Dumb, under fourteen years of age.	ALIENS—Foreigners not naturalized.	Who are blind.	Who are Deaf and Dumb, of the age of twenty-five and upwards.	Who are Deaf and Dumb, of the age of fourteen and under twenty-five.	Who are Deaf and Dumb, under fourteen years of age.	TOTAL.	MALES. Of one hundred and upwards.	Of fifty-five and under one hundred.	Of fifty-six and under sixty-five.	Of twenty-five and under thirty-six.	Of ten and under twenty-five.	Under ten years of age.	FEMALES. Of one hundred and upwards.	Of fifty-five and under one hundred.	Of sixty-six and under fifty-five.	Of twenty-four and under sixty-six.	Of ten and under twenty-five.	Under ten years of age.

[illegible] of the whole number of Persons within the Division allotted to [illegible]

Names of County, City, Ward, Town, Township, Parish, Province, Hundred, or District.	NAMES OF HEADS OF FAMILIES.	FREE WHITE PERSONS, (INCLUDING HEADS OF FAMILIES.) MALES. Under five years of age.	Of five and under ten.	Of ten and under fifteen.	Of fifteen and under twenty.	Of twenty and under thirty.	Of thirty and under forty.	Of forty and under fifty.	Of fifty and under sixty.	Of sixty and under seventy.	Of seventy and under eighty.	Of eighty and under ninety.	Of ninety and under one hundred.	Of one hundred and upwards.	FEMALES. Under five years of age.	Of five and under ten.	Of ten and under fifteen.	Of fifteen and under twenty.	Of twenty and under thirty.	Of thirty and under forty.	Of forty and under fifty.	Of fifty and under sixty.	Of sixty and under seventy.	Of seventy and under eighty.	Of eighty and under ninety.
		under 5	5 to 10	10 to 15	15 to 20	20 to 30	30 to 40	40 to 50	50 to 60	60 to 70	70 to 80	80 to 90	90 to 100	100, &c.	under 5	5 to 10	10 to 15	15 to 20	20 to 30	30 to 40	40 to 50	50 to 60	60 to 70	70 to 80	80 to 90
Captain Mingates District Continued	Thomas B. Stevens					1												1							
	Roylana Walker	2	2					1											1						
	James B. Stevens				1	2											1	1				1			
	John Wood			1		1												1							
	Lary v Bryan						1								3				1						
	Matthias Mcamard	2		1		1	1				1				2	1			1				1		
	Charles Powell	1		1		1												1	1						
	Nathan Powell	1	3		1				1						1	3					1				
	Ulysses Christchfield	2	1		1		1								1	1				1					
	Christopher Simpson	2					1								1				1						
	Edward Burch							1			1											1			
	Nathaniel McColl		2	1		1			1						1	2	2				1				
	Joab Christchfield			1	1		1										1						1		
	Rebecca Harris					1												1	1		1				
	Elbert Smith	3	2			1										1			1						
	Elizabeth Dickson	1	1	1												1				1					
	Ann G. Jain															1					1				
	John C. Mey		1	1				1							1	1	1			1					
	Widow Jones		1	1																1					
	Stephen Rogers	2				1												2							
	Hezekiah Mosa	1	1				1								2				2						
		17	14	8	4	10	6	3	2	0	2				12	11	5	7	9	4	4	2	2		
		18	15	9	3	16	8	3	4	1	0				19	12	7	8	19	4	2	3	1		
		35	27	17	7	24	14	6	6	1	2				31	23	12	15	28	8	[illegible]	5	3		
											141												131		

Slaves											Free Colored Persons												Total	White Persons included in the foregoing					Slaves and Persons			
Males					Females						Males						Females															
Of twenty-four and under thirty-six	Of thirty-six and under fifty-five	Of fifty-five and under one hundred	Of one hundred and upwards	Under ten years of age	Of ten and under twenty-four	Of twenty-four and under thirty-six	Of thirty-six and under fifty-five	Of fifty-five and under one hundred	Of one hundred and upwards	Under ten years of age	Of ten and under twenty-four	Of twenty-four and under thirty-six	Of thirty-six and under fifty-five	Of fifty-five and under one hundred	Of one hundred and upwards	Under ten years of age	Of ten and under twenty-four	Of twenty-four and under thirty-six	Of thirty-six and under fifty-five	Of fifty-five and under one hundred	Of one hundred and upwards											
24 to 36	36 to 55	55 to 100	100, &c.	under 10	10 to 24	24 to 36	36 to 55	55 to 100	100, &c.	under 10	10 to 24	24 to 36	36 to 55	55 to 100	100, &c.	under 10	10 to 24	24 to 36	36 to 55	55 to 100	100, &c.			under 14	14 to 26	26, &c.			under 14	14 to 26	26, &c.	
																							4									
																							16									
1				1	1					1		2					2						14									
																							3									
					1																		6									
	2			5		2																	19									
					1																		8									
																							11									
																							8									
					1																		6									
5		1		2	2	0	1																15									
																							11									
																							5									
																							4									
						1																	9									
																							5									
																							2									
																							8									
																							3									
																							5									
																							7									
4	2	1		6	6	3	1			1		2					2						157									
14	4	4		12	15	3	3																211									
18	6	5		18	19	8	4					3					2						368									
		42					49											5														

157

Township [illegible] Dallas St. County

Enumeration of Inhabitants [illegible]

NAMES of HEADS OF FAMILIES.	MALES — Number of Persons in each Family of the following ages:														FEMALES — Number of Persons in each Family of the following ages:											
	under 5	5 to 10	10 to 15	15 to 20	20 to 30	30 to 40	40 to 50	50 to 60	60 to 70	70 to 80	80 to 90	90 to 100	100 & upwards		under 5	5 to 10	10 to 15	15 to 20	20 to 30	30 to 40	40 to 50	50 to 60	60 to 70	70 to 80	80 to 90	90 to 100
Harmon Mock	4	1	1			1									1		1			1						
Joseph L. Braswell	4				1										1	1		1	1	1						
Thomas Rose	1	2	1	1		1									1					1						
William Fountain	2	2		2			1								2	1	1	2	1	1						
Pearson Brown	1	1			1										3				1							
Aaron Fountain	1	1	1				2								1	2	1			2						
Isby. Brown	1	1	1			1									1	2			1							
Lyal Lasar	4	1				1									1				1							
Robert N. Fosler	2					1												1								
Jeremiah Carey	2	1	1	2			1								1		1			1						
Joseph Roderick							1									1					1			1		
William M Kalkan	4	1			1														3							
John Fitzgerald			1	1	1										1				2							
Wiley Williams			1	2	1		1												1							
James Night	1		1		1		1								2	1	1	1	1	1						
Green Fountain	4				1		1								1				1							
Benoni Brown	2					1														1						
Thomas Adams			1	1			1	1								1	2									
Arthur D Jost					1														1							
Joseph Thigpen					1																					
Jeremiah C Smith	2	1				1										1	1	1		1						
Franklin Adams	1	1		1	1													1						1		
Wm M Lester	1				1										1			1			1					
William Fortmans						1																				
William Brown	2	1	1			1										1		1								
Daniel Markham	1		1		1		1														1					
William Ham	1	1				1									2	1			1					1		
Moses D Jackson	2					1	1								1				1							
	32	15	10	10	12	11	9	4							20	12	8	10	15	10	2	0	0	2		

12 — 10 — 8 — 6

Who are Deaf and Dumb, of the age of fourteen and under twenty-five.	Who are Deaf and Dumb, under fourteen years of age.	ALIENS—Foreigners not naturalized.	White Male.	Who are Deaf and Dumb, of twenty-five and upwards.	Who are Deaf and Dumb, of the age of fourteen and under twenty-five.	Who are Deaf and Dumb, under fourteen years of age.	[illegible]	COLORED PERSONS. (INCLUDING BLACK, MULATTO, AND QUADROON.) MALES. Of one hundred and [illegible]	Of fifty-three and under one hundred.	Of thirty-six and under fifty-three.	Of twenty-four and under thirty-six.	Of ten and under [illegible]	Under ten years of age.	FEMALES. Of one hundred and [illegible]	Of fifty-three and under one hundred.	Of thirty-six and under fifty-three.	Of twenty-four and under thirty-six.	Of ten and under [illegible]	Under ten years of age.	MALES. Of one hundred and [illegible]	Of fifty-three and under one hundred.	Of thirty-six and under fifty-three.	Of twenty-four and under thirty-six.	Of ten and under [illegible]	Under ten years of age.	FEMALES. Of one hundred and [illegible]	Of fifty-three and under one hundred.	Of thirty-six and under fifty-three.	Of twenty-four and under thirty-six.	Of ten and under [illegible]	Under ten years of age.	[illegible]

[illegible] of the white families of Persons within the Division allotted to [illegible]

Name of Township, Parish, Hundred, or District	Names of Heads of Families	Males: Under five years of age	Males: Of five and under ten	Males: Of ten and under fifteen	Males: Of fifteen and under twenty	Males: Of twenty and under thirty	Males: Of thirty and under forty	Males: Of forty and under fifty	Males: Of fifty and under sixty	Males: Of sixty and under seventy	Males: Of seventy and under eighty	Males: Of eighty and under ninety	Males: Of ninety and under one hundred	Males: Of one hundred and upwards	Females: Under five years of age	Females: Of five and under ten	Females: Of ten and under fifteen	Females: Of fifteen and under twenty	Females: Of twenty and under thirty	Females: Of thirty and under forty	Females: Of forty and under fifty	Females: Of fifty and under sixty	Females: Of sixty and under seventy	Females: Of seventy and under eighty	Females: Of eighty and under ninety	Females: Of ninety and under one hundred
		under 5	5 to 10	10 to 15	15 to 20	20 to 30	30 to 40	40 to 50	50 to 60	60 to 70	70 to 80	80 to 90	90 to 100	100, &c.	under 5	5 to 10	10 to 15	15 to 20	20 to 30	30 to 40	40 to 50	50 to 60	60 to 70	70 to 80	80 to 90	90 to 100
Captain Adams Doctrine Continued	Augustus Moore				1	1												1			1					
	John Holly	2		1				1								1			1							
	William Nutt	1					1			1								1								
	John Hughs							1							2	1					1					
	James Golightly					1													1							
	Alfred J Sester					2																				
	James M Vicken	1		2		1										2		1								
	Mary Posey	1													1		1			1						
	Stephen C Hicky					1									1			1								
	Jacob Watson	1	2		1	1	1								2				2							
	John H Harvy			1	1				1								1		1		1					
	Robert Collier	1				1	1												1							
	John Bozeman	1	1	1		3	1	1							2		1		1							
	Nancy Graham				1												1		1					1		
	Green G Graham		1	1	1			1							1	1	1			1						
	Ishmael Ayres	1	1			1									2				1							
	John Ayres						1								1	1		1				1				
	James Davis	3		+	1	1		1							1	1	2	2		1		1				
	Telfair Posey					1													1							
	Bluford Spence		2				1									2			2							
	Stephen Coleman	1				1									2				1							
	William Thomas				1					1					1		2		1	1						
	James Stevens			1			1																			
	Joel Williams	2		2				1								3		1		1						
	George Ritts				1	2												1								
	Thomas Boyd						1								1				1							
	William S Tirk	1		1		2	1								2				1							
	David H Gerald	2		1	1	3			1						1		2	2			1					
		18	7	11	9	32	8	6	2	2					18	10	12	11	15	5	4	2	0	1		
						31	9								29	12	11									

0194

| | | |

161 [illegible] of the whole number of Persons within the [illegible] [illegible] to [illegible]

Name of Province, Hundred, or District	Names of Heads of Families	Free White Persons, (including heads of families) — Males: Under five years of age	Of five and under ten	Of ten and under fifteen	Of fifteen and under twenty	Of twenty and under thirty	Of thirty and under forty	Of forty and under fifty	Of fifty and under sixty	Of sixty and under seventy	Of seventy and under eighty	Of eighty and under ninety	Of ninety and under one hundred	Of one hundred and upwards	Females: Under five years of age	Of five and under ten	Of ten and under fifteen	Of fifteen and under twenty	Of twenty and under thirty	Of thirty and under forty	Of forty and under fifty	Of fifty and under sixty	Of sixty and under seventy	Of seventy and under eighty	Of eighty and under ninety
		under 5	5 to 10	10 to 15	15 to 20	20 to 30	30 to 40	40 to 50	50 to 60	60 to 70	70 to 80	80 to 90	90 to 100	100, &c.	under 5	5 to 10	10 to 15	15 to 20	20 to 30	30 to 40	40 to 50	50 to 60	60 to 70	70 to 80	80 to 90
Cattain Adams District Continued	Isaac Johnston	1	1	2	1	1	1								1	1	1	1	1						
	Joel Mock	1	2		1	1										1		3	1		1				
	Ebenezer Folsom	1				1											1	1							
	Alfred Collins					1		1												1					
	John Newman			1	2	1		1								1					1				
	George Cherry	1	2			2		2							1	1		1			1				
	John Bradshaw			1	1	3			1													1			
	Clayton Bradshaw					1																			
	Samuel Noble			1		1	1									1			1						
	John H. Pierce	1					1								2	2			1						
	James Conner			1	1			1							1	2	1		1		1				
	Allen Mills						1												1			1			
	Abraham Mills		2				1											0							
	Nathaniel L. Bostwick					1												1							
	Thomas Masborn	2				1									1				1						
	John M. Cole	1				1		1							1	1	1	2			1				
	William Holt					2		1							1				1	1					
	Nathan N. Lester	1				1									1	1			1						
	John Flemming	1	2	1	4			1								1			1		1				
	Bryant Peacock	2	1	1		1	1								1	1	1	1	1						
	David Wood			1		1									2		1			1					
	Curtis Joiner		1	1	1				1						1	1	1		1		1				
	Kinsbird Strickland	1						1							1	1	1			1					
	Benjamin Jenkins		1				1								1	1				1					
	Cullin Peacock	1	1			1									2			1	1						
	William A. Tharpe	2				0									1	1		1		1					
	Martin Oliver	2	4	1				1							1				1	1					
	Temperance Strickland	1			1													1	3		1				
		19	14	~~10~~	~~13~~	21	~~8~~	10	2						19	17	8	13	~~19~~	~~2~~	8	21			
		[illegible]		11	12	23	7												17	7					

1795

| | | |

162 [illegible] of the whole number of Persons within the Division allotted to [illegible]

Name of County, City, Ward, Town, Township, Parish, Province, Hundred, or District.	NAMES OF HEADS OF FAMILIES.	FREE WHITE PERSONS, (INCLUDING HEADS OF FAMILIES.) MALES. Under five years of age.	Of five and under ten.	Of ten and under fifteen.	Of fifteen and under twenty.	Of twenty and under thirty.	Of thirty and under forty.	Of forty and under fifty.	Of fifty and under sixty.	Of sixty and under seventy.	Of seventy and under eighty.	Of eighty and under ninety.	Of ninety and under one hundred.	Of one hundred and upwards.	FEMALES. Under five years of age.	Of five and under ten.	Of ten and under fifteen.	Of fifteen and under twenty.	Of twenty and under thirty.	Of thirty and under forty.	Of forty and under fifty.	Of fifty and under sixty.	Of sixty and under seventy.	Of seventy and under eighty.	Of eighty and under ninety.	Of ninety and under one hundred.
		under 5	5 to 10	10 to 15	15 to 20	20 to 30	30 to 40	40 to 50	50 to 60	60 to 70	70 to 80	80 to 90	90 to 100	100, &c.	under 5	5 to 10	10 to 15	15 to 20	20 to 30	30 to 40	40 to 50	50 to 60	60 to 70	70 to 80	80 to 90	90 to 100
Captain Adams District Continued	Job Cobb					1				1												1				
	Whitehouse Casan			1			1								1	1			1							
	John Stewart		1	1		1										1	1	1	2	1			1			
	Willis Cason Jr					1									2	1			1							
	Mary Boyet				1													1			1					
	Stephen L Crabb		5				1	1																		
	Joel McLendon						1								1	2			1							
	Simeon Russ	1			1	1												1	1							
	Henry D Moore	1					1									1			1							
	Isaac Foreman	1	1	1					1							1		1		1						
	Foreman Hodges			1	1	2			1						1				1			1				
	Alfred Hodges			1	1	1	1								1	2			1							
	George Mansel Jr	1					1								1	2			1							
	Samaris Cox	1		1											1	1	1			1						
	Willis Cason Sr	1			1			1		1					1	2	2	1		1			1			
	Benjamin Stegal							1								1	1	1			1					
	Abraham Geddens	1				1													1							
	Richard Coleman					1												1								
	John Jones					1									1				1							
	James Wall					1												1								
	Elizabeth Bush	1	1	2													1	1	1							
	John Jordan	1					1								1		2		1							
	Wiley Holder		2			1	1								2				1							
	William Tippet	1	2	2			1													1						
	Brinkly Brown						1								1	1	1	1	1							
	John Mock	1	1				1								1	1	1	2		1		1				
	Elizabeth Bradshaw				2	1																	1			
	Charles Hearoy					1													1							
		12	8	10	6	14	10	3	2	2					15	17	9	12	15	8	2	3	3			
		(11)																	17	6						

SLAVES.												FREE COLORED PERSONS.												TOTAL.	WHITE PERSONS included in this Township.					SLAVES AND COLORED PERSONS included in this Township.			
MALES.				FEMALES.						MALES.						FEMALES.																
Under 10 years of age.	Of ten and under fifteen.	Of fifteen and under twenty-four.	Of twenty-four and under thirty-six.	Under ten years of age.	Of ten and under fifteen.	Of fifteen and under twenty-four.	Of twenty-four and under thirty-six.	Of thirty-six and under forty-five.	Of forty-five and upwards.	Under ten years of age.	Of ten and under fifteen.	Of fifteen and under twenty-four.	Of twenty-four and under thirty-six.	Of thirty-six and under forty-five.	Of forty-five and upwards.	Under ten years of age.	Of ten and under fifteen.	Of fifteen and under twenty-four.	Of twenty-four and under thirty-six.	Of thirty-six and under forty-five.	Of forty-five and upwards.		Under 14 years of age.	14 and under 20 years of age.	20 and under 26 years of age.	26 and upwards.	Number of Persons.	Under 14 years of age.	14 and under 20 years of age.	20 and under 26 years of age.	26 and upwards.	Number of Persons.

Number of Persons with[illegible] entitled to

Districts	NAMES of HEADS OF FAMILIES.	FREE WHITE PERSONS, (INCLUDING HEADS OF FAMILIES.) MALES														FEMALES										SLAVES
		Under 5 years of age	5 to 10	10 to 15	15 to 20	20 to 30	30 to 40	40 to 50	50 to 60	60 to 70	70 to 80	80 to 90	90 to 100	100 & upwards		Under 5 years of age	5 to 10	10 to 15	15 to 20	20 to 30	30 to 40	40 to 50	50 to 60	60 to 70	70 to 80	80 to 90	90 to 100	100 & upwards
		under 5	5 to 10	10 to 15	15 to 20	20 to 30	30 to 40	40 to 50	50 to 60	60 to 70	70 to 80	80 to 90	90 to 100	100 & upwards		under 5	5 to 10	10 to 15	15 to 20	20 to 30	30 to 40	40 to 50	50 to 60	60 to 70	70 to 80	80 to 90	90 to 100	100 & upwards
Pall Mall Hall Ct House	William Everitt					1										1			1								
	John Hawk	1	2	1			2	1											1								
		1		1		1	2	1								1			1	1							

Recapitulation

Captain Taylors District	151	145
Captain Roachs District	155	148
Captain Hunts District	134	158
Captain Collins District	94	91
Captain Bishops District	130	97
Captain Hicks District	163	159
Captain Chapels District	159	159
Captain Lincons District	133	115
Captain Mingators District	141	131
Captain Atkins District	356	337
	1605	1540

SLAVES. Males: Of twenty-four and under thirty-six	Of thirty-six and under fifty-five	Of fifty-five and under sixty-five	Of sixty-five and upwards	Females: Under ten years of age	Of ten and under twenty-four	Of twenty-four and under thirty-six	Of thirty-six and under fifty-five	Of fifty-five and under sixty-five	Of sixty-five and upwards	FREE COLORED PERSONS. Males: Under ten years of age	Of ten and under twenty-four	Of twenty-four and under thirty-six	Of thirty-six and under fifty-five	Of fifty-five and under sixty-five	Of sixty-five and upwards	Females: Under ten years of age	Of ten and under twenty-four	Of twenty-four and under thirty-six	Of thirty-six and under fifty-five	Of fifty-five and under sixty-five	Of sixty-five and upwards	TOTAL	WHITE PERSONS included in the foregoing: Who are Deaf and Dumb, under fourteen years of age	Who are Deaf and Dumb, of the age of fourteen and under twenty-five	Who are Deaf and Dumb, of twenty-five and upwards	Who are blind	ALIENS—Foreigners not naturalized	SLAVES AND FREE PERSONS, included in the foregoing: Who are Deaf and Dumb, under fourteen years of age	Who are Deaf and Dumb, of the age of fourteen and under twenty-five	Who are Deaf and Dumb, of twenty-five and upwards	Who are blind
7	7			10	11	4				1	2	4		1		1	2		1			3									
																						71									
																						74									
7	7			10	11	4				1	2	4		1		1	2		1		74	206									
																						277									
																						248									
																						185									
																						988									

Recapitulation

157				142																		565									1
123				108																		534								1	
130				140																		562	1								1
61				49																		295									
114				94																		435									
14				12																		348									
47				57																	1	417	1								
76				73																		385		1							
42				49											3						2	368									
147				136											8						4	988									
911				853											11						7	4897	2	1				1			2

James H. Warren Assist. to Mar. of Dist. of Georgia

164 [illegible] of the whole number of Persons within the Division allotted to

Name of County, Township, Parish, Hundred, or District.	NAMES or HEADS OF FAMILIES.	FREE WHITE PERSONS, (INCLUDING HEADS OF FAMILIES.) MALES. Under five years of age.	Of five and under ten.	Of ten and under fifteen.	Of fifteen and under twenty.	Of twenty and under thirty.	Of thirty and under forty.	Of forty and under fifty.	Of fifty and under sixty.	Of sixty and under seventy.	Of seventy and under eighty.	Of eighty and under ninety.	Of ninety and under one hundred.	Of one hundred and upwards.	FEMALES. Under five years of age.	Of five and under ten.	Of ten and under fifteen.	Of fifteen and under twenty.	Of twenty and under thirty.	Of thirty and under forty.	Of forty and under fifty.	Of fifty and under sixty.	Of sixty and under seventy.	Of seventy and under eighty.	Of eighty and under ninety.
		under 5	5 to 10	10 to 15	15 to 20	20 to 30	30 to 40	40 to 50	50 to 60	60 to 70	70 to 80	80 to 90	90 to 100	100, &c.	under 5	5 to 10	10 to 15	15 to 20	20 to 30	30 to 40	40 to 50	50 to 60	60 to 70	70 to 80	80 to 90
	Aggregate	342	210	201	164	344	149	106	50	27	10	2	"	"	330	235	172	205	278	124	99	33	22	5	5

I do hereby Certify that The Number of inhabitants within my Division [illegible] of (three thousand one hundred and fifteen white persons and one thousand seven hundred and sixty four Slaves, and Eighteen free [illegible] of Colour) appears in the foregoing schedule. Subscribed by me [illegible] day. November 13th 1830

James H. Warren
Assistant to the Marshal of the [illegible] of Georgia

We hereby Certify that a correct copy of the above schedule signed [illegible] the said James H. Warren Assistant to the marshal of the District of [illegible] has been set up at two of the most public places within the [illegible] open to the inspection of all concerned

Noov. 13th 1830.

Jacob Watson
John Rawls

District (or Territory) of

SLAVES. MALES.						SLAVES. FEMALES.						FREE COLORED PERSONS. MALES.						FREE COLORED PERSONS. FEMALES.						TOTAL.	WHITE PERSONS Included in this Return:				SLAVES AND COLORED PERSONS, Included in Return:			

329

SLAVES.											FREE COLORED PERSONS.												TOTAL.	WHITE PERSONS included in the foregoing.					SLAVES AND COLORED PERSONS, included in foregoing.			
MALES.					FEMALES.						MALES.						FEMALES.															
Of two and under twenty-four	Of twenty-four and under thirty-five	Of thirty-five and under fifty-five	Of fifty-five and under one hundred	Of one hundred and upwards	Under ten years of age	Of ten and under twenty-four	Of twenty-four and under thirty-five	Of thirty-five and under fifty-five	Of fifty-five and under one hundred	Of one hundred and upwards	Under ten years of age	Of ten and under twenty-four	Of twenty-four and under thirty-five	Of thirty-five and under fifty-five	Of fifty-five and under one hundred	Of one hundred and upwards	Under ten years of age	Of ten and under twenty-four	Of twenty-four and under thirty-five	Of thirty-five and under fifty-five	Of fifty-five and under one hundred	Of one hundred and upwards		Who are Deaf and Dumb, under fourteen years of age	Who are Deaf and Dumb, of the age of fourteen and under twenty-five	Who are Deaf and Dumb, of twenty-five and upwards	Whites, Blind	Alleged Persons, Insane and Idiots	Who are Deaf and Dumb, under fourteen years of age	Who are Deaf and Dumb, of the age of fourteen and under twenty-five	Who are Deaf and Dumb, of the age of twenty-five and upwards	Whites, Blind
1 to 24	24 to 36	36 to 55	55 to 100	100, &c.	under 10	10 to 24	24 to 36	36 to 55	55 to 100	100, &c.	under 10	10 to 24	24 to 36	36 to 55	55 to 100	100, &c.	under 10	10 to 24	24 to 36	36 to 55	55 to 100	100, &c.		under 14	14 to 36	36, &c.			under 14	14 to 36	36, &c.	
																							4905	2	"	"	"	"	"	"	"	1
																							~~5105~~	~~2~~								~~1~~
																								"								

Georgia
1850
Pulaski County

Revised

SCHEDULE of the whole number of Persons within the Division allotted to

Names of Cities, Towns, Townships, Parish, Precinct, Hundred, or District	Names of Heads of Families	Free White Persons, (including heads of families.) Males: Under five years of age	Of five and under ten	Of ten and under fifteen	Of fifteen and under twenty	Of twenty and under thirty	Of thirty and under forty	Of forty and under fifty	Of fifty and under sixty	Of sixty and under seventy	Of seventy and under eighty	Of eighty and under ninety	Of ninety and under one hundred	Of one hundred and upwards	Females: Under five years of age	Of five and under ten	Of ten and under fifteen	Of fifteen and under twenty	Of twenty and under thirty	Of thirty and under forty	Of forty and under fifty	Of fifty and under sixty	Of sixty and under seventy	Of seventy and under eighty	Of eighty and under ninety
		under 5	5 to 10	10 to 15	15 to 20	20 to 30	30 to 40	40 to 50	50 to 60	60 to 70	70 to 80	80 to 90	90 to 100	100, &c.	under 5	5 to 10	10 to 15	15 to 20	20 to 30	30 to 40	40 to 50	50 to 60	60 to 70	70 to 80	80 to 90
Georgia Pulaski Co.																									
Capt. Taylor's dist. page 1		22	10	10	12	23	6	12	3	1					19	11	12	10	8	9	8				
" 2		9	2	7	6	22	4	2	1	1					10	6	2	8	8	3	3	2	1		
		31	12	17	18	45	10	14	4	2					29	17	14	18	16	12	11	2	1		
Capt. Roach's dist. Page 3		22	14	9	4	14	13	4	1	1					15	11	12	[illegible]	15	5	5		2		
" 4		15	8	7	8	24	3	3	4	1					16	11	11	4	20	7	4		1	1	
" 5		.	.	.	.	.	.	.	.	.	.	.	.	.	.	.	.	.	.	1	.	.	.	.	.
		37	22	16	12	38	16	7	5	2					31	22	23	11	35	13	9		3	1	
Capt. Rent's dist. Page 6		12	8	2	3	16	6	5		1					17	7	4	3	20	4	2	2	1	1	
" 7		13	7	10	8	19	7	6	3						22	8	11	11	17	7	4	2	1		1
" 8				2	2	2		1								1	3	3	1	1	2	1			
		~~23~~ 25	15	14	13	37	13	12	3	1					39	16	18	17	38	12	8	5	2	1	1
Capt. Collier's dist. page 9		17	9	~~7~~ 8	~~4~~ 3	~~21~~ 20	11	3	2	1	1				13	~~9~~ 10	~~11~~ 10	~~6~~ 6	~~9~~ 10	8	2	1	1		
" 10		4	2	5	2	2	3								2	2	2	6	4	1	3	1			
" 11																									
		21	11	~~12~~ 13	~~6~~ 5	~~23~~ 22	14	3	2	1	1				15	~~11~~ 12	~~13~~ 12	12	~~13~~ 23	9	5	2	1		
Capt. Bishop's dist. Page 12		18	6	6	11	14	11	5	3	3	1				14	9	6	9	16	6	2	2			
" 13		8	9	~~9~~ 10	7	10	1	4	1	2					3	6	4	4	5	3	4	3	1		
		~~16~~ 26	15	~~15~~ 16	18	24	12	9	4	5	1				17	15	10	13	21	9	6	5	1		

[illegible] the District of [illegible] [illegible] District (or Township) of MACHIAS

WHITE. MALES					WHITE. FEMALES						COLORED PERSONS. MALES						COLORED PERSONS. FEMALES						TOTAL					
25	17	14		1	29	29	15	9															349				1	
20	15	6	4	1	19	22	6	13															323					
28	32	20	4	2	42	31	21	22															572				1	
12	9	2	2		20	8	7	11															326					
22	10	9	3		25	22	14	5	2	1													307			1		
																							1					
16	34 (38)	11	5	2	45	38	23	7	2	1													~~534~~ 535			1		
12	13	3			21	23	7	6															219				1	
21	8	7	2		34	18	15	5	1														~~346~~ 254					
6	6	3			6	6	3	1															37					
24	25	13	2		53	47	27	12	1														~~561~~ 560				1	
11	13	8	5		14	10	8	6	1														~~238~~ 237					
2	2	2			5	1	4																57					
13	15	5	5		19	12	12	6	1														~~395~~ 294					
21	14	2			34	19	21	7															316					
7	6	3	1		2	4	2	2	0														119					
15	20	5	1	1	36	23	33	6	3	2													435					

SCHEDULE 2 (Specified) Number of Persons within the District allotted to

Number of the Dwelling House, in the order of visitation	NAMES of HEADS OF FAMILIES.	FREE WHITE PERSONS, (INCLUDING HEADS OF FAMILIES.) — MALES: Under 5 years of age	5 to 10	10 to 15	15 to 20	20 to 30	30 to 40	40 to 50	50 to 60	60 to 70	70 to 80	80 to 90	90 to 100	100, &c.
	Capt. Tod's dist. Page 14	23	18	18	14	11	6	11 10	1	1		1		
	" 13	10	8	11	6	10	5	2	2	3	3			
		33	26	29	20	21	11	13	3	4	3	1		
	Capt. McPhail's dist. Page 16	25	6	9	3	21	4	4	2	1	1			
	" 17	10	13	15	13	11	5	4	7	3		1		
		35	19	24	16	32	9	8	9	4	1	1		
	Capt. Lewis's dist. Page 18	23	11	9	6	15	6	2	1	1	2			
	" 19	8	8	9	7	2	3	5	2	2				
		31	19	18	13	17	9	7	3	3	2			
	Capt. Wingate's dist. Page 20	18	13	9	4	17	8	3	4	1				
	" 21	17	14	8	4	10	6	3	2		2			
		35	27	17	8	27	14	6	6	1	2			
	Capt. Adam's dist. Page 22	22	14	10	10	12	11	8	4					
	" 23	15	7	11	9	30	7	6	2	2				
	" 24	19	12	11	12	27	7	10	2					
	" 25	24	8	10	6	14	10	3	2	2				
	" 26	1		1		1	2	1						
		72	43	43	37	80	38	28	10	4				
		71				81	39							

Number of the Dwelling House, in the order of visitation	NAMES of HEADS OF FAMILIES.	FREE WHITE PERSONS, (INCLUDING HEADS OF FAMILIES.) — FEMALES: Under five years of age	5 to 10	10 to 15	15 to 20	20 to 30	30 to 40	40 to 50	50 to 60	60 to 70	70 to 80	80 to 90	90 to 100
	Capt. Tod's dist. Page 14	29 24	22	14	13	7	12 10	2 3	1	1	1		
	" 13	12	10	1	8	7	2	7	1	3	4	1	
		40 41	32	15	21	14	15 17	12 9	2	4	2	1	
	Capt. McPhail's dist. Page 16	17	9	5	16	13	5	3	1			2	
	" 17	12	14	14	13	12	6	10	2	2			
		29	23	24	29	25	11	13	3	2		2	
	Capt. Lewis's dist. Page 18	26	11	4	12	12	5	2	2	1	1	1	
	" 19	3	6	3	9	5	2	9		1			
		29	17	7	21	17	7	11	2	2	1	1	
	Capt. Wingate's dist. Page 20	19	12	7	8	19	4	2	3	1			
	" 21	12	11	5	7	9	4	4	2	2			
		31	23	12	15	28	8	6	5	3			
	Capt. Adam's dist. Page 22	20	12	8	10	14	10	2			2		
	" 23	18	13	12	11	15	5	4	2		1		
	" 24	19	17	8	13	17	7	8	2				
	" 25	15	17	9	12	15	8	2	3	3			
	" 26	1			1	1							
		73	59	37	47	62	30	16	7	3	3		
		75	58	36		64	28						

of Log Cabin District of Mobile county District (or Locality) of ELLICOTT 393

167

SLAVES. MALES.					SLAVES. FEMALES.						FREE COLORED PERSONS. MALES.						FREE COLORED PERSONS. FEMALES.						TOTAL	WHITE PERSONS included in the foregoing.					SLAVES AND COLORED PERSONS, included in foregoing			
Under 10 years of age	Of 10 and under 24	Of 24 and under 36	Of 36 and under 55	Of 55 and upwards	Under 10 years of age	Of 10 and under 24	Of 24 and under 36	Of 36 and under 55	Of 55 and upwards	Of each hundred and upwards	Under 10 years of age	Of 10 and under 24	Of 24 and under 36	Of 36 and under 55	Of 55 and upwards	Of each hundred and upwards	Under 10 years of age	Of 10 and under 24	Of 24 and under 36	Of 36 and under 55	Of 55 and upwards	Of each hundred and upwards		Deaf and Dumb between the ages of 14 and 25	Deaf and Dumb between the ages of 25 and upwards	Blind	Whites	ALIENS—Free white persons not naturalized	Deaf and Dumb between the ages of 14 and 25	Deaf and Dumb between the ages of 25 and upwards	Blind	Persons insane
																								Under 14	14 to 25	25, &c.			Under 14	14 to 25	25, &c.	
7	1			2	6	3 5	2	1															238 232 116									
7	1				6	2 3	2	1															348 349									
12	4	2	2		9	9	5	3	1														202 207	1								
6	5	5			8	4	3	2									1						416 216									
18	9	7	2		17	17	8	8	1								1						618 418	1								
16	2	4			19	14	6	3	3														338							1		
2	5	2			12	3	6	1															145	1								
24	7	6			31	22	12	4	3														385 384	1								
14	4	4			12	13	5	9															213									
4	2	1			6	6	3	1			1		2				2						157									
18	6	5			18	19	8	4			1		2				2						370									
13	2	2	1		6	2	1	2	2														206									
12	10	5	1		18	12	14	4	1														(278) 277									
14	8		1		8	7	10		3														(254) 248									
6	2		1		12	3	5	1															(182) 183									
9	7	7			10	11	4				1	2	4		1		1	2		1			74									
54	29	14	4		54	35	34	7	6		1	2	4		1		1	2		1			988 990								10	

168

SCHEDULE 2 [illegible] of Persons within the Division allotted to

Name of County, City, Ward, Town, Township, Parish, Precinct, Hundred, or District.	NAMES OF HEADS OF FAMILIES.	FREE WHITE PERSONS, (INCLUDING HEADS OF FAMILIES.) MALES. Under five years of age.	Of five and under ten.	Of ten and under fifteen.	Of fifteen and under twenty.	Of twenty and under thirty.	Of thirty and under forty.	Of forty and under fifty.	Of fifty and under sixty.	Of sixty and under seventy.	Of seventy and under eighty.	Of eighty and under ninety.	Of ninety and under one hundred.	Of one hundred and upwards.	FEMALES. Under five years of age.	Of five and under ten.	Of ten and under fifteen.	Of fifteen and under twenty.	Of twenty and under thirty.	Of thirty and under forty.	Of forty and under fifty.	Of fifty and under sixty.	Of sixty and under seventy.	Of seventy and under eighty.	Of eighty and under ninety.
		under 5	5 to 10	10 to 15	15 to 20	20 to 30	30 to 40	40 to 50	50 to 60	60 to 70	70 to 80	80 to 90	90 to 100	100, &c.	under 5	5 to 10	10 to 15	15 to 20	20 to 30	30 to 40	40 to 50	50 to 60	60 to 70	70 to 80	80 to 90
Capt Taylor's dist.		31	12	17	18	45	10	14	4	2					29	17	14	18	16	12	11	2	1		
" Roach's "		37	22	16	12	38	16	7	5	2					31	22	23	11	35	[illegible]	9		3	1	
" Rents "		~~23~~ 25	15	14	13	37	13	12	3	1					39	16	18	17	38	12	8	5	2	1	1
" Collier's "		21	11	~~12~~ 13	~~6~~ 5	~~23~~ 22	14	3	2	1	1				13	~~11~~ 12	~~13~~ 12	12	~~13~~ 23	9	5	2	1		
" Bishop's "		~~16~~ 26	15	~~15~~ 16	18	24	12	9	4	5	1				17	15	10	13	21	9	6	5	1		
" Holt's "		33	26	29	20	21	11	~~12~~ 13	3	4	3	1			~~40~~ 41	32	15	21	14	~~15~~ 17	~~12~~ 9	2	4	2	1
" McPhail's "		35	19	24	16	32	9	8	9	4	1	1			29	23	24	29	25	11	13	3	2		2
" Lemon's "		31	19	18	13	17	9	7	3	3	2				29	17	7	21	17	7	11	2	2	1	1
" Wingate's "		35	27	17	8	27	14	6	6	1	2				31	23	12	15	28	8	6	5	3		
" Adam's "		~~72~~ 71	43	43	37	~~80~~ 81	~~38~~ 39	28	10	4					~~73~~ 75	~~59~~ 58	~~37~~ 36	47	~~62~~ 64	~~30~~ 28	16	7	3	3	
~~Grand Total~~		~~334~~	~~209~~	~~205~~	~~161~~	~~344~~	~~146~~	~~106~~	~~49~~	~~27~~	~~10~~	~~2~~			~~338~~	~~235~~	~~175~~	~~204~~	~~269~~	~~126~~	~~97~~	~~33~~	~~22~~	~~8~~	~~5~~
Total		~~346~~ 345	209	207	160	~~343~~ 344	~~146~~ 147	107	49	27	10	2			~~334~~ 336	~~236~~ 235	~~172~~ 171	204	~~279~~ 281	~~128~~ 126	94	33	22	8	5

of the Marshal of the Western District (or Territory) of [illegible]

SLAVES. Males. Of ten and under twenty-five	Of twenty-five and under thirty-five	Of thirty-five and under forty-five	Of one hundred and upwards	Females. Under ten years of age	Of ten and under twenty-five	Of twenty-five and under thirty-five	Of thirty-five and under forty-five	Of forty-five and under one hundred	Of one hundred and upwards	FREE COLORED PERSONS. Males. Under ten years of age	Of ten and under twenty-five	Of twenty-five and under thirty-five	Of thirty-five and under forty-five	Of forty-five and under one hundred	Of one hundred and upwards	Females. Under ten years of age	Of ten and under twenty-five	Of twenty-five and under thirty-five	Of thirty-five and under forty-five	Of forty-five and under one hundred	Of one hundred and upwards	TOTAL	WHITE PERSONS included in the foregoing. Who are Deaf and Dumb, under fourteen years of age	Who are Deaf and Dumb, of the age of fourteen and under twenty-five	Who are Deaf and Dumb, of twenty-five and upwards	Whence Mind	ALIENS—Foreigners not naturalized	SLAVES AND COLORED PERSONS included in foregoing. Who are Deaf and Dumb, under fourteen years of age	Who are Deaf and Dumb, of the age of fourteen and under twenty-five	Who are Deaf and Dumb, of the age of twenty-five and upwards	Who are Mind
48	32	20	4	2	48	51	21	22														572									1
34	28 ~~29~~	11	5	1	45	28	25	7	2	1											534	~~535~~	~~534~~							1	
44	25	13	2		53	47	27	12	1													560	~~561~~	1							1
53	15	5	5		19	11	12	6	1													294	~~295~~								
38	20	5	1		36	23	23	9	3														435								
7	1				6	3 ~~5~~	2	1														349	~~348~~								
18	9	7	2		17	17	8	8	1							1						418	~~617~~	1							
24	7	6			31	22	12	4	3													384	~~385~~		1						
18	6	5			18	19	8	4			1		2					2					370								
54	29	14	4		54	35	34	7	6		1	2	4		1		1	2		1		990	~~988~~								
~~298~~	~~173~~	~~86~~	~~23~~	~~2~~	~~327~~	~~258~~	~~172~~	~~80~~	~~17~~	~~1~~	~~2~~	~~2~~	~~6~~	~~..~~	~~1~~		~~2~~	~~4~~	~~..~~	~~1~~	~~..~~	~~..~~	~~5105~~	~~2~~								~~1~~
																							4906								
298	173	86	23	2	327	256	172	80	17	1	2	2	6	..	1	..	2	4	..	1	..	..	~~4905~~	~~2~~							~~1~~
	172																						4906	2	1				1		2

Revised

169

SCHEDULE of the whole Number of Persons within the District of

Names of Districts	NAMES of HEADS OF FAMILIES.	FREE WHITE PERSONS, (INCLUDING HEADS OF FAMILIES.) — MALES: Under the years of	5 to 10	10 to 15	15 to 20	20 to 30	30 to 40	40 to 50	50 to 60	60 to 70	70 to 80	80 to 90	90 to 100	100, &c.	FEMALES: Under five years of	5 to 10	10 to 15	15 to 20	20 to 30	30 to 40	40 to 50	50 to 60	60 to 70	70 to 80	80 to 90	90 to 100	100, &c.
		under 5	5 to 10	10 to 15	15 to 20	20 to 30	30 to 40	40 to 50	50 to 60	60 to 70	70 to 80	80 to 90	90 to 100	100, &c.	under 5	5 to 10	10 to 15	15 to 20	20 to 30	30 to 40	40 to 50	50 to 60	60 to 70	70 to 80	80 to 90	90 to 100	100, &c.

0205

Pittsylvania Co., Va.

Enter Claudius Crozet 1823 + 6 1826.
Thomas Ritchie 1823 + 6 1826.

| Who are Blind. | Of one hundred and upwards. | | |

170

[illegible] of the whole number of Persons within the Division allotted to

Parts of Province, Hundred, or District	NAMES OF HEADS OF FAMILIES	Males: Under five years of age	Of five and under ten	Of ten and under fifteen	Of fifteen and under twenty	Of twenty and under thirty	Of thirty and under forty	Of forty and under fifty	Of fifty and under sixty	Of sixty and under seventy	Of seventy and under eighty	Of eighty and under ninety	Of ninety and under one hundred	Of one hundred and upwards	Females: Under five years of age	Of five and under ten	Of ten and under fifteen	Of fifteen and under twenty	Of twenty and under thirty	Of thirty and under forty	Of forty and under fifty	Of fifty and under sixty	Of sixty and under seventy	Of seventy and under eighty	Of eighty and under ninety	[illegible]
		under 5	5 to 10	10 to 15	15 to 20	20 to 30	30 to 40	40 to 50	50 to 60	60 to 70	70 to 80	80 to 90	90 to 100	100, &c.	under 5	5 to 10	10 to 15	15 to 20	20 to 30	30 to 40	40 to 50	50 to 60	60 to 70	70 to 80	80 to 90	[illegible]
Cap.	Putnam County Humphreys District	7	9	7	6	15	11	5	2	5	1				19	8	4	11	10	7	5	4	4		1	
"	Wallers "	27	15	21	17	41	20	7	5	2	1				33	26	14	20	27	12	7	6	5	1		
"	Wrights "	41	21	24	26	42	12	15	7	5	4				24	23	26	27	27	7	16	11	2			
"	Shraws "	39	39	30	31	46	18	15	11	7	1				41	32	24	31	36	24	13	8	4		1	
"	Williams "	33	19	25	22	29	14	14	5	2					29	20	19	18	26	14	12	4	2	1		
"	Hamers "	23	13	13	14	32	13	8	3	2					22	14	17	18	18	11	7	7	3			
"	Bevels "	50	33	33	24	42	20	11	9	4	2				46	31	17	23	48	18	10	6	2	2	1	
"	Frasiers "	28	24	18	17	40	19	12	4	4	2				27	20	16	18	27	10	11	2	3	1		
"	Mortons "	15	27	19	11	21	15	8	6	3					15	13	15	22	18	7	7	8	1			
"	Richersons "	18	19	10	12	35	17	5	3	1					24	26	15	15	26	13	8	5				
"	Robys "	30	28	23	17	39	21	11	12	1	2				31	21	36	34	35	14	11	6	2	1		
"	Stones "	46	35	37	22	36	28	15	5	5	3				48	41	50	35	43	20	14	8	1		2	
"	Mathises "	59	37	27	36	54	26	14	9	7	2				1	39	40	26	22	39	24	16	8	7	1	
"	Powns "	33	24	10	15	33	20	7	7	3					24	22	19	20	25	17	10	4	3		3	1
"	Kendricks "	28	15	17	9	24	20	10	10	6					39	21	15	12	33	16	7	5	5	1	1	
"	Wilkins "	17	14	16	9	18	6	10	3	3	1				12	13	17	15	14	14	5	3	1	1		
	Town of Eatonton	26	20	21	14	44	20	17	4	1	1			1	24	26	27	26	24	21	4	8	2			
		520	392	351	302	591	300	184	105	61	20			1	459	396	371	371	469	264	171	101	48	15	10	1

L. Turner

J. Turner

Of [illegible] the Marshal of the [illegible] District (or Territory) of [illegible] Virginia 1839

171

SLAVES.												FREE COLORED PERSONS.												TOTAL.	WHITE PERSONS included in the foregoing.					SLAVES AND COLORED PERSONS, included in foregoing.				
MALES.					FEMALES.							MALES.						FEMALES.															
Under 10 years of age	10 and under 24	24 and under 36	36 and under 55	55 and upwards	Under 10 years of age	10 and under 24	24 and under 36	36 and under 55	55 and upwards			Under 10 years of age	10 and under 24	24 and under 36	36 and under 55	55 and upwards		Under 10 years of age	10 and under 24	24 and under 36	36 and under 55	55 and upwards										
1 to 24	24 to 36	36 to 55	55 to 100	100, &c.	under 10	10 to 24	24 to 36	36 to 55	55 to 100	100, &c.		under 10	10 to 24	24 to 36	36 to 55	55 to 100	100, &c.	under 10	10 to 24	24 to 36	36 to 55	55 to 100	100, &c.										
74	40	16	7		87	62	42	18	4			2	5		1			1				1			570							
80	49	18	10		85	68	39	19	6																759			1		1			
76	35	27	9	1	113	77	46	26	10					1	1			1	1						896						2		
132	65	39	12		149	122	58	42	11																1224								
88	45	27	4		107	69	51	33	8					1					1			1			844								
101	71	39	4		98	84	55	25	7						1	1			1						799						2		1
45	36	20	6		57	56	32	15	6									2			1				759			1					
73	38	24	5		52	61	27	17	4			3			1			1			1				675								
81	38	25	5		67	62	36	29	1																613								
61	33	7	1		54	46	32	11	2	1															547								
73	50	24	5		89	83	61	17	4							1									879						11	1	
56	27	19		1	61	40	38	13	7																814								1
89	48	21	6		88	86	61	34	10					1	1										1053	1							
82	33	26	12		72	61	36	23	9				1												741								
78	50	26	7		93	76	43	24	9				1												798								
48	30	29	7		59	73	37	20	9																573		X						
38	22	18	5		73	65	28	22	3	1	1	1	1					1			1	1	1		687				1	1			
731	710	405	105	2	1604	1185	722	388	112	2	1	8	4	5	2			6	3	3	2	2			13261	1		1	2	2	8	1		2

172

[illegible] of the whole number of Persons within the Division allotted to

Name of County, City, Ward, Town, Township, Parish, Precinct, Hundred, or District.	NAMES or HEADS OF FAMILIES.	FREE WHITE PERSONS, (INCLUDING HEADS OF FAMILIES.) MALES. Under five years of age.	Of five and under ten.	Of ten and under fifteen.	Of fifteen and under twenty.	Of twenty and under thirty.	Of thirty and under forty.	Of forty and under fifty.	Of fifty and under sixty.	Of sixty and under seventy.	Of seventy and under eighty.	Of eighty and under ninety.	Of ninety and under one hundred.	Of one hundred and upwards.	FEMALES. Under five years of age.	Of five and under ten.	Of ten and under fifteen.	Of fifteen and under twenty.	Of twenty and under thirty.	Of thirty and under forty.	Of forty and under fifty.	Of fifty and under sixty.	Of sixty and under seventy.	Of seventy and under eighty.	Of eighty and under ninety.
		under 5	5 to 10	10 to 15	15 to 20	20 to 30	30 to 40	40 to 50	50 to 60	60 to 70	70 to 80	80 to 90	90 to 100	100, &c.	under 5	5 to 10	10 to 15	15 to 20	20 to 30	30 to 40	40 to 50	50 to 60	60 to 70	70 to 80	80 to 90
Captain Humphrey Drury's District Putnam County	Jordan S Burk						1											1							
	James Hayes			1	1				1							1			1		1				
	Thomas Johnson			2		1			1						3	2	2			1	1				
	Presley Prichard				2	2				1								1				1			
	William B Prichard		1				1								1	2			1						
	Fanny Dismukes					1				1					1		2	1	1				1		
	William Hubbard	1			1			1		1						1				1			1		
	William Foster	1	1				1								2				1						
	John Hubbard		2			1		1							2				1						
	Sabrina Hill					1												1			1				
	James Stephens					1													1						
	John D Stephens					1									1				1						
	Tapley Holt					1												1							
	Abner Veasy		2				1								2				1						
	Raughly Holt					1		1												1					1
	Robert Finch			1						1												1			
	Samuel Cooper										1								1				1		
	Thomas B Turner	1				1									1			1							
	William Singleton		1	1	1			1							1			1		1					
	Stephen B Marshall						1								1			1							
	Stephen Marshall				1	1				1												1			
	Jones Harris							1																	
	Mary Bryant						1															1			
	Robert Flournoy	2					1												1						
	Josiah Ashurst					1									1			1							
	Lucinda Spence															1				1					
	Nancy Williams														1						1				
		5	7	5	6	13	7	5	2	5	1				17	7	4	9	10	5	4	4	3		1

Burner [illegible] District (or Territory) of Georgia

Slaves: Males: Of ten and under twenty-six	Of twenty-four and under thirty-six	Of thirty-six and under fifty-five	Of fifty-five and under one hundred	Of one hundred and upwards	Females: Under ten years of age	Of ten and under twenty-four	Of twenty-four and under thirty-six	Of thirty-six and under fifty-five	Of fifty-five and under one hundred	Of one hundred and upwards	Free Colored Persons: Males: Under ten years of age	Of ten and under twenty-four	Of twenty-four and under thirty-six	Of thirty-six and under fifty-five	Of fifty-five and under one hundred	Of one hundred and upwards	Females: Under ten years of age	Of ten and under twenty-four	Of twenty-four and under thirty-six	Of thirty-six and under fifty-five	Of fifty-five and under one hundred	Of one hundred and upwards	Total		White persons included in the foregoing: Who are Deaf and Dumb, under fourteen years of age	Who are Deaf and Dumb, of the age of fourteen and under twenty-five	Who are Deaf and Dumb, of twenty-five and upwards	Who are blind	Alien—Foreigners not naturalized	Slaves and Colored persons included in foregoing: Who are Deaf and Dumb, under fourteen years of age	Who are Deaf and Dumb, of the age of fourteen and under twenty-five	Who are Deaf and Dumb, of the age of twenty-five and upwards	Who are blind
																									under 14	14 to 25	25, &c.						
						1																		3									
2	1	1					1	1															1	2									
4	3	1	1		3	6		1															3	2									
4	1	1			6	5	1	1						1									3	3									
2	1				4	5																	2	1									
2	1	1			3		3	2															2	3									
5	4				7	3	5	1															3	6									
																								6									
5	1	1			3	2	2	2															2	8									
5	3				9	2	2	2															2	9									
																								2									
1																								5									
5						2	3																1	4									
8	5				6	9	4																4	5									
		4	1		2	3	2		1		2	5					1			1			3	2									
3	1				1	3			1														1	4									
2					3	1																		9									
3					1	2																	1	0									
																								7									
4	2		1		6	2	3																2	3									
3	6	2	2		11	5	3	3															4	6									
																								1									
5	2	4	2		10	3	3	4	1														3	9									
5	4				5	4	4		1														3	4									
1							1																	7									
																								2									
2	1	1				1	1																1	1									
71	36	16	7		80	59	38	17	4		2	5		1			1			1			52	4									

Putnam Co.

172

SCHEDULE of the whole number of Persons within the Division allotted to

Name of County, City, Ward, Town, Township, Parish, Precinct, Hundred, or District.	NAMES OF HEADS OF FAMILIES.	FREE WHITE PERSONS, (INCLUDING HEADS OF FAMILIES.) MALES. Under five years of age.	Of five and under ten.	Of ten and under fifteen.	Of fifteen and under twenty.	Of twenty and under thirty.	Of thirty and under forty.	Of forty and under fifty.	Of fifty and under sixty.	Of sixty and under seventy.	Of seventy and under eighty.	Of eighty and under ninety.	Of ninety and under one hundred.	Of one hundred and upwards.	FEMALES. Under five years of age.	Of five and under ten.	Of ten and under fifteen.	Of fifteen and under twenty.	Of twenty and under thirty.	Of thirty and under forty.	Of forty and under fifty.	Of fifty and under sixty.	Of sixty and under seventy.	Of seventy and under eighty.	Of eighty and under ninety.	Of ninety and under one hundred.
		under 5	5 to 10	10 to 15	15 to 20	20 to 30	30 to 40	40 to 50	50 to 60	60 to 70	70 to 80	80 to 90	90 to 100	100, &c.	under 5	5 to 10	10 to 15	15 to 20	20 to 30	30 to 40	40 to 50	50 to 60	60 to 70	70 to 80	80 to 90	90 to 100
Captain Humphrey Drury's District Putnam County	Jordan S Burk						1											1								
	James Hayes			1	1				1							1			1		1					
	Thomas Johnson			2		1			1						3	2	2			1	1					
	Presley Prichard				2	2				1								1				1				
	William B Prichard		1				1								1	2			1							
	Fanny Dismukes					1				1					1		2	1	1				1			
	William Hubbard	1						1		1						1				1			1			
	William Foster	1	1				1								2				1							
	John Hubbard		2			1		1							2				1							
	Fabrina Hill					1												1			1					
	James Stephens					1													1							
	John D Stephens					1									1				1							
	Tapley Holt					1												1								
	Abner Veasy		2				1								2				1							
	Raughley Holt					1		1												1					1	
	Robert Finch									1												1				
	Samuel Cooper										1								1				1			
	Thomas B Turner	1				1									1			1								
	William Singleton		1	1	1			1							1			1		1						
	Stephen B Marshall						1								1			1								
	Stephen Marshall					1				1												1				
	Jonas Harris							1																		
	Mary Bryant						1															1				
	Robert Flournoy	2					1												1							
	Josiah Ashurst					1									1			1								
	Lucinda Spence															1				1						
	Nancy Williams														1						1					
		5	7	5	6	13	7	5	2	5	1				17	7	4	9	10	5	4	4	3		1	

[illegible] District (or Territory) of Georgia

SLAVES. MALES. Of ten and under twenty-four	Of twenty-four and under thirty-six	Of thirty-six and under fifty-five	Of fifty-five and under one hundred	Of one hundred and upwards.	FEMALES. Under ten years of age.	Of ten and under twenty-four.	Of twenty-four and under thirty-six.	Of thirty-six and under fifty-five.	Of fifty-five and under one hundred.	Of one hundred and upwards.	FREE COLORED PERSONS. MALES. Under ten years of age.	Of ten and under twenty-four.	Of twenty-four and under thirty-six.	Of thirty-six and under fifty-five.	Of fifty-five and under one hundred.	Of one hundred and upwards.	FEMALES. Under ten years of age.	Of ten and under twenty-four.	Of twenty-four and under thirty-six.	Of thirty-six and under fifty-five.	Of fifty-five and under one hundred.	Of one hundred and upwards.	TOTAL.	WHITE PERSONS included in the foregoing. Who are Deaf and Dumb, under fourteen years of age.	Who are Deaf and Dumb, of the age of fourteen and under twenty-five.	Who are Deaf and Dumb, twenty-five and upwards.	Who are Blind.	ALIENS—Foreigners, but not naturalized.	SLAVES AND COLORED PERSONS, included in foregoing. Who are Deaf and Dumb, under fourteen years of age.	Who are Deaf and Dumb, of the age of fourteen and under twenty-five.	Who are Deaf and Dumb, of the age of twenty-five and upwards.	Who are Blind.
10 to 24	24 to 36	36 to 55	55 to 100	100, &c.	under 10	10 to 24	24 to 36	36 to 55	55 to 100	100, &c.	under 10	10 to 24	24 to 36	36 to 55	55 to 100	100, &c.	under 10	10 to 24	24 to 36	36 to 55	55 to 100	100, &c.		under 14	14 to 25	25, &c.			under 14	14 to 25	25, &c.	
						1																	9									
2	1	1					1	1															12									
4	3	1	1		3	6		1															23									
6	4	1	1		6	5	1	1						1									39									
2	2	1			4	5																	21									
3	2	1	1		3		3	2															13									
4	5	4			7	3	5	1															36									
																							6									
5	5	1	1		3	2	2	2															28									
3	6	3			9	2	2	2															29									
																							2									
1	1																						8									
2	5					2	3																14									
7	8	5			6	9	4																45									
6			4	1	2	3	2		1		2	5			1		1						32									
2	3	1			1	3			1														14									
	2				3	1																	9									
	3				1	2																	10									
																							7									
2	4	2		1	6	2	3																23									
7	3	6	2	2	11	3	3	3															46									
																							1									
8	5	2	4	2	10	3	3	4	1														39									
7	5	4			5	4	4		1														34									
2	1						1																7									
																							2									
2	2	1	1			1	1																11									
71	86	16	7		80	59	38	17	4		2	5		1			1						52	4								

(No. 4.) 173

SCHEDULE of the whole number of Persons within this Division allotted to

Name of County, City, Ward, Town, Township, Parish, Precinct, Hundred, or District.	NAMES of HEADS OF FAMILIES.	FREE WHITE PERSONS, (INCLUDING HEADS OF FAMILIES.)																													
		MALES.													FEMALES.																
		Under five years of age	Of five and under ten	Of ten and under fifteen	Of fifteen and under twenty	Of twenty and under thirty	Of thirty and under forty	Of forty and under fifty	Of fifty and under sixty	Of sixty and under seventy	Of seventy and under eighty	Of eighty and under ninety	Of ninety and under one hundred	Of one hundred and upwards	Under five years of age	Of five and under ten	Of ten and under fifteen	Of fifteen and under twenty	Of twenty and under thirty	Of thirty and under forty	Of forty and under fifty	Of fifty and under sixty	Of sixty and under seventy	Of seventy and under eighty	Of eighty and under ninety		
		under 5	5 to 10	10 to 15	15 to 20	20 to 30	30 to 40	40 to 50	50 to 60	60 to 70	70 to 80	80 to 90	90 to 100	100, &c.	under 5	5 to 10	10 to 15	15 to 20	20 to 30	30 to 40	40 to 50	50 to 60	60 to 70	70 to 80	80 to 90	90 to 100		
Amount brought forward		5	7	5	6	13	7	4	2	5	1				17	7	4	9	10	5	4	4	3		1						
	Solomon Gay	1					1													1											
	John Wilkerson						1																								
	James Yarbrough	1	1	2		1	1								1	1		1		1											
	Sarah Simmons					1															1										
	Johnson Dennis		1				1								1			1					1								
Oaklan Township, Pontotoc County,		7	9	7	6	15	11	5	2	5	1				19	8	4	11	10	7	5	4	4		1					

345

170

	SLAVES.												FREE COLORED PERSONS.												TOTAL.	WHITE PERSONS included in the foregoing.				SLAVES AND COLORED PERSONS, included in foregoing.			
	MALES.						FEMALES.						MALES.						FEMALES.													
	Of ten and under twenty-four	Of twenty-four and under thirty-six	Of thirty-six and under fifty-five	Of fifty-five and under one hundred	Of one hundred and upwards		Under ten years of age	Of ten and under twenty-four	Of twenty-four and under thirty-six	Of thirty-six and under fifty-five	Of fifty-five and under one hundred	Of one hundred and upwards	Under ten years of age	Of ten and under twenty-four	Of twenty-four and under thirty-six	Of thirty-six and under fifty-five	Of fifty-five and under one hundred	Of one hundred and upwards								Who are Deaf and Dumb, under fourteen years of age.	Who are Deaf and Dumb, of the age of fourteen and under twenty-five.	Who are Deaf and Dumb, of twenty-five and upwards.	Who are blind.	ALIENS—Residents not naturalized.	Who are Deaf and Dumb, under fourteen years of age.	Who are Deaf and Dumb, of the age of fourteen and under twenty-five.	Who are Deaf and Dumb, of twenty-five and upwards.	Who are blind.
	Under 10	10 to 24	24 to 36	36 to 55	55 to 100	100, &c.	Under 10	10 to 24	24 to 36	36 to 55	55 to 100	100, &c.	Under 10	10 to 24	24 to 36	36 to 55	55 to 100	100, &c.								Under 14	14 to 25	25, &c.			Under 14	14 to 25	25, &c.	
1	7	14	8	6	1	1	8	6	4	2	1	1		2	5		1	1			1				52	4							
2							3		1																	9	1							
1	1						1	2	1																	7	1							
	2	3					3		2																2	10	1							
		1						1		1																6	1							
																										5	1							
	7	14	8	6	1	1	8	6	4	2	1	1		2	5		1	1			1				52	4							

(No. 4) 174

SCHEDULE of the whole number of Persons within the Division allotted to

Name of County, City, Ward, Town, Township, Parish, Precinct, Hundred, or District	NAMES OF HEADS OF FAMILIES.	FREE WHITE PERSONS, (INCLUDING HEADS OF FAMILIES.) MALES. Under five years of age.	Of five and under ten.	Of ten and under fifteen.	Of fifteen and under twenty.	Of twenty and under thirty.	Of thirty and under forty.	Of forty and under fifty.	Of fifty and under sixty.	Of sixty and under seventy.	Of seventy and under eighty.	Of eighty and under ninety.	Of ninety and under one hundred.	Of one hundred and upwards.	FEMALES. Under five years of age.	Of five and under ten.	Of ten and under fifteen.	Of fifteen and under twenty.	Of twenty and under thirty.	Of thirty and under forty.	Of forty and under fifty.	Of fifty and under sixty.	Of sixty and under seventy.	Of seventy and under eighty.	Of eighty and under ninety.	Of ninety and under one hundred.
		under 5	5 to 10	10 to 15	15 to 20	20 to 30	30 to 40	40 to 50	50 to 60	60 to 70	70 to 80	80 to 90	90 to 100	100, &c.	under 5	5 to 10	10 to 15	15 to 20	20 to 30	30 to 40	40 to 50	50 to 60	60 to 70	70 to 80	80 to 90	90 to 100
Captain Lee Waller's District. Putnam County	Michael Dennis	1				3									2			1	1							
	Phares Kay	1					2								1	1			1							
	Wiley Briant	2	1			1													2							
	John Felts							2										1	1							
	Jacob P. Turner		1			1	1													1						
	Mason Tiller		1				1								1				1							
	Henry Smith			2					1											1		1				
	Henry Cooper						1													1			1			
	Augustus Richards				1	2													1							
	James Dismukes			2	1												2				1					
	Joseph H. Gendrat	2																1	1							
	Hesekiah Wheeler					1									2											
	James Reynolds																			1						
	James Bagley														2				1							
	James Wright	2	1	1	2											1										
	William McGhee				1	2									1			1	1							
	Henry Hancock	2					1									1										
	Sarah B[illegible]		1			3													1		1					
	John Lamar														1		1	1	2			1				
	James Waggoner	1				1									1			1	1							
	Handy Walter					1	2								1	1		2					1			
	James C. McGwong	1					1								1	2	1		1							
	Skelton Napier		2			2									2				1							
	Simeon Felts		1					1							3					1						
	William Holiday			1		1									1			1	1							
	Benjamin Bussy			2					1										1							
	Joseph Williamson		1		1		1									1	2		1							
		12	10	8	6	22	13	4	3	1	1				21	7	6	9	21	7	3	2	2			

A Schedule of the Number of the Persons in the District (or Territory) of Georgia 347

SLAVES. Males: Under ten years of age	Of ten and under twenty-four	Of twenty-four and under thirty-six	Of thirty-six and under fifty-five	Of fifty-five and under one hundred	Of one hundred and upwards	Females: Under ten years of age	Of ten and under twenty-four	Of twenty-four and under thirty-six	Of thirty-six and under fifty-five	Of fifty-five and under one hundred	Of one hundred and upwards	FREE COLORED PERSONS. Males: Under ten years of age	Of ten and under twenty-four	Of twenty-four and under thirty-six	Of thirty-six and under fifty-five	Of fifty-five and under one hundred	Of one hundred and upwards	Females: Under ten years of age	Of ten and under twenty-four	Of twenty-four and under thirty-six	Of thirty-six and under fifty-five	Of fifty-five and under one hundred	Of one hundred and upwards	TOTAL		WHITE PERSONS included in the foregoing: Who are Deaf and Dumb, under fourteen years of age	Who are Deaf and Dumb, of the age of fourteen and under twenty-five	Who are Deaf and Dumb, of twenty-five and upwards	Who are blind	ALIENS—Foreigners not naturalized	SLAVES AND COLORED PERSONS, included in foregoing: Who are Deaf and Dumb, under fourteen years of age	Who are Deaf and Dumb, of the age of fourteen and under twenty-five	Who are Deaf and Dumb, of the age of twenty-five and upwards	Who are blind
	10 to 24	24 to 36	36 to 55	55 to 100	100, &c.	under 10	10 to 24	24 to 36	36 to 55	55 to 100	100, &c.	under 10	10 to 24	24 to 36	36 to 55	55 to 100	100, &c.	under 10	10 to 24	24 to 36	36 to 55	55 to 100	100, &c.			under 14	14 to 25	25, &c.			under 14	14 to 25	25, &c.	
4	10	6	2			2	4	3																3	9	✓								
			1			1	2	1																1	1	✓								
																									6	✓								
																									4	✓								
3	2	1	1	1		3	2	2																1	9	✓				1				
3		3	1				1	2																1	4	✓								
5	3		1			2	2	1																1	9	✓								
	1								1																0	✓								
		2				5		1	1															1	4	✓								
2	3		1			1		1																1	5	✓								
4	1	1		1		3	1	2	2															2	3	✓								
						1																			5	✓								
																									3	✓								
1	2		2			1																		1	2	✓								
4	3	1	1			6	2	1																3		✓								
4	5					4	7																	2	5									
							1																		5	✓								
																									0									
9	8	3	2	2		15	8	3	1	1														5	9	✓								
	1	2	1				1	3	2															1	5	✓								
4	6	4				1	5	2	1															3	5									
3	2	7	1			4		3	1															2	9									
4	10	6		2		4	8	1	1															4	3	✓								
1						1	1																		9	✓								
																									5	✓								
6	3	1	1			1	2		3															2	2	✓								
4	6	3				6		3																2	9	✓								
	56	40	16	7		61	48	30	17	1														505	✓		1		1					

175

SCHEDULE of the whole number of Persons within the Division allotted to

Name of County, City, Ward, Town, Township, Parish, Precinct, Hundred, or District.	NAMES of HEADS OF FAMILIES.	FREE WHITE PERSONS, (INCLUDING HEADS OF FAMILIES.) — MALES: Under five years of age	Of five and under ten	Of ten and under fifteen	Of fifteen and under twenty	Of twenty and under thirty	Of thirty and under forty	Of forty and under fifty	Of fifty and under sixty	Of sixty and under seventy	Of seventy and under eighty	Of eighty and under ninety	Of ninety and under one hundred	Of one hundred and upwards.
		under 5	5 to 10	10 to 15	15 to 20	20 to 30	30 to 40	40 to 50	50 to 60	60 to 70	70 to 80	80 to 90	90 to 100	100, &c.
Eastern District Pittsylvania County	Samuel Stroupe Senr	1	1	1	1	2	1	1	1					
	Benjamin Foster			1	2	2	2			1				
	Rebecca Broadwood				1	2	1							
	William Foster	2					1							
	Daniel W Sturdivant	1						1						
	William Bagley	1	1	2	1	1		1						
	John Hawkins	1	1	2			1							
	Daniel Smith		1	1	1			1						
	Disbro S Mills					1								
	Rebecca Hawkins					2								
	Henry Ford	2			2		1							
	Ann Clemmons													
	Elizabeth Terrell			1	1									
	James Clark					1								
	Homer Starkey			1	1									
	John Param	1				1	1							
	Susannah Param													
	Elizabeth Barnett	1		1										
	Isaac Param	1					1							
	Mth H Ingram					1								
	George Carter	2					1							
	Henry Millions	1						1						
	Olly Mc, cram					1								
	Lunsford Heath	2				1								
	Theophilus Mc, cram				1									
	Daniel Waller			2		4		1						
	Edward Hawkins					1								
	William Mathis					1			1					
	Henry Greene						1							
		27	15	21	17	41	20	7	5	2	1			

FREE WHITE PERSONS, (INCLUDING HEADS OF FAMILIES.) — FEMALES: Under five years of age	Of five and under ten	Of ten and under fifteen	Of fifteen and under twenty	Of twenty and under thirty	Of thirty and under forty	Of forty and under fifty	Of fifty and under sixty	Of sixty and under seventy	Of seventy and under eighty	Of eighty and under ninety	Of ninety and under one hundred	Of one hundred and upwards.
under 5	5 to 10	10 to 15	15 to 20	20 to 30	30 to 40	40 to 50	50 to 60	60 to 70	70 to 80	80 to 90	90 to 100	100, &c.
2	1	7	6	7	2	1	7	3	2	2		
	2	1				1						
2	2		1		1							
			1									
			1									
1	1					1						
1	2				1							
	2	1	1		1							
	1		1									
		1				1						
			1	1								
		2		1								
			1									
		2		1								
		1	1									
				1								
2				1								
		1				1						
				1								
				1								
33	26	14	20	27	12	7	6	5	1			

U.S. Kansas [illegible] District (or Territory) of Georgia 347

SLAVES. MALES. Of ten and under twenty-four.	Of twenty-four and under thirty-six.	Of thirty-six and under fifty-five.	Of fifty-five and under one hundred.	Of one hundred and upwards.	FEMALES. Under ten years of age.	Of ten and under twenty-four.	Of twenty-four and under thirty-six.	Of thirty-six and under fifty-five.	Of fifty-five and under one hundred.	Of one hundred and upwards.	FREE COLORED PERSONS. MALES. Under ten years of age.	Of ten and under twenty-four.	Of twenty-four and under thirty-six.	Of thirty-six and under fifty-five.	Of fifty-five and under one hundred.	Of one hundred and upwards.	FEMALES. Under ten years of age.	Of ten and under twenty-four.	Of twenty-four and under thirty-six.	Of thirty-six and under fifty-five.	Of fifty-five and under one hundred.	Of one hundred and upwards.	TOTAL.	WHITE PERSONS included in the foregoing. Who are Deaf and Dumb, under fourteen years of age.	Who are Deaf and Dumb, of the age of fourteen and under twenty-five.	Who are Deaf and Dumb, of twenty-five and upwards.	Who are blind.	ALIENS—Foreigners not naturalized.	SLAVES AND COLORED PERSONS, included in foregoing. Who are Deaf and Dumb, under fourteen years of age.	Who are Deaf and Dumb, of the age of fourteen and under twenty-five.	Who are Deaf and Dumb, of the age of twenty-five and upwards.	Who are blind.
10 to 24	24 to 36	36 to 55	55 to 100	100, &c.	under 10	10 to 24	24 to 36	36 to 55	55 to 100	100, &c.	under 10	10 to 24	24 to 36	36 to 55	55 to 100	100, &c.	under 10	10 to 24	24 to 36	36 to 55	55 to 100	100, &c.		under 14	14 to 25	25, &c.			under 14	14 to 25	25, &c.	
66	40	10	7		61	48	30	17	1														50	5		1		1				
3					3	3		1															2	4								
1					9	1	3																3	0								
						1																		5								
																								4								
						1																	1	2								
																								9								
2					1																		1	3								
						1																		4								
																								5								
2					1	2		1															1	7								
			1			2	1		3															8								
1		1																						5								
1	4					2	2																	3								
																								8								
																								7								
1	1		1		3	1			1															9								
1					1	1			1														1	1								
																								6								
2			1		1	1																		60								
						1	1																	8								
																								5								
																								1								
						1																		7								
																								3								
																								8								
																								2								
1	4				5	2	2																2	3								
																								1								
10	49	18	10		85	68	39	19	6														75	9		1		1				

(No. 6.) 176

SCHEDULE of the whole number of Persons within the District, platted to

Name of County, City, Ward, Town, Township, Parish, Precinct, Hundred, or District.	NAMES of HEADS OF FAMILIES.	FREE WHITE PERSONS, (INCLUDING HEADS OF FAMILIES.) — MALES: Under the years of age	Of five and under ten	Of ten and under fifteen	Of fifteen and under twenty	Of twenty and under thirty	Of thirty and under forty	Of forty and under fifty	Of fifty and under sixty	Of sixty and under seventy	Of seventy and under eighty	Of eighty and under ninety	Of ninety and under one hundred	Of one hundred and upwards
		under 5	5 to 10	10 to 15	15 to 20	20 to 30	30 to 40	40 to 50	50 to 60	60 to 70	70 to 80	80 to 90	90 to 100	100, &c.
Captain Pollard's Brigade District, Pulaski County	Nathaniel Harrison			1	1	1			1					
	Samuel Cowles													
	Anderson Harwell Sen.				2	1		1		1				
	Edward Ellis	2			2	1		1						
	Nathan Bailey	2	1			1	1							
	Thomas Bailey	1				1					1			
	Edmund Markham					1								
	Edmund Bush	2				1	1							
	Daniel White	1	1	1	1	1			1					
	Theophilus Fletcher	1	1	2	2			1						
	Thomas Clapton			1			1							
	Anderson Harwell Jun.	2				1								
	Peter Baugh	2		1			1							
	James Burt			1	2	1		1						
	Noah Owens						1							
	Thomas Pearce	1	1	1				1						
	Benjamin Gilbert Sen.	1		1		1					1			
	Abel Barns								1					
	Mary McMillon			2										
	Mary T Holt				1				1					
	Eliza Eubes	1	1											
	Thomas Bryant	1	1	1		1								
	James Bryant	1		1		1	1							
	Christopher Bush		1	1				1						
	Jonathan Mashet	2	2	1	1	1								
	William Baugh	2	3	1		1		1						
	Jesse Pope		1								1			
		22	14	16	12	16	6	7	4	1	3			

Name of County, City, Ward, Town, Township, Parish, Precinct, Hundred, or District.	NAMES of HEADS OF FAMILIES.	FREE WHITE PERSONS, (INCLUDING HEADS OF FAMILIES.) — FEMALES: Under five years of age	Of five and under ten	Of ten and under fifteen	Of fifteen and under twenty	Of twenty and under thirty	Of thirty and under forty	Of forty and under fifty	Of fifty and under sixty	Of sixty and under seventy	Of seventy and under eighty	Of eighty and under ninety	Of ninety and under one hundred	Of one hundred and upwards
		under 5	5 to 10	10 to 15	15 to 20	20 to 30	30 to 40	40 to 50	50 to 60	60 to 70	70 to 80	80 to 90	90 to 100	100, &c.
Captain Pollard's Brigade District, Pulaski County	Nathaniel Harrison			1		2		1	1					
	Samuel Cowles				1									
	Anderson Harwell Sen.						1	1						
	Edward Ellis		1	2		1		1		1				
	Nathan Bailey					1								
	Thomas Bailey					1			1					
	Edmund Markham					1								
	Edmund Bush					1								
	Daniel White		1		1	1		1						
	Theophilus Fletcher			1	1	1		1						
	Thomas Clapton					1								
	Anderson Harwell Jun.					1								
	Peter Baugh			1		1		1						
	James Burt	2				1								
	Noah Owens					1								
	Thomas Pearce	1	1			1		1						
	Benjamin Gilbert Sen.		1			2		1						
	Abel Barns													
	Mary McMillon			2	3		1							
	Mary T Holt			1				1						
	Eliza Eubes		2			1								
	Thomas Bryant				2	1								
	James Bryant					1								
	Christopher Bush	2				1			1					
	Jonathan Mashet	1				1								
	William Baugh					1								
	Jesse Pope							1						
		7	8	7	14	20	3	7	5	1				

L. A. S. Turner by the Marshal of the [illegible] District (or Territory) of Georgia 351

Slaves. Males. Of ten and under twenty-four.	Of twenty-four and under thirty-six.	Of thirty-six and under fifty-five.	Of fifty-five and under one hundred.	Of one hundred and upwards.	Females. Under ten years of age.	Of ten and under twenty-four.	Of twenty-four and under thirty-six.	Of thirty-six and under fifty-five.	Of fifty-five and under one hundred.	Of one hundred and upwards.	Free colored persons. Males. Under ten years of age.	Of ten and under twenty-four.	Of twenty-four and under thirty-six.	Of thirty-six and under fifty-five.	Of fifty-five and under one hundred.	Of one hundred and upwards.	Females. Under ten years of age.	Of ten and under twenty-four.	Of twenty-four and under thirty-six.	Of thirty-six and under fifty-five.	Of fifty-five and under one hundred.	Of one hundred and upwards.	Total.		White persons included in the foregoing. Who are Deaf and Dumb, under fourteen years of age.	Who are Deaf and Dumb, of the age of fourteen and under twenty-five.	Who are Deaf and Dumb, of twenty-five and upwards.	Who are blind.	Aliens—Foreigners not naturalized.	Slaves and colored persons, included in foregoing. Who are Deaf and Dumb, under fourteen years of age.	Who are Deaf and Dumb, of the age of fourteen and under twenty-five.	Who are Deaf and Dumb, of the age of fourteen and under twenty-five.	Who are blind.
24 to 36	36 to 55	55 to 100	100, &c.		under 10	10 to 24	24 to 36	36 to 55	55 to 100	100, &c.	under 10	10 to 24	24 to 36	36 to 55	55 to 100	100, &c.	under 10	10 to 24	24 to 36	36 to 55	55 to 100	100, &c.			under 14	14 to 25	25, &c.			under 14	14 to 25	25, &c.	
6	1	1			7		1	3						1									3	3	✓								
1	2				2	1	1																1	2									
1		3	1		1				2														1	6	✓								
			1						1														1	4	✓								
1	1	2			2	1	1																1	5	✓								
1	2				3	1			1														1	3	✓								
																								2	✓								
2	1	1			2	4	2	1															2	1	✓								
		2			1		1																1	6									
1					1	2																	1	5	✓								
																								4	✓								
						1																		5	✓								
1		1	1																				1	1	✓								
2	1	1			4	3	1	1															2	8	✓								
																								2	✓								
		2			1	1	1																1	5	✓								
																								8	✓								
																								1	✓								
																								9	✓								
																								4	✓								
								1																6	✓								
																								7	✓								
					2		1																	8	✓								
	1				2		1																1	4	✓								
2						1	1										1	1					1	5	✓								
3		1	2			1		1	1														1	8	✓								
3	1	2			5	2	1	1	1														2	3	✓								
24	8	16	5		33	18	12	8	6					1			1	1					33	6	✓								

177

SCHEDULE of the whole number of Persons within the Division allotted to

Name of County, City, Ward, Town, Township, Parish, Precinct, Hundred, or District.	NAMES OF HEADS OF FAMILIES.	FREE WHITE PERSONS, (INCLUDING HEADS OF FAMILIES.) MALES: Under five years of age	Of five and under ten	Of ten and under fifteen	Of fifteen and under twenty	Of twenty and under thirty	Of thirty and under forty	Of forty and under fifty	Of fifty and under sixty	Of sixty and under seventy	Of seventy and under eighty	Of eighty and under ninety	Of ninety and under one hundred	Of one hundred and upwards	FEMALES: Under five years of age	Of five and under ten	Of ten and under fifteen	Of fifteen and under twenty	Of twenty and under thirty	Of thirty and under forty	Of forty and under fifty	Of fifty and under sixty	Of sixty and under seventy	Of seventy and under eighty	Of eighty and under ninety	Of ninety and under one hundred
		under 5	5 to 10	10 to 15	15 to 20	20 to 30	30 to 40	40 to 50	50 to 60	60 to 70	70 to 80	80 to 90	90 to 100	100, &c.	under 5	5 to 10	10 to 15	15 to 20	20 to 30	30 to 40	40 to 50	50 to 60	60 to 70	70 to 80	80 to 90	90 to 100
Captain Richard Wright District Putnam County	Amount brought forward	22	14	16	12	15	6	7	4	1	3				7	8	7	11	20	3	7	5	1			
	Wiley Branham	1					1								2	2	2		1							
	John Wallace		1			1					1					1			1			1				
	Bushrod Johnson	2	1			1									1		3		1							
	Richard Burt Sen			1				1							1	2	1	1			1					
	Richard W Wright	1				1									2				1							
	Bird Pruet	1			1	1									1				1							
	Nahor Marshall	2	1				1											1	1			1				
	Jesse Little	1	1	1			1	1								1	1			1						
	Mary Winn		1	2	2	1											2				1					
	Joel Walker	1			1	1	1								1				1							
	Robert McNeal			1					1									1		1						
	Jesse R Horn	1				2												1								
	James G Burt					2									1		2		1							
	John W Hines	1				1									1				1							
	Thomas Hines				2			1							1	3	1	1			1					
	Adam Harden																	1		1			1			
	Pleasant Roberts	1				1									2	1			1							
	Anthony Holloway				1	1			1													1				
	Thomas Turner		1		2				1								1				1					
	Reuben Rogers	1					1								1	1			2							
	Sarah Hall				1												1	1			1					
	Gamaheb Johnson					1												1								
	Jamieb Johnson	1						1								1										
	Jane Ashfield					2											2	1				1				
	Mary Thomas									1																
	John Turner					2				1								1				1				
	Josiah Hearney	1		1	2			1							1	2	1	1			1					
		37	20	22	24	35	11	12	7	4	4				23	22	25	23	33	7	13	10	2			

List of Persons ... by the Marshal of the ... District (or Territory) of Georgia

SLAVES. MALES. Under 10 years of age	10 to 24	24 to 36	36 to 55	55 to 100	100, &c.	SLAVES. FEMALES. Under 10 years of age	10 to 24	24 to 36	36 to 55	55 to 100	100, &c.	FREE COLORED PERSONS. MALES. Under 10 years of age	10 to 24	24 to 36	36 to 55	55 to 100	100, &c.	FREE COLORED PERSONS. FEMALES. Under 10 years of age	10 to 24	24 to 36	36 to 55	55 to 100	100, &c.	TOTAL.	White persons included in the foregoing. Under 14 years of age	14 to 25	25, &c.	ALIENS.	Slaves and colored persons included in foregoing. Under 14 years of age	14 to 26	26, &c.
124	8	16	5			32	18	12	8	5					1				1	1				33	6						
1						2		1																1	5						
3	1					5	1	1	1					1										2	3						
1	2					4	2	2																2	5						
3						3	2																	1	7						
1		1				2	1																	1	1						
2							1																		3						
1						1	3																	1	2						
2	2					4	1	1	3															2	4						
1		1				4	2	1																2	3						
2	2	1				3	2	1	2															2	1						
						2	1																		4						
1							2																		4						
2		1				2	4		1															1	5						
1																									5						
1								1																1	3						
	1						1		1																4						
																									5						
1	1					2	1	1																1	6				1		
1								1																	7						
1						1		1																	4						
																									5						
						1	1																		6						
1						3	3	2																1	5						
1	1					2	2																		9						
							1		1																7						
5	5	1	1			9	3	3	1															4	5						
32	24	20	6			88	52	29	18	6				1	1				1	1				70	9				2		

(No. 6.)

178

SCHEDULE of the whole number of Persons within the Division allotted to

Name of County, City, Ward, Town, Township, Parish, Precinct, Hundred or District.	NAMES of HEADS OF FAMILIES.	FREE WHITE PERSONS, (INCLUDING HEADS OF FAMILIES.) — MALES: Under five years of age	5 to 10	10 to 15	15 to 20	20 to 30	30 to 40	40 to 50	50 to 60	60 to 70	70 to 80	80 to 90	90 to 100	100, &c.
		under 5	5 to 10	10 to 15	15 to 20	20 to 30	30 to 40	40 to 50	50 to 60	60 to 70	70 to 80	80 to 90	90 to 100	100, &c.
	Amount brought forward	37	20	22	24	38	11	12	7	4	4			
Captain Richard Briggs District Putnam County	Edward Switzer					1								
	Ezekiel Burt				1	1		1						
	John Gholson	1				1								
	Joseph Carstarphen	1				1		1						
	John Lord													
	Nathaniel Black				1									
	Josiah Turner					1				1				
	Light Laws					1								
	John Williamson	2				1								
		41	21	24	26	42	12	15	7	5	4			

Name of County, City, Ward, Town, Township, Parish, Precinct, Hundred or District.	NAMES of HEADS OF FAMILIES.	FREE WHITE PERSONS, (INCLUDING HEADS OF FAMILIES.) — FEMALES: Under five years of age	5 to 10	10 to 15	15 to 20	20 to 30	30 to 40	40 to 50	50 to 60	60 to 70	70 to 80	80 to 90	90 to 100	100, &c.
		under 5	5 to 10	10 to 15	15 to 20	20 to 30	30 to 40	40 to 50	50 to 60	60 to 70	70 to 80	80 to 90	90 to 100	100, &c.
	Amount brought forward	23	22	25	22	33	7	13	4	2				
Captain Richard Briggs District Putnam County	Edward Switzer													
	Ezekiel Burt			1	1			1						
	John Gholson	1				1								
	Joseph Carstarphen				1	1								
	John Lord		1		1		1							
	Nathaniel Black				1		1							
	Josiah Turner							1						
	Light Laws													
	John Williamson													
		24	23	26	27	37	7	16	11	2				

[illegible] Parish of the [illegible] District (or Territory) of Georgia 345

	SLAVES.												FREE COLORED PERSONS.												TOTAL.	WHITE PERSONS included in the foregoing.				SLAVES AND COLORED PERSONS, included in foregoing.			
	MALES.						FEMALES.						MALES.						FEMALES.													
	Under 10 years of age.	10 to 24	24 to 36	36 to 55	55 to 100	100, &c.	Under 10 years of age.	10 to 24	24 to 36	36 to 55	55 to 100	100, &c.	Under 10 years of age.	10 to 24	24 to 36	36 to 55	55 to 100	100, &c.	Under 10 years of age.	10 to 24	24 to 36	36 to 55	55 to 100	100, &c.		Who are Deaf and Dumb, under fourteen years of age.	Who are Deaf and Dumb, of the age of fourteen and under twenty-five.	Who are Deaf and Dumb, twenty-five and upwards.	Who are blind.	Who are Deaf and Dumb, under fourteen years of age.	Who are Deaf and Dumb, of the age of fourteen and under twenty-five.	Who are Deaf and Dumb, twenty-five and upwards.	Who are blind.
	Of ten and under twenty.	Of twenty-four and under thirty-six.	Of thirty-six and under fifty-five.	Of fifty-five and under one hundred.	Of one hundred and upwards.		Of ten and under twenty-four.	Of twenty-four and under thirty-six.	Of thirty-six and under fifty-five.	Of fifty-five and under one hundred.	Of one hundred and upwards.		Of ten and under twenty-four.	Of twenty-four and under thirty-six.	Of thirty-six and under fifty-five.	Of fifty-five and under one hundred.	Of one hundred and upwards.		Of ten and under twenty-four.	Of twenty-four and under thirty-six.	Of thirty-six and under fifty-five.	Of fifty-five and under one hundred.	Of one hundred and upwards.					ALIENS—Foreigners not naturalized				
																										under 14	14 to 25	25, &c		under 14	14 to 25	25, &c	
1	5	2	2	4	2	1	6	8	5	2	2	9	1	8	1				1	1					70	9	1			2			
2	3																								5	1							
3	2	2	1				6	2	2	1															2	5	1						
4	2	2					4	3			1														1	6	1						
5	2				1		1	1	1		2														1	4	1						
6	2	2	1	1			3	5	2	2	1														3	6	1						
7	1	2	1				2	2	3																2	1	1						
8	7		2	1				5	1																2	2	1						
9	2	4					3	2	4	1															1	2	1						
10	3	1	2	1			6	5	2	4															3	1	1						

(No. 4.)

179

SCHEDULE of the whole number of Persons within the Division allotted to

FREE WHITE PERSONS, (INCLUDING HEADS OF FAMILIES.)

Name of County, City, Ward, Town, Township, Parish, Precinct, Hundred, or District.	NAMES or HEADS OF FAMILIES.	MALES. Under five years of age.	Of five and under ten.	Of ten and under fifteen.	Of fifteen and under twenty.	Of twenty and under thirty.	Of thirty and under forty.	Of forty and under fifty.	Of fifty and under sixty.	Of sixty and under seventy.	Of seventy and under eighty.	Of eighty and under ninety.	Of ninety and under one hundred.	Of one hundred and upwards.	FEMALES. Under five years of age.	Of five and under ten.	Of ten and under fifteen.	Of fifteen and under twenty.	Of twenty and under thirty.	Of thirty and under forty.	Of forty and under fifty.	Of fifty and under sixty.	Of sixty and under seventy.	Of seventy and under eighty.	Of eighty and under ninety.	Of ninety and under one hundred.
		under 5	5 to 10	10 to 15	15 to 20	20 to 30	30 to 40	40 to 50	50 to 60	60 to 70	70 to 80	80 to 90	90 to 100	100, &c.	under 5	5 to 10	10 to 15	15 to 20	20 to 30	30 to 40	40 to 50	50 to 60	60 to 70	70 to 80	80 to 90	90 to 100
Captain Horace Shaw District Putnam County	Thomas Frasier					1												1								
	Henry Seward	2					1									1			1							
	Thomas Bagley					1									1			1								
	Aggy Gipson					2												1				1				
	William Little		2				2				1								1				1			
	John Carpenter		2	2	1	1			1									2	1	1						
	Gideon Cumins	2	1				1									2	2		1							
	Berry Bachelor	1	2				1								1	1				1						
	John Dennis Jr			2			1								2				1							
	John Dennis Sen									1																
	Beacham Owens		1			1			1								1	1		1						
	David Holleman Jr	1	1			1									1				1							
	David Holleman Sen								1											1						
	James Pinkerton	1	1					1							2	1				1						
	Thomas Cowles	1	1			1									1				1							
	Jackson Tyner			2	1				1						2	1	1			1						
	Job Reesse	1	1	1		1													1							
	Josiah Wasnac	1	1				1								1	1				1						
	Stephen Fedrick	1	1				1								2					1						
	Wesley Owens	2	1			1										1				1						
	Edmund Owens			2	1			1							1	1	1				1					
	John Walch	1				1									1				1							
	Thomas McBonner		2	1	1				1						1		1	1			1					
	Richard Bonner	2				1													1							
	William Arnold	1	1	1	2			1							1	1		1		1						
	William Hurt					2									1			1								
	Elizabeth Holland																1		1			1				
		17	18	12	6	14	8	3	5	1	1				18	10	7	9	11	10	2	2	1			

[illegible] Township the Middle District Return of Persons in the District (or Territory) of Georgia 357

SLAVES. MALES.						SLAVES. FEMALES.						FREE COLORED PERSONS. MALES.						FREE COLORED PERSONS. FEMALES.						TOTAL.	Whites persons included in the foregoing.				Slaves and colored persons included in foregoing.			
Of Twenty-six years of age	Of twenty-six and under thirty-six	Of thirty-six and under forty-five	Of forty-five and under one hundred	Of one hundred and upwards		Under five years of age	Of five and under twenty-four	Of twenty-four and under thirty-six	Of thirty-six and under forty-five	Of forty-five and under one hundred	Of one hundred and upwards	Under ten years of age	Of ten and under twenty-four	Of twenty-four and under thirty-six	Of thirty-six and under forty-five	Of forty-five and under one hundred	Of one hundred and upwards	Under ten years of age	Of ten and under twenty-four	Of twenty-four and under thirty-six	Of thirty-six and under forty-five	Of forty-five and under one hundred	Of one hundred and upwards		White persons. Free males of 21 years and upwards, including heads of families				Slaves. Males and females			
																									Who can Read and Write. Persons over twenty-one years of age.	Who can Read and Write. Persons between the ages of fifteen and twenty-one.	White male persons between the ages of sixteen and twenty-six.	ALIENS—Foreigners not naturalized.	Who can Read and Write. Persons over fourteen years of age.	Who can Read and Write. Persons between the ages of ten and fifteen.		
																									under 14	14 to 25	26, &c.		under 14	14 to 25	26, &c.	
	1			1			2	2	1															9							
																								5							
1						1			1															1	0						
1			1			4	6		2															2	2						
2	1	2				5	3	1	2															2	7	1					
																								1	1						
																									9						
																									7						
																									5						
																									1						
2																									8						
							1																		5						
																									2						
	1							1																	2						
2	3	1	2				1	1																1	5						
		2				1	1																	1	3						
5	3	1	1			6	2	3																2	0						
	4																								6						
																									5						
																									6						
																									5						
						2		1																	9						
1						2		2																1	7						
																									4						
2		1				4	4	1																2	2						
6		1				2	6		1															2	4						
1						2		1	1																7						
26	7	7	1			31	26	12	7															30	1						

180

SCHEDULE of the whole number of Persons within the Division allotted to

Name of County, City, Ward, Town, Township, Parish, Precinct, Hundred, or District.	NAMES OF HEADS OF FAMILIES.	FREE WHITE PERSONS, (INCLUDING HEADS OF FAMILIES.) MALES. Under five years of age	Of five and under ten.	Of ten and under fifteen.	Of fifteen and under twenty.	Of twenty and under thirty.	Of thirty and under forty.	Of forty and under fifty.	Of fifty and under sixty.	Of sixty and under seventy.	Of seventy and under eighty.	Of eighty and under ninety.	Of ninety and under one hundred.	Of one hundred and upwards.	FEMALES. Under five years of age.	Of five and under ten.	Of ten and under fifteen.	Of fifteen and under twenty.	Of twenty and under thirty.	Of thirty and under forty.	Of forty and under fifty.	Of fifty and under sixty.	Of sixty and under seventy.	Of seventy and under eighty.	Of eighty and under ninety.	Of ninety and under one hundred.
		under 5	5 to 10	10 to 15	15 to 20	20 to 30	30 to 40	40 to 50	50 to 60	60 to 70	70 to 80	80 to 90	90 to 100	100, &c.	under 5	5 to 10	10 to 15	15 to 20	20 to 30	30 to 40	40 to 50	50 to 60	60 to 70	70 to 80	80 to 90	90 to 100
Amount brought forward		17	18	12	6	14	8	3	5	1	1				18	10	7	9	11	10	2	2	1			
Captain Horace Shaw's District Putnam County	John H. Bass				1	1				1							1	1				1				
	Ainsworth D. Gatewood	2				1									1				1							
	Benjamin Hargraves	2	2				1									3				1						
	Frances Gatewood			1			1											1			1					
	Sarah Beshears																				1					
	Mathew Brit				1		1											1			1					
	Hamlin Bass	1				1									1				1							
	Benjamin Joiner									1									1				1			
	Sarah Kosser		1		1											1	1			1						
	Benjamin Ellis					1										1			1							
	Joel Hurt	2	1		1	1		1								1	1			1						
	Margaret Heath		1	1											1			3		1						
	Allen Chapman					1									1	1	2		1							
	Lemuel Lancaster					1																				
	John McGhee					1												1								
	Micajah Cooper			1	1			1																		
	Elizabeth Fulder																	2	2			1				
	Michael Stinson				1														1							
	Kinchen Little	2	1	2				1								1				1						
	Thomas Echolds					1									1				1							
	Richard Conine	2		1	3	1			1						1	2	1			1						
	William E. Marcus	1	1				1								3	1	1			1						
	Hannah Marcus																		1				1			
	Joseph Johnson					1														1						
	Polly Simmons														1				1			1				
	Zeno Weddington			1			1								2	2	1	2		1						
		29	25	19	15	25	13	6	8	3	1				30	23	15	20	22	19	5	5	3			

[illegible] Slaves in the Middle District (or Territory) of Georgia 359/180

SLAVES.												FREE COLORED PERSONS.												TOTAL	WHITE persons included in the foregoing.					SLAVES AND COLORED PERSONS, included in foregoing.			
MALES.						FEMALES.						MALES.						FEMALES.														
Of all ages under twenty years.	Of twenty-four and under thirty-six.	Of thirty-six and under fifty-five.	Of fifty-five and under one hundred.	Of one hundred and upwards.		Under ten years of age.	Of ten and under twenty-four.	Of twenty-four and under thirty-six.	Of thirty-six and under fifty-five.	Of fifty-five and under one hundred.	Of one hundred and upwards.	Under ten years of age.	Of ten and under twenty-four.	Of twenty-four and under thirty-six.	Of thirty-six and under fifty-five.	Of fifty-five and under one hundred.	Of one hundred and upwards.	Under ten years of age.	Of ten and under twenty-four.	Of twenty-four and under thirty-six.	Of thirty-six and under fifty-five.	Of fifty-five and under one hundred.	Of one hundred and upwards.		Who are Deaf and Dumb, under fourteen years of age.	Who are Deaf and Dumb, of the age of fourteen and under twenty-five.	Who are Deaf and Dumb, of the age of twenty-five and upwards.	Who are blind.	ALIENS—Foreigners not naturalized.	Who are Deaf and Dumb, under fourteen years of age.	Who are Deaf and Dumb, of the age of fourteen and under twenty-five.	Who are blind of the age of twenty-five and upwards.	Who are blind.
Under 10 years of age.	10 and under 24.	24 to 36.	36 to 55.	55 to 100.	100, &c.	Under 10 years of age.	10 and under 24.	24 to 36.	36 to 55.	55 to 100.	100, &c.	Under 10 years of age.	10 and under 24.	24 to 36.	36 to 55.	55 to 100.	100, &c.	Under 10 years of age.	10 and under 24.	24 to 36.	36 to 55.	55 to 100.	100, &c.		under 14.	14 to 25.	25, &c.			under 14.	14 to 25.	25, &c.	
2	6	7	7	1		3	1	2	6	1	2													3	6	1	1					
5	7	4	3			8	7	2			2													4	8							
	6	3				1	2	1																1	8							
3	1	2	1			8	4																	2	7							
8	5	1	3	1		4	6	3	1															3	6							
																									1							
8	13	7	4	1		1	4	7	8															5	5							
2	2	1					4																	1	3							
4	7	1	1			5		3	1															2	5							
5	3	3	2			8	5	2	2															3	7							
																									3							
9	10	4	2			13	9	4	1															6	1							
							2																		9							
8	7	3		2		3	3		1	2														3	6							
5	3	4	2	3		5	3	1	2															2	9							
1	2	3	1			4	3	1	1															1	8							
																									3							
8	6		1	2		5	4		2															3	3							
5	1	2				3	3	1	2															2	6							
8	8	2	2			3	3	1																3	8							1
																									3							
1	1			1		2	1	1																2	8							
1	1		1			1		2	1															1	6							
5	2					2	3		1															1	5							
	2	1				3			2	1														1	2							
																									2							
							1																	1	1							
113	48	30	11			114	93	41	32	5														88	6							1

(No. 4.)

181

SCHEDULE of the whole number of Persons within the District allotted to

Name of County, City, Ward, Town, Township, Parish, Precinct, Hundred, or District.	NAMES of HEADS OF FAMILIES.	FREE WHITE PERSONS, (INCLUDING HEADS OF FAMILIES.) MALES: Under five years of age	Of five and under ten	Of ten and under fifteen	Of fifteen and under twenty	Of twenty and under twenty-five	Of twenty-five and under thirty	Of thirty and under forty	Of forty and under fifty	Of fifty and under sixty	Of sixty and under seventy	Of seventy and under eighty	Of eighty and under ninety	Of ninety and under one hundred	Of one hundred and upwards.	FEMALES: Under five years of age	Of five and under ten	Of ten and under fifteen	Of fifteen and under twenty	Of twenty and under thirty	Of thirty and under forty	Of forty and under fifty	Of fifty and under sixty	Of sixty and under seventy	Of seventy and under eighty	Of eighty and under ninety	Of ninety and under one hundred	Of one hundred and upwards.
		under 5	5 to 10	10 to 15	15 to 20	20 to 30	30 to 40	40 to 50	50 to 60	60 to 70	70 to 80	80 to 90	90 to 100	100, &c.	under 5	5 to 10	10 to 15	15 to 20	20 to 30	30 to 40	40 to 50	50 to 60	60 to 70	70 to 80	80 to 90	90 to 100	100, &c.
Amount brought forward		29	25	19	15	25	13	6	8	3	1				30	23	15	20	22	19	5	5	3					
Capt Lam Horace Pittman Enrg	Abner Mills			1	1	1				1							1	1	1									
	Abner Ward					1																						
	Ferrimiah Castleberry		1	1	1	2				1						1					1							
	Thomas Pruit					1				1												1						
	Henry J Cornett					1												2										
	Random Ballard	1	1			1		1									1		2									
	Jesse Bachelor				1	1			1									1	1			1						
	Stephen Weston	1	1	1	1	3		1							1				1		1							
	Thomas Reves						1	1												1								
	Elizabeth Evans		1																1		1							
	Thurby Hodge	1	1	3	2	1			1												1							
	Daniel Scudday		1				1										1	1	1									
	Lisha Hollard						1																					
	David Eastridge					1		1							2	2	1	1		1								
	Jesse Simmons	1	1				1								1	1			1									
	Dudley Simmons	2				1													1									
	Thomas Kimbrough	1	1	2	3			1							1	1	1				1							
	Joseph J Baily			1				1							1	1			1									
	Isaac Wilson				2			1								1					1							
	James Wilson					1												1										
	William Williamson	2				1									1				1									
	James Amos	1	2				1								1	1				1								
	Elizabeth Wallace		1		2												1				1							
	Cargal Wallace					1												1										
	Nelia J Simmons					1									2				1									
	Benjamin Simmons		1						1								1	1			1							
		39	37	29	28	42	18	13	11	6	1				40	32	22	28	34	22	13	7	3					

[illegible] Persons [illegible] District (or Territory) of Georgia 36/181

SLAVES.												FREE COLORED PERSONS.												TOTAL.	WHITE PERSONS included in the foregoing.					SLAVES AND COLORED PERSONS, included in foregoing.			
MALES.						FEMALES.						MALES.						FEMALES.															
Of one and under twenty-four.	Of twenty-four and under thirty-six.	Of thirty-six and under fifty-five.	Of fifty-five and under one hundred.	Of one hundred and upwards.	Under ten years of age.	Of ten and under twenty-four.	Of twenty-four and under thirty-six.	Of thirty-six and under fifty-five.	Of fifty-five and under one hundred.	Of one hundred and upwards.	Under ten years of age.	Of ten and under twenty-four.	Of twenty-four and under thirty-six.	Of thirty-six and under fifty-five.	Of fifty-five and under one hundred.	Of one hundred and upwards.	Under ten years of age.	Of ten and under twenty-four.	Of twenty-four and under thirty-six.	Of thirty-six and under fifty-five.	Of fifty-five and under one hundred.	Of one hundred and upwards.		Who are Deaf and Dumb, under fourteen years of age.	Who are Deaf and Dumb, of the age of fourteen and under twenty-five.	Who are Deaf and Dumb, of twenty-five and upwards.	Who are blind.	ALIENS—Foreigners not naturalized.	Who are Deaf and Dumb, under fourteen years of age.	Who are Deaf and Dumb, of the age of fourteen and under twenty-five.	Who are Deaf and Dumb, of the age of twenty-five and upwards.	Who are blind.
[illegible]	[illegible]	[illegible]	[illegible]	[illegible]	[illegible]	[illegible]	[illegible]	[illegible]	[illegible]	[illegible]	under 10	10 to 24	24 to 36	36 to 55	55 to 100	100, &c.	under 10	10 to 24	24 to 36	36 to 55	55 to 100	100, &c.		under 14	14 to 25	25, &c.			under 14	14 to 25	25, &c.	
1	13	4	8	3	0	1	1	1	1	1	1	9	3	4	1	3	2	5						88	6								1
2			1			3	2		3															1	8								
1	1	4	1			2	2	1		1														1	4								
							1																		9								
	1	1				3	2		2	2														1	4								
1	1					2	1		1																9								
									1																8								
																									6								
3	4	4	1			2	3	2	1	1														3	1								
																									3								
3	2						2		1															1	1								
3	4	2		1		8	5	4		1														3	0								
2								1																	8								
																									1								
																									9								
																									5								
																									4								
5	7	1	2			3	5	4																3	0								
	1		1																						7								
	1	1				1		1		1														1	1								
2	2	2	1			3	3	1																1	6								
3		2				1	1	2																1	4								
																									7								
2						4	1																	1	2								
								1																	3								
																									4								
																									5								
	37	65	37	12	[illegible]	141	122	58	41	11														119	4								1

182

SCHEDULE of the whole number of Persons within the Division allotted to

FREE WHITE PERSONS, (INCLUDING HEADS OF FAMILIES.)

Name of County, City, Ward, Town, Township, Parish, Precinct, Hundred, or District.	NAMES OF HEADS OF FAMILIES.	MALES. Under five years of age.	Of five and under ten.	Of ten and under fifteen.	Of fifteen and under twenty.	Of twenty and under thirty.	Of thirty and under forty.	Of forty and under fifty.	Of fifty and under sixty.	Of sixty and under seventy.	Of seventy and under eighty.	Of eighty and under ninety.	Of ninety and under one hundred.	Of one hundred and upwards.	FEMALES. Under five years of age.	Of five and under ten.	Of ten and under fifteen.	Of fifteen and under twenty.	Of twenty and under thirty.	Of thirty and under forty.	Of forty and under fifty.	Of fifty and under sixty.	Of sixty and under seventy.	Of seventy and under eighty.	Of eighty and under ninety.	Of ninety and under one hundred.
		under 5	5 to 10	10 to 15	15 to 20	20 to 30	30 to 40	40 to 50	50 to 60	60 to 70	70 to 80	80 to 90	90 to 100	100, &c.	under 5	5 to 10	10 to 15	15 to 20	20 to 30	30 to 40	40 to 50	50 to 60	60 to 70	70 to 80	80 to 90	90 to 100
Amount brought forward		39	37	29	28	42	18	13	11	6	1				40	32	22	28	34	22	13	7	3			
Captain Horace Shaws District Putnam County	Turner Pruel					1												1								
	Joseph Branham				1					1								1					1			
	Elizabeth Little		1	1		1		1												1						
	Emanuel Parker					1											1	1		1						
	John B Tolse		1					1							1		1		1							
	Jane Turner				1																	1			1	
	Corda Bachelor					1													1							
		39	39	30	31	46	18	15	11	7	1				41	32	24	31	36	24	13	8	4		1	

SLAVES.												FREE COLORED PERSONS.												TOTAL.	WHITE PERSONS Included in the foregoing.				SLAVES AND COLORED PERSONS, included in foregoing.			
MALES.						FEMALES.						MALES.						FEMALES.												
Of 24 and under 36 years.	Of 36 and under 55.	Of fifty-five and under fifty-five.	Of fifty-five and under one hundred.	Of one hundred and upwards.		Under ten years of age.	Of ten and under twenty-four.	Of twenty-four and under thirty-six.	Of thirty-six and under fifty-five.	Of fifty-five and under one hundred.	Of one hundred and upwards.	Under ten years of age.	Of ten and under twenty-four.	Of twenty-four and under thirty-six.	Of thirty-six and under fifty-five.	Of fifty-five and under one hundred.	Of one hundred and upwards.	Under ten years of age.	Of ten and under twenty-four.	Of twenty-four and under thirty-six.	Of thirty-six and under fifty-five.	Of fifty-five and under one hundred.	Of one hundred and upwards.		Free white males, of the age of twenty-one, and upwards.	Free white males, under twenty-one years of age.	Free white females.	Free white persons, not taxed.	White males, of the age of twenty-one, and upwards.	White persons, under twenty-one years of age.	White females.	White persons, not taxed.
36 to 55	55 to 100	100, &c.			under 10	10 to 24	24 to 36	36 to 55	55 to 100	100, &c.		under 10	10 to 24	24 to 36	36 to 55	55 to 100	100, &c.															
1					1	1																								
2						1																								

(No. 4.) 83

SCHEDULE of the whole number of Persons within the Division allotted to

Captain Gilbert Pelham's County

Name of County, City, Ward, Town, Township, Parish, Precinct, Hundred, or District.	NAMES of HEADS OF FAMILIES.	FREE WHITE PERSONS, (INCLUDING HEADS OF FAMILIES.) — MALES.													FEMALES.									
		Under five years of age.	Of five and under ten.	Of ten and under fifteen.	Of fifteen and under twenty.	Of twenty and under thirty.	Of thirty and under forty.	Of forty and under fifty.	Of fifty and under sixty.	Of sixty and under seventy.	Of seventy and under eighty.	Of eighty and under ninety.	Of ninety and under one hundred.	Of one hundred and upwards.	Under five years of age.	Of five and under ten.	Of ten and under fifteen.	Of fifteen and under twenty.	Of twenty and under thirty.	Of thirty and under forty.	Of forty and under fifty.	Of fifty and under sixty.	Of sixty and under seventy.	Of seventy and under eighty.	Of eighty and under ninety.	Of ninety and under one hundred.
		under 5	5 to 10	10 to 15	15 to 20	20 to 30	30 to 40	40 to 50	50 to 60	60 to 70	70 to 80	80 to 90	90 to 100	100, &c.	under 5	5 to 10	10 to 15	15 to 20	20 to 30	30 to 40	40 to 50	50 to 60	60 to 70	70 to 80	80 to 90	90 to 100
	Ezra L Howard		1	2			1													1					
	Thomas K Haughton				1	1		1							1			2		1	1					
	Henry Hunt	2	1	1		1			1							1	2			1						
	Nathan Ellis				1		1								1	1				1						
	William Sumner	1						1								1	1			1						
	David Cooper							1							3				1				1			
	George P Waggoner					1																				
	Caleb Spivey	2					1												1							
	Anderson Ward		1	1												2			1		1					
	John Spivey				1		1										1	1	1		1					
	Elvor Davidson	2				1									2				1							
	Peter Clark							1										1	1			1				
	John Woods		1		1		1										1				1					
	Cowson Heath					1													1							
	John Hall						1														1					
	Riley Bryant						1								1		1			1						
	Isam Wright					1													1							
	John B Graves					1									1					1						
	Mary Barksdale			3											2	1	1	1		1		1				
	Hezekiah Jones	1				1	1								1				1							
	Joseph Wood	1		1	1	1		1							1	2	1	1		1						
	Obadiah Elam	1				1									2				1							
	Martha Jackson				1	1												1	1		1					
	Hutchason Cosby		1	1	2			1							1	2	1			1						
	Austin Parker	1				1										1			1							
	Stephen Williams					1										1		1								
	Allen Bartlett								1																	
	John Davenport	2	3	2				1								1	1				1					
		13	8	11	10	13	7	8	2	1					15	13	10	9	11	8	6	2	1	1		

[illegible] District (or Territory) of Georgia 365

SLAVES. MALES. Of ten and under twenty-four	Of twenty-four and under thirty-six	Of thirty-six and under fifty-five	Of fifty-five and under one hundred	Of one hundred and upwards	FEMALES. Under ten years of age	Of ten and under twenty-four	Of twenty-four and under thirty-six	Of thirty-six and under fifty-five	Of fifty-five and under one hundred	Of one hundred and upwards	FREE COLORED PERSONS. MALES. Under ten years of age	Of ten and under twenty-four	Of twenty-four and under thirty-six	Of thirty-six and under fifty-five	Of fifty-five and under one hundred	Of one hundred and upwards	FEMALES. Under ten years of age	Of ten and under twenty-four	Of twenty-four and under thirty-six	Of thirty-six and under fifty-five	Of fifty-five and under one hundred	Of one hundred and upwards	TOTAL		WHITE PERSONS included in the foregoing. Who are Deaf and Dumb, under fourteen years of age	Who are Deaf and Dumb, of the age of fourteen and under twenty-five	Who are Deaf and Dumb, of twenty-five and upwards	Who are blind	ALIENS—Foreigners not naturalized	SLAVES AND COLORED PERSONS, included in foregoing. Who are Deaf and Dumb, under fourteen years of age	Who are Deaf and Dumb, of the age of fourteen and under twenty-five	Who are Deaf and Dumb, of the age of twenty-five and upwards	Who are blind
[illegible]	[illegible]	[illegible]	[illegible]	[illegible]	under 10	10 to 24	24 to 36	36 to 55	55 to 100	100, &c.	under 10	10 to 24	24 to 36	36 to 55	55 to 100	100, &c.	under 10	10 to 24	24 to 36	36 to 55	55 to 100	100, &c.			under 14	14 to 25	25, &c.			under 14	14 to 25	25, &c.	
					2	2	2																1	3	✓								
					2	3	1	1	1														1	7	✓								
7	2				7	4	4	2															4	4	✓								
5		1			5	1	2																2	4	✓								
4	3	1	1		5	4	4	3															4	0	✓								
																								6	✓								
2	1	1			2	2	2	1															1	6	✓								
3	2	1			4	3	1	2															2	9	✓								
						1																		7	✓								
																								5	✓								
4					2	1	1																1	6	✓								
					1		1																	6	✓								
1					2	1		1															1	0	✓								
																								2	✓								
3					3	1	1																1	0	✓								
2					7	1	2	1	2														2	3	✓								
						1																		3	✓								
1	3						1																	7	✓								
																							1	0	✓								
1						1																		7	✓								
		1						1															1	3	✓								
					1	1	1																1	0	✓								
																								5	✓								
																							1	0	✓								
																								4	✓								
4	1				3	2		1															1	4	✓								
									1															2	✓								
4	1	2	1		4	2	1	2	1														3	3	✓								
39	13	7	2		51	31	24	15	5				1										38	7	✓								

184

SCHEDULE of (the whole number of) Persons within the Division allotted to

Capt. Wm. Peter's Beat in Wm. Lewis County

Names of Heads of Families	FREE WHITE PERSONS, (INCLUDING HEADS OF FAMILIES.) MALES: Under five years of age	Of five and under ten	Of ten and under fifteen	Of fifteen and under twenty	Of twenty and under thirty	Of thirty and under forty	Of forty and under fifty	Of fifty and under sixty	Of sixty and under seventy	Of seventy and under eighty	Of eighty and under ninety	Of ninety and under one hundred	Of one hundred and upwards.	FEMALES: Under five years of age	Of five and under ten	Of ten and under fifteen	Of fifteen and under twenty	Of twenty and under thirty	Of thirty and under forty	Of forty and under fifty	Of fifty and under sixty	Of sixty and under seventy	Of seventy and under eighty	Of eighty and under ninety	Of ninety and under one hundred
	under 5	5 to 10	10 to 15	15 to 20	20 to 30	30 to 40	40 to 50	50 to 60	60 to 70	70 to 80	80 to 90	90 to 100	100, &c.	under 5	5 to 10	10 to 15	15 to 20	20 to 30	30 to 40	40 to 50	50 to 60	60 to 70	70 to 80	80 to 90	90 to 100
Amount brought forward	13	8	11	10	13	7	8	2	1					15	13	10	9	15	8	6	2	1	1		
John B. Fitts						1								1				1							
Thomas Mabry	2					1								1				1							
William Cordams	2	1			1		1													1					
James M Chambers	1				1									1				1							
William Thivey	1		3				1								2	1									
James Rofser	1	1		1			1								1					1					
William Eaken	1	1	3	1										1				1		1					
Uriah D Cornett					1	1												1							
Edward Dudley	2					1												1							
Hardy Gregory		1		3	1									1				2		1					
Richard Hollis					1		1							1	1	1		1	1	1					
William Todd	3		1			1								1	2	3			1						
William Mahon							1							1	1						1				
Thomas Perdew	1	1	2	2	2			1								2		1							
William Worsham	2	1	1		1									2		2			1	1					
Lucian B Harris					1														1						
Horatio Shields	1			1	1														1						
Robert Gilbert				1	1																				
John Furlough	2	2					1							1				1		1					
David Rofs	1	3	1	1		1								1				1							
George Cornett								1										1			1				
John Gunn					1													1							
Henry Nelson					1									1				1							
John Carter					1													1	1						
William Jones						1								1					2			1			
Mary Ward					1															1					
Hannah Chanel																					1				
John G Woods					1													1							
James M Dunn	Plantation																								
	33	18	25	22	29	14	14	5	2					29	20	19	18	26	14	12	4	2	1		

Return of the Whole Number of Persons within the District (or Territory) of Illinois as Enumerated by the Marshal, in pursuance of an Act entitled "An Act providing for the Fifth Census or Enumeration of the Inhabitants of the United States," passed March 3, 1839.

SLAVES. MALES. Under 10 years of age	10 to 24	24 to 36	36 to 55	55 to 100	100 and upwards	FEMALES. Under 10 years of age	10 to 24	24 to 36	36 to 55	55 to 100	100 and upwards	FREE COLORED PERSONS. MALES. Under 10 years of age	10 to 24	24 to 36	36 to 55	55 to 100	100 and upwards	FEMALES. Under 10 years of age	10 to 24	24 to 36	36 to 55	55 to 100	100 and upwards	TOTAL	WHITE PERSONS included in the foregoing. Under 14 years of age	14 to 25	25 and upwards	ALIENS	SLAVES AND COLORED PERSONS included in foregoing. Under 14 years of age	14 to 25	25 and upwards
39	13	7	2			5	3	2	1	5				1										88							
																								3							
1						1		1																8							
7	6	2				5	3	2																37							
1	3		1			4	3		2															21							
1	3	3	1			5	4	3	1															39							
1	2		1				1																	12							
	5	2				3	3	1	1															25							
	3					1	1																	14							
	3	3	2			1	3	2	1															36							
		1	1			3		2																21							
																								12							
	3		1			3	4		2	1														56							
		2				2		1																18							
							1																	12							
							1																	3							
						1			1															4							
																								5							
																								6							
																								8							
7	6	1				4	3	1	3															35							
2	1					1	1	3	1															17							
																								2							
3	4	2				6		2	1															23							
1	2	2	1				1		2	1														15							
																								5							
5	4	2	1			8	7	2	1	1														41							
																		1			1			3							
																								2							
2	1	2				6	1	2	1															21							
45	27	4				109	69	61	33	8				1				1			1			844							

185

SCHEDULE of (the whole number of Persons within the Division allotted to

Calaw Henry District Putnam County

Name of Town, Township, Parish, Precinct, Hundred or District.	NAMES of HEADS OF FAMILIES.	FREE WHITE PERSONS, (INCLUDING HEADS OF FAMILIES.) MALES													FEMALES											
		Under five years of age	Of five and under ten	Of ten and under fifteen	Of fifteen and under twenty	Of twenty and under thirty	Of thirty and under forty	Of forty and under fifty	Of fifty and under sixty	Of sixty and under seventy	Of seventy and under eighty	Of eighty and under ninety	Of ninety and under one hundred	Of one hundred and upwards	Under five years of age	Of five and under ten	Of ten and under fifteen	Of fifteen and under twenty	Of twenty and under thirty	Of thirty and under forty	Of forty and under fifty	Of fifty and under sixty	Of sixty and under seventy	Of seventy and under eighty	Of eighty and under ninety	Of ninety and under one hundred
		under 5	5 to 10	10 to 15	15 to 20	20 to 30	30 to 40	40 to 50	50 to 60	60 to 70	70 to 80	80 to 90	90 to 100	100, &c.	under 5	5 to 10	10 to 15	15 to 20	20 to 30	30 to 40	40 to 50	50 to 60	60 to 70	70 to 80	80 to 90	90 to 100
	William Pace jr					2	2								2				1							
	Gray Harris	2				1													1							
	George Crouch				1			1																		
	James W Jackson	1				1													1							
	Nancy Slaughter				2												2					1				
	Clement Pace					1													1							
	James Slaughter					1									1				1							
	Henry C Hames						1								1				1							
	John H Crafton					1									1	2			1			1				
	William Pace Sen				1	1		1							1				1			1				
	Alexander Reid	1				1									1				1							
	Cullen Reid					1													1							
	Asa Douglas					1													1			1				
	Hollandsberry Holt				1														1							
	Vinny Swan					1													1			1				
	Harrod Reese					1													1							
	William Woods					1													1							
	Lucy Ivey																		1			1				
	Nancy Cunham		1	1												1			2							
	James Ashley	1	1	1				1								1			1							
	Simon Holt					1																				
	Leathy Lawson		2		2	1											1					1				
	William Kilpatrick	1	1	1				1							1						1					
	Lewis Jones	2				1									1	1			1							
	Henry Rogers	1	3					1							2	1	2	1		1						
	William H Pace					1									1				1							
	Bradly Slaughter					1																				
	Henry C Holt					1																				
		9	8	3	5	19	4	3	2						11	7	6	7	10	4	1	3	2			

[illegible] Subdivision (or Township) of [illegible]

SLAVES.													FREE COLORED PERSONS.												TOTAL.	WHITE PERSONS included in the foregoing.				SLAVES AND COLORED PERSONS, included in foregoing.			
MALES.						FEMALES.							MALES.						FEMALES.														
Of 24 and under thirty-six.	Of thirty-six and under forty-five.	Of forty-five and under fifty-five.	Of fifty-five and under one hundred.	Of one hundred and upwards.	Under ten years of age.	Of ten and under twenty-four.	Of twenty-four and under thirty-six.	Of thirty-six and under forty-five.	Of forty-five and under one hundred.	Of one hundred and upwards.	Under ten years of age.	Of ten and under twenty-four.	Of twenty-four and under thirty-six.	Of thirty-six and under forty-five.	Of forty-five and under one hundred.	Of one hundred and upwards.	Under ten years of age.	Of ten and under twenty-four.	Of twenty-four and under thirty-six.	Of thirty-six and under forty-five.	Of forty-five and under one hundred.	Of one hundred and upwards.		Who are Deaf and Dumb, under fourteen years of age.	Who are Deaf and Dumb, of the age of fourteen and under twenty-five.	Who are Deaf and Dumb, of twenty-five and upwards.	ALIENS—Naturalized and unnaturalized.	Who are blind.	Who are Deaf and Dumb, under fourteen years of age.	Who are Deaf and Dumb, of the age of fourteen and under twenty-five.	Who are Deaf and Dumb, of the age of twenty-five and upwards.	Who are blind.
24 to 36	36 to 45	45 to 55	55 to 100	100, &c.	under 10	10 to 24	24 to 36	36 to 55	55 to 100	100, &c.	under 10	10 to 24	24 to 36	36 to 55	55 to 100	100, &c.	under 10	10 to 24	24 to 36	36 to 55	55 to 100	100, &c.		under 14	14 to 25	25, &c.			under 14	14 to 25	25, &c.	
4					4	5	1																2	7	1							
4	2	1			2	2	4																2	1	1							
1	1					1		1																6	1							
1					1	1																		0	1							
3	2		1		2	2																	1	8	1							
	1					1	1								1									0	1							
	1																							3	1							
																								3	1							
1						2																		8	1							
3	2	1			1	2	2																2	1	1							
6	4	6			14	3	5	3	1														5	8	1				1			
7	5	4			6	4	2	2															3	5	1							
13	10	3			8	3	2	2															4	4	1							
	1	1					1	1																9	1							
																								1								
1						1																		4	1							
					1		1																	4	1							
						1																		3	1							
2		2			3	2	3	1															2	1	1							
																								7	1							
1	1					1			1															3	1							
	1	1						1															1	1	1							
	1				1	3	2																1	2	1							
																								6	1							
	1				2		1																1	7	1							
					1	1																		3	1							
1	1	1					1																	5	1							
2						2																		3	1							
49	34	20	1		46	39	26	11	2						1			1					32	3	1				1			

No. 4 186

SCHEDULE of the whole number of Persons within the Division allotted to

Name of County, City, Ward, Town, Township, Parish, Precinct, Hundred, or District.	NAMES OF HEADS OF FAMILIES.	FREE WHITE PERSONS, (INCLUDING HEADS OF FAMILIES.) MALES. Under five years of age	Of five and under ten	Of ten and under fifteen	Of fifteen and under twenty	Of twenty and under thirty	Of thirty and under forty	Of forty and under fifty	Of fifty and under sixty	Of sixty and under seventy	Of seventy and under eighty	Of eighty and under ninety	Of ninety and under one hundred	Of one hundred and upwards	FEMALES. Under five years of age	Of five and under ten	Of ten and under fifteen	Of fifteen and under twenty	Of twenty and under thirty	Of thirty and under forty	Of forty and under fifty	Of fifty and under sixty	Of sixty and under seventy	Of seventy and under eighty	Of eighty and under ninety	Of ninety and under one hundred
		under 5	5 to 10	10 to 15	15 to 20	20 to 30	30 to 40	40 to 50	50 to 60	60 to 70	70 to 80	80 to 90	90 to 100	100, &c.	under 5	5 to 10	10 to 15	15 to 20	20 to 30	30 to 40	40 to 50	50 to 60	60 to 70	70 to 80	80 to 90	90 to 100
Amount brought forward		9	8	3	8	19	4	3	2						11	7	6	7	10	4	1	3	2			
Caspian Henry to Hannes District Putnam County	Wiley Price								1								1	1				1				
	John [illegible]																									
	John [illegible]																			1						
	John Edwards	2		1				1								1	1			1						
	Thomas Kilpatrick	1															1		1		1					
	Fredrick Foster	2													1				1							
	Eliza Bachelor	2	2												1		1			1						
	Davis Dunham	1													1	1			1							
	James Jones																1	1			1					
	Benjamin Catchins						2															1				
	Susan Bird	1														1	1						1			
	Mary Blount			1		1													1		1					
	John M. Calhoun	1				1													1							
	Edmund Reed	1				1																				
	Kitty Terrell			1	1										1				1			1				
	Amos Ward			2	2	1									1	1					1					
	Greene Johnson					1									1		1	1								
	Zachens Butler	1															1	3			1					
	Abner McGhee					1													1			1				
	James M L Peak					1									1			1								
	Henry Howard				1			1										1			1					
	Elisha Reed	1		2			1								1		2			1						
	Robert Langford		1	1			1								1	1				1						
	Joseph Wenn	1			1		1									2	1			1						
	John Scot														1			1								
	James R Turner					1																				
		23	13	13	14	32	13	8	3	2					22	14	17	18	18	11	7	7	3			

J. H. Turner ... Dist. ... Pitts. ca 371

186

| SLAVES. | | |

(No. 4.) 187

SCHEDULE of the whole number of Persons within the Division allotted to

FREE WHITE PERSONS, (INCLUDING HEADS OF FAMILIES.)

Name of County, City, Ward, Town, Township, Parish, Precinct, Hundred, or District.	NAMES or HEADS OF FAMILIES.	MALES: Under five years of age.	Of five and under ten.	Of ten and under fifteen.	Of fifteen and under twenty.	Of twenty and under thirty.	Of thirty and under forty.	Of forty and under fifty.	Of fifty and under sixty.	Of sixty and under seventy.	Of seventy and under eighty.	Of eighty and under ninety.	Of ninety and under one hundred.	Of one hundred and upwards.	FEMALES: Under five years of age.	Of five and under ten.	Of ten and under fifteen.	Of fifteen and under twenty.	Of twenty and under thirty.	Of thirty and under forty.	Of forty and under fifty.	Of fifty and under sixty.	Of sixty and under seventy.	Of seventy and under eighty.	Of eighty and under ninety.	Of ninety and under one hundred.
		under 5	5 to 10	10 to 15	15 to 20	20 to 30	30 to 40	40 to 50	50 to 60	60 to 70	70 to 80	80 to 90	90 to 100	100, &c.	under 5	5 to 10	10 to 15	15 to 20	20 to 30	30 to 40	40 to 50	50 to 60	60 to 70	70 to 80	80 to 90	90 to 100
Captain Zachariah Bevels District Wilkinson County	Silas Ramey	1	1			1									1	1			1							
	Julius Cook	1		2	1			1							1	1				1						
	Baldwin Norris	1	1		1	1									2				1							
	Zachariah Bevel	1	2	1											1											
	Caswell Hobson							1							2		2									
	David Weaver	2		2	1	1									1											
	Simeon Young																									
	Simeon Fuller				2				1													1				
	John Ingram Sen	1				1			1							1		1			1					
	Reuben Young	1				2	2												1							
	Charles Price							1																1		
	Jewtral Hall		1												1			1								
	John B Ingram	2	1			1													1			1				
	Robert Walton					1									1											
	Needham Averea	1	1	1																						
	Job T Bird	2			1	1													1							
	Thomas Ingram			2						1					1	1				1						
	John Averea			3	1	2		1							2	1		1	2		1		1			
	Thomas Kimbrough		1				1								2	2			1							
	Enoch Collins	1				1																				
	Abram Leverett		1	2	2	1			1							1		1	1		1					
	Bradley Averea	1	1				1								2	1			1							
	Robertson Rawls	1		1			1	1							1					1						
	Ingram Averea	1		2			1									2		1		1						
	William Peak	2	1		1	1	1									1	1		1		1					
	James B Brown	1	1		2				1												2					
	Allen Cogburn	2					1								1	1		1		1						
		23	13	16	14	16	9	6	5	1					19	14	3	9	13	6	9	2	1	1		

Of the Whites in the Militia of this [illegible] District (or Territory) of Georgia

SLAVES. MALES. Of ten and under twenty-four	Of twenty-four and under thirty-six	Of thirty-six and under fifty-five	Of fifty-five and under one hundred	Of one hundred and upwards, &c.	SLAVES. FEMALES. Under ten years of age	Of ten and under twenty-four	Of twenty-four and under thirty-six	Of thirty-six and under fifty-five	Of fifty-five and under one hundred	Of one hundred and upwards, &c.	FREE COLORED PERSONS. MALES. Under ten years of age	Of ten and under twenty-four	Of twenty-four and under thirty-six	Of thirty-six and under fifty-five	Of fifty-five and under one hundred	Of one hundred and upwards, &c.	FREE COLORED PERSONS. FEMALES. Under ten years of age	Of ten and under twenty-four	Of twenty-four and under thirty-six	Of thirty-six and under fifty-five	Of fifty-five and under one hundred	Of one hundred and upwards, &c.	TOTAL.	WHITE PERSONS included in the foregoing. Who are Deaf and Dumb, under fourteen years of age.	Who are Deaf and Dumb, of the age of fourteen and under twenty-five.	Who are Deaf and Dumb, of twenty-five and upwards.	White blind.	ALIENS—Foreigners not naturalized.	SLAVES AND COLORED PERSONS, included in foregoing. Who are Deaf and Dumb, under fourteen years of age.	Who are Deaf and Dumb, of the age of fourteen and under twenty-five.	Who are Deaf and Dumb, of the age of twenty-five and upwards.	Negro blind.
10 to 24	24 to 36	36 to 55	55 to 100	100, &c.	under 10	10 to 24	24 to 36	36 to 55	55 to 100	100, &c.	under 10	10 to 24	24 to 36	36 to 55	55 to 100	100, &c.	under 10	10 to 24	24 to 36	36 to 55	55 to 100	100, &c.		under 14	14 to 25	25, &c			under 14	14 to 25	25, &c
							1																9	V							
																							8	V							
																							7	V							
1																							8	V							
							1	1															9	V							
4			1		3	3	1	1														2	8	V							
																							8	V							
2					1		1	1														1	10	V							
1		1				1	1															1	4	V							
2	2					1	1															1	12	V							
																							2	V							
	1				1		1																4	V							
1	1				2	2																	3	V							
						1																	4	V							
																							6	V							
2	2				2	2	1															1	14	V							
4	1	3	1		2	4	2															2	14	V							
1	1																						7	V							
1	1	2			3	4	3															2	15	V							
																							3	V							
2	2	4	1		8	4	4	2									1					5	5	V							
																							8	V							
		1																					7	V							
3			1		3		2	1														2	9	V							
							1															1	2								
						1																	8	V			1				
5	3	2			4	1	4	1														3	2	V							
29	19	12	3		31	24	24	7									1					36	3	V			1				

(No. 4.) 188

SCHEDULE of the whole number of Persons within the Division allotted to

FREE WHITE PERSONS, (INCLUDING HEADS OF FAMILIES.)

Names of County, City, Ward, Town, Township, Parish, Precinct, Hundred, or District.	NAMES OF HEADS OF FAMILIES.	MALES. Under five years of age.	Of five and under ten.	Of ten and under fifteen.	Of fifteen and under twenty.	Of twenty and under thirty.	Of thirty and under forty.	Of forty and under fifty.	Of fifty and under sixty.	Of sixty and under seventy.	Of seventy and under eighty.	Of eighty and under ninety.	Of ninety and under one hundred.	Of one hundred and upwards.	FEMALES. Under five years of age.	Of five and under ten.	Of ten and under fifteen.	Of fifteen and under twenty.	Of twenty and under thirty.	Of thirty and under forty.	Of forty and under fifty.	Of fifty and under sixty.	Of sixty and under seventy.	Of seventy and under eighty.	Of eighty and under ninety.	Of ninety and under one hundred.
		under 5	5 to 10	10 to 15	15 to 20	20 to 30	30 to 40	40 to 50	50 to 60	60 to 70	70 to 80	80 to 90	90 to 100	100, &c.	under 5	5 to 10	10 to 15	15 to 20	20 to 30	30 to 40	40 to 50	50 to 60	60 to 70	70 to 80	80 to 90	90 to 100
Amount brought forward		23	13	10	14	10	9	5	5	6					19	14	3	9	13	6	9	2	1	1		
Captain Zachariah Birrels District Putnam County	Allen Foster														1				1							
	James F Scot	1				1												1								
	William Barret			1			1								2	1	1			1						
	William Averea	1				1													1							
	William Moore	1					1											1	1							
	William Scot				1	1													1							
	Honor Rawls																		1							
	Joel Newsom		1				1								2				1							
	John Man	1		2	1			1								2	1			1						
	John Moore					2													2							
	Dexon Hooks						1									3	1			1						
	Nathaniel Barns	1				1									1											
	Sjivey Fuller					1									2				1							
	Fredrich Conner	1	2	2	1				1						1			1	2	1						
	Burges Dupree	1	2				1								1	1	1			1						
	Jesse Bryant		1					1							2				1							
	Albert Winchel					1									1				1							
	Hesekiah S Dodwell	2	1	1		1	1										1		1							
	Ishmael Brantham	1	1	1				1								1	1			1		1				
	Hicks Ellis			1		1				1						1	1		1							
	John Newsom	2	1	2					1						1	1		1	1	1						
	Sarah Chieves																		1			1				
	Simeon Weaver	2				1													1							
	Hannah Winn		2	2											1	1		1		1						
	Eady Loflin		1	1											1		2			1						
	William Martin	1	1	1		1			1									2	1			1				
		39	28	30	18	29	15	9	8	2					35	25	12	17	32	15	9	5	1	1		

[illegible] by the Marshal of the [illegible] District (or Territory) of Georgia 375

SLAVES. Males: Of ten and under twenty-four	Males: Of twenty-four and under thirty-six	Males: Of thirty-six and under fifty-five	Males: Of fifty-five and under one hundred	Males: Of one hundred and upwards	Females: Under ten years of age	Females: Of ten and under twenty-four	Females: Of twenty-four and under thirty-six	Females: Of thirty-six and under fifty-five	Females: Of fifty-five and under one hundred	Females: Of one hundred and upwards	FREE COLORED PERSONS. Males: Under ten years of age	Males: Of ten and under twenty-four	Males: Of twenty-four and under thirty-six	Males: Of thirty-six and under fifty-five	Males: Of fifty-five and under one hundred	Males: Of one hundred and upwards	Females: Under ten years of age	Females: Of ten and under twenty-four	Females: Of twenty-four and under thirty-six	Females: Of thirty-six and under fifty-five	Females: Of fifty-five and under one hundred	Females: Of one hundred and upwards	TOTAL		WHITE PERSONS included in the foregoing: Who are Deaf and Dumb, under fourteen years of age	Who are Deaf and Dumb, of the age of fourteen and under twenty-five	Who are Deaf and Dumb, of twenty-five and upwards	Who are blind	ALIENS—Foreigners not naturalized	SLAVES AND COLORED PERSONS, included in foregoing: Who are Deaf and Dumb, under fourteen years of age	Who are Deaf and Dumb, of the age of fourteen and under twenty-five	Who are Deaf and Dumb, of the age of twenty-five and upwards	Who are blind
10 to 24	24 to 36	36 to 55	55 to 100	100, &c.	under 10	10 to 24	24 to 36	36 to 55	55 to 100	100, &c.	under 10	10 to 24	24 to 36	36 to 55	55 to 100	100, &c.	under 10	10 to 24	24 to 36	36 to 55	55 to 100	100, &c.			under 14	14 to 25	25, &c.			under 14	14 to 25	25, &c.	
22	19	12	3		31	24	24	7											1				30	5			14	1					
																								4									
1						1		1																7									
								1																8									
1					4	1																		9									
																								5									
	2				2	1	1																1	0									
																								1									
																								5									
					1	1																	1	1									
																								4									
																								6									
1		1					1		1															9									
																								4									
	1				3	1	1																1	8									
	1																							9									
																								5									
1					1	1																		6									
		1			1		1	1															1	3									
																								8									
																								6									
6	3	1	1		10	6	1	2	1								2						4	8									
					1	1		1																5									
	1					1																		6									
						3																	1	1									
																								6									
																								9									
22	27	15	4		54	41	29	13	2								2		1				59	8			14	1					

(No. 4.) 189

SCHEDULE of the whole number of Persons within the Division allotted to

FREE WHITE PERSONS, (INCLUDING HEADS OF FAMILIES.)

Name of County, City, Ward, Town, Township, Parish, Precinct, Hundred, or District.	NAMES OF HEADS OF FAMILIES.	MALES. Under five years of age.	Of five and under ten.	Of ten and under fifteen.	Of fifteen and under twenty.	Of twenty and under thirty.	Of thirty and under forty.	Of forty and under fifty.	Of fifty and under sixty.	Of sixty and under seventy.	Of seventy and under eighty.	Of eighty and under ninety.	Of ninety and under one hundred.	Of one hundred and upwards.	FEMALES. Under five years of age.	Of five and under ten.	Of ten and under fifteen.	Of fifteen and under twenty.	Of twenty and under thirty.	Of thirty and under forty.	Of forty and under fifty.	Of fifty and under sixty.	Of sixty and under seventy.	Of seventy and under eighty.	Of eighty and under ninety.	Of ninety and under one hundred.
		under 5	5 to 10	10 to 15	15 to 20	20 to 30	30 to 40	40 to 50	50 to 60	60 to 70	70 to 80	80 to 90	90 to 100	100, &c.	under 5	5 to 10	10 to 15	15 to 20	20 to 30	30 to 40	40 to 50	50 to 60	60 to 70	70 to 80	80 to 90	90 to 100
Amount brought forward		39	26	30	18	29	15	9	8	2					35	25	12	17	32	15	9	5	1	1		
Captain Zachariah Bevels District Putnam County	Leve Phelipes			1	1						1					1								1		
	Mary Gwin		1																1							
	Thomas Glase	2					1													1						
	Lee Bird					1		1							3				1							
	Sarah Sutton																	1							1	
	John Hardy			1	1				1													1				
	Thomas Leverett				1						1						1						1			
	Thomas Hooks					2				1									1							
	Solomon Mabry					1													1							
	John Hooks	1				1										1	2		1							
	Mathew Belcher	1			1	2												2	1							
	William H Scarsbrook					1												1								
	James Kellpatrick	2	1				1								1				1							
	John H Smith					1													1							
	Tempy Jones	1													2				2							
	James Duglas		1		1		1	1									1			1						
	Riley Thores	1				1									1	1			1							
	Elizabeth Walton		2	1	1										1		1	1			1					
	Sarah Killpatrick		1													1		1		1						
	John Averia jr		1			1													1							
	Benjamin P Bussy					1									1				1							
	David Perryman	1					1								2				2							
	Jacob Dyer									1																
	William C Young	2				1	1									2			1							
		50	33	33	24	42	20	11	9	4	2				46	31	17	23	48	18	10	6	2	2	1	

[illegible] Persons [illegible] District (or Territory) of Georgia 375

Slaves. Males. Under 10	Slaves. Males. 10 to 24	Slaves. Males. 24 to 36	Slaves. Males. 36 to 55	Slaves. Males. 55 to 100	Slaves. Males. 100, &c.	Slaves. Females. Under 10	Slaves. Females. 10 to 24	Slaves. Females. 24 to 36	Slaves. Females. 36 to 55	Slaves. Females. 55 to 100	Slaves. Females. 100, &c.	Free Colored Persons. Males. Under 10	Free Colored Persons. Males. 10 to 24	Free Colored Persons. Males. 24 to 36	Free Colored Persons. Males. 36 to 55	Free Colored Persons. Males. 55 to 100	Free Colored Persons. Males. 100, &c.	Free Colored Persons. Females. Under 10	Free Colored Persons. Females. 10 to 24	Free Colored Persons. Females. 24 to 36	Free Colored Persons. Females. 36 to 55	Free Colored Persons. Females. 55 to 100	Free Colored Persons. Females. 100, &c.	Total.	White persons included in the foregoing. Who are Deaf and Dumb, under fourteen years of age.	White persons included in the foregoing. Who are Deaf and Dumb, of the age of fourteen and under twenty-five.	White persons included in the foregoing. Who are Deaf and Dumb, of twenty-five and upwards.	White persons included in the foregoing. Whose blind.	Alliens—Foreigners not naturalized.	Slaves and Colored Persons, included in foregoing. Who are Deaf and Dumb, under fourteen years of age.	Slaves and Colored Persons, included in foregoing. Who are Deaf and Dumb, of the age of fourteen and under twenty-five.	Slaves and Colored Persons, included in foregoing. Who are Deaf and Dumb, of the age of twenty-five and upwards.	Slaves and Colored Persons, included in foregoing. Whose blind.
32	27	15	4			54	4	29	13	2								2		4				59	8			1	1					
										1															6									
																									2									
						1	1																		6									
1	1	1					1																	1	0									
1			1							1															5									
										1															5									
5	1	1	1			1	1	1		1														1	6									
3	2	2					1	2																1	6									
																									2									
																									6									
																									7									
							1																		3									
									1																7									
		1																							3									
																									5									
																									6									
																									5									
1	2					1	2		1															1	9									
																									4									
																									3									
1	2						1																		8									
	1						1																		8									
																									1									
																									8									
36	20	6				57	50	32	15	6								2		1				75	9			1	1					

190

SCHEDULE of the whole number of Persons within the Division allotted to

FREE WHITE PERSONS, (INCLUDING HEADS OF FAMILIES.)

Name of County, City, Ward, Town, Township, Parish, Precinct, Hundred, or District.	NAMES OF HEADS OF FAMILIES.	MALES. Under five years of age.	Of five and under ten.	Of ten and under fifteen.	Of fifteen and under twenty.	Of twenty and under thirty.	Of thirty and under forty.	Of forty and under fifty.	Of fifty and under sixty.	Of sixty and under seventy.	Of seventy and under eighty.	Of eighty and under ninety.	Of ninety and under one hundred.	Of one hundred and upwards.	FEMALES. Under five years of age.	Of five and under ten.	Of ten and under fifteen.	Of fifteen and under twenty.	Of twenty and under thirty.	Of thirty and under forty.	Of forty and under fifty.	Of fifty and under sixty.	Of sixty and under seventy.	Of seventy and under eighty.	Of eighty and under ninety.
		under 5	5 to 10	10 to 15	15 to 20	20 to 30	30 to 40	40 to 50	50 to 60	60 to 70	70 to 80	80 to 90	90 to 100	100, &c.	under 5	5 to 10	10 to 15	15 to 20	20 to 30	30 to 40	40 to 50	50 to 60	60 to 70	70 to 80	80 to 90
Lake Captain Hawkins Trustees District Putnam County	Thomas Floyd		2				1									1			1						
	Giles Tompkins		1							1											1				
	Nicholas Tompkins			1		3	1								2	2	2			1					
	Gains Slaughter						1			1					1				1						
	John Tompkins						1																		
	Benjamin Hearn				2	3			1								2		1						
	Levi Boswell				3			1									2				1				
	Jeremiah Leverett	1	2				1								2				1						
	Burwell Smith								1									1			1				
	James B Henderson	1			1	2													1						
	Thomas Conner					1												2							
	Levi Wheal	1				3											1				1				
	Daniel Brockwell	1				1	1												1						
	Samuel Walker	1			1	1									1	1		1	1						
	Greene Wiggins	1					1										1		1						
	William Whitfield	1	1	2		2		1							1			2			1				
	James E Adams					3									2				1		1				
	Nathan H Beall						1																		
	Greene Allen		1			2									1				1						
	Benjamin Whitfield					1					1							1					1		
	William Traitor				1		1											1		1					
	William Spivey		1		1	1												1	1						
	William Bearden	1	1	2			1								1					1					
	Stephen Marchman				1	1			1														1		
	Isaac Brooks	1	2	1	2			1											1		1		1		
	William Huff						1												1						
		9	11	6	12	25	11	3	3	2	1				11	4	8	9	13	3	7		3		

[illegible] Georgia 179

Slaves. Males. Of ten and twenty-four	Of twenty-four and under thirty-six	Of thirty-six and under fifty-five	Of fifty-five and under one hundred	Of one hundred and upwards	Females. Under ten years of age	Of ten and under twenty-four	Of twenty-four and under thirty-six	Of thirty-six and under fifty-five	Of fifty-five and under one hundred	Of one hundred and upwards	Free Colored Persons. Males. Under ten years of age	Of ten and under twenty-four	Of twenty-four and under thirty-six	Of thirty-six and under fifty-five	Of fifty-five and under one hundred	Of one hundred and upwards	Females. Under ten years of age	Of ten and under twenty-four	Of twenty-four and under thirty-six	Of thirty-six and under fifty-five	Of fifty-five and under one hundred	Of one hundred and upwards	Total	Whites Persons included in the foregoing. Who are Deaf and Dumb, under fourteen years of age	Who are Deaf and Dumb, of the age of fourteen and under twenty-five	Who are Deaf and Dumb, of twenty-five and upwards	Whites blind	Aliens. Foreigners not naturalized	Slaves and Colored Persons, included in foregoing. Who are Deaf and Dumb, under fourteen years of age	Who are Deaf and Dumb, of the age of fourteen and under twenty-five	Who are Deaf and Dumb, of the age of twenty-five and upwards	Whites blind
under 10	10 to 24	24 to 36	36 to 55	55 to 100	100, &c.	under 10	10 to 24	24 to 36	36 to 55	55 to 100	100, &c.	under 10	10 to 24	24 to 36	36 to 55	55 to 100	100, &c.	under 10	10 to 24	24 to 36	36 to 55	55 to 100	100, &c.		under 14	14 to 25	25, &c.			under 14	14 to 25	25, &c.	
1		1			1	1	1	1															1 3	✓								
2	1	1			2		2																1 2	✓								
9	4				4	4	2	1															4 0	✓								
1	1						1																8	✓								
2	3				1	1	1																1 3	✓								
																							7	✓								
3	2	1			2	1		1															1 8	✓								
	1							1															1	✓								
2		1			1	2		1															1 2	✓								
2						2																	4	✓								
					1																		4	✓								
1	1				1	2																	1 2	✓								
						1																	5	✓								
1					5	3																	2 0	✓								
																							4	✓								
4	1	1				2		3															2 2	✓								
2	2					3								1									1 8	✓								
1	1	3	1		5	4	3	1	1														2 5	✓								
1	1				3		1																1 3	✓								
10	4	3	1		4	4	1	2															3 5	✓								
						1																	5	✓								
1	1				1	3																	1 3	✓								
																							7	✓								
		1					1																7	✓								
1			2			1			1														1 5	✓								
2	1				1	4																	1 6	✓								
46	24	12	4		32	39	13	11	2					1									35 9	✓								

(No. 6.) 191

SCHEDULE of the whole number of Persons within the Division adjusted to

FREE WHITE PERSONS, (INCLUDING HEADS OF FAMILIES.)

Name of County, City, Ward, Town, Township, Parish, Precinct, Hundred, or District.	NAMES OF HEADS OF FAMILIES.	MALES. Under five years of age.	Of five and under ten.	Of ten and under fifteen.	Of fifteen and under twenty.	Of twenty and under thirty.	Of thirty and under forty.	Of forty and under fifty.	Of fifty and under sixty.	Of sixty and under seventy.	Of seventy and under eighty.	Of eighty and under ninety.	Of ninety and under one hundred.	Of one hundred and upwards.	FEMALES. Under five years of age.	Of five and under ten.	Of ten and under fifteen.	Of fifteen and under twenty.	Of twenty and under thirty.	Of thirty and under forty.	Of forty and under fifty.	Of fifty and under sixty.	Of sixty and under seventy.	Of seventy and under eighty.	Of eighty and under ninety.	Of ninety and under one hundred.
		under 5	5 to 10	10 to 15	15 to 20	20 to 30	30 to 40	40 to 50	50 to 60	60 to 70	70 to 80	80 to 90	90 to 100	100, &c.	under 5	5 to 10	10 to 15	15 to 20	20 to 30	30 to 40	40 to 50	50 to 60	60 to 70	70 to 80	80 to 90	90 to 100
Amount brought forward		9	1	6	12	20	1	3	3	2	1				11	4	5	9	13	3	7		3			
Lab Kaplan Hawkins Trustees District Putnam County	Moses Presley				1										1	1		1	1							
	Jacob Thrash		2												2	1										
	Lucius Reeves	1	2	1													1			1						
	Mrs. Cusne																									
	Richard Pace					1		1							2											
	James Veal						1																	1		
	Joseph Veal	1				1									2					1						
	Richmond Rogers	1																1								
	John Lucky					1				1												1				
	Jesse Lee																	1								
	Elisha Perryman	3	1	1	1	1		1								1			1							
	Pakerson Skinner					1																				
	Jonathan Thomas	2	1	1			1											1								
	Leon Lee	2						1									2		1		1					
	Nathaniel Dunham	1		3	2	2			1									1	1		1					
	Jesse Butler					1									1				1							
	Richard Hillpatrick	2													2	1	1		1							
	Elijah Cavans		2	1			1								1			2		1						
	James Carter						1																			
	Alvin Prescot	1	1												1	2			1							
	Fielding Pearce			1		1		1							1	1	1	1		1						
	Joseph Harrison										1								1			1				
	Seth R. Mondel	1				1													1							
	Nelly Mathis	1													1	2			1							
	Ebn Marchman		1	1				1							1					1						
	Albert Marchman					1													1							
		26	22	17	17	38	19	11	4	3	2				26	16	15	17	25	10	10	2	3	1		

A. S. Turner [illegible] Districts (or Territory) of Georgia 381

Slaves: Males: Of one and under [illegible]	Slaves: Males: Of twenty-four and under thirty-six	Slaves: Males: Of thirty-six and under fifty-five	Slaves: Males: Of fifty-five and under one hundred	Slaves: Males: Of one hundred and upwards	Slaves: Females: Under ten years of age	Slaves: Females: Of ten and under twenty-four	Slaves: Females: Of twenty-four and under thirty-six	Slaves: Females: Of thirty-six and under fifty-five	Slaves: Females: Of fifty-five and under one hundred	Slaves: Females: Of one hundred and upwards	Free Colored Persons: Males: Under ten years of age	Free Colored Persons: Males: Of ten and under twenty-four	Free Colored Persons: Males: Of twenty-four and under thirty-six	Free Colored Persons: Males: Of thirty-six and under fifty-five	Free Colored Persons: Males: Of fifty-five and under one hundred	Free Colored Persons: Males: Of one hundred and upwards	Free Colored Persons: Females: Under ten years of age	Free Colored Persons: Females: Of ten and under twenty-four	Free Colored Persons: Females: Of twenty-four and under thirty-six	Free Colored Persons: Females: Of thirty-six and under fifty-five	Free Colored Persons: Females: Of fifty-five and under one hundred	Free Colored Persons: Females: Of one hundred and upwards	Total		White persons included in the foregoing: Who are Deaf and Dumb, under fourteen years of age	White persons included in the foregoing: Who are Deaf and Dumb, of the age of fourteen and under twenty-five	White persons included in the foregoing: Who are Deaf and Dumb, of the age of twenty-five and upwards	White persons included in the foregoing: Who are Deaf and Dumb, of the age of twenty-five and upwards	Alleged Persons [illegible]	Slaves and Colored Persons, included in foregoing: Who are Deaf and Dumb, under fourteen years of age	Slaves and Colored Persons, included in foregoing: Who are Deaf and Dumb, of the age of fourteen and under twenty-five	Slaves and Colored Persons, included in foregoing: Who are Deaf and Dumb, of the age of twenty-five and upwards	Slaves and Colored Persons, included in foregoing: Who are Deaf and Dumb, of the age of twenty-five and upwards
46	24	12	4		32	39	13	11	2					1									35	8										
5	2				1	1	3	1															2	1										
					3	2																	1	4										
																								7										
																								1										
4		2			1		1	1															1	8										
																								3										
																								7										
4	5	1			3	4	3	1	1														3	5										
1					1			1	1															7										
					1	1																		5										
5	2	4			4	6	2																4	1										
																								1										
																								7										
1						2																		4										
	1				1	1	1				3												2	5										
																								3										
1	1	1			2	1	1																1	5										
1					1	1																	1	4										
1	1					1																		4										
																								7										
																								8										
																								3										
																								3										
																								5										
					1		1																	8										
1	1	4				2	1	2															1	3										
70	37	24	5		51	61	26	17	4		3			1			1		1				64	9										

192

SCHEDULE of the whole number of Persons within the Division allotted to

Name of County, City, Ward, Town, Township, Parish, Precinct, Hundred, or District.	NAMES or HEADS OF FAMILIES.	FREE WHITE PERSONS, (INCLUDING HEADS OF FAMILIES.) MALES: Under five years of age	Of five and under ten	Of ten and under fifteen	Of fifteen and under twenty	Of twenty and under thirty	Of thirty and under forty	Of forty and under fifty	Of fifty and under sixty	Of sixty and under seventy	Of seventy and under eighty	Of eighty and under ninety	Of ninety and under one hundred	Of one hundred and upwards	FEMALES: Under five years of age	Of five and under ten	Of ten and under fifteen	Of fifteen and under twenty	Of twenty and under thirty	Of thirty and under forty	Of forty and under fifty	Of fifty and under sixty	Of sixty and under seventy	Of seventy and under eighty	Of eighty and under ninety
		under 5	5 to 10	10 to 15	15 to 20	20 to 30	30 to 40	40 to 50	50 to 60	60 to 70	70 to 80	80 to 90	90 to 100	100, &c.	under 5	5 to 10	10 to 15	15 to 20	20 to 30	30 to 40	40 to 50	50 to 60	60 to 70	70 to 80	80 to 90
Amount brought forward		26	22	17	17	38	19	11	4	3	2				26	16	5	17	23	10	10	2	3	1	
	James Barns									1						2			1						
	James Jones	1	1			1										2			1						
	Christopher Thrash	1	1	1		1		1							1		1	1			1				
		28	24	18	17	40	19	12	4	4	2				27	20	16	18	27	10	11	2	3	1	

Late Captain Hawkins Business District Putnam County

SLAVES. MALES.						SLAVES. FEMALES.						FREE COLORED PERSONS. MALES.						FREE COLORED PERSONS. FEMALES.						TOTAL.	Whites deaf and dumb under fourteen years of age.	Whites deaf and dumb of fourteen years of age and upwards.	Whites blind.	Whites insane and idiots.	Slaves deaf and dumb under fourteen years of age.	Slaves deaf and dumb of fourteen years of age and upwards.	Slaves blind.	Slaves insane and idiots.
Under 10 years of age.	Of 10 and under 24 years.	Of 24 and under 36 years.	Of 36 and under 55 years.	Of 55 years and upwards.		Under 10 years of age.	Of 10 and under 24 years.	Of 24 and under 36 years.	Of 36 and under 55 years.	Of 55 years and upwards.		Under 10 years of age.	Of 10 and under 24 years.	Of 24 and under 36 years.	Of 36 and under 55 years.	Of 55 years and upwards.		Under 10 years of age.	Of 10 and under 24 years.	Of 24 and under 36 years.	Of 36 and under 55 years.	Of 55 years and upwards.									
7	7	2	4	5		5	6	2	6	1	4	3			1			1		1				64	9				1		
																									4						
																									6						
3	1					1		1																1	6						

(No. 4.) 193

SCHEDULE of the whole number of Persons within the District entitled to

Names of Heads of Families	FREE WHITE PERSONS, (INCLUDING HEADS OF FAMILIES.) MALES: under 5	5 to 10	10 to 15	15 to 20	20 to 30	30 to 40	40 to 50	50 to 60	60 to 70	70 to 80	80 to 90	90 to 100	100, &c.	FEMALES: under 5	5 to 10	10 to 15	15 to 20	20 to 30	30 to 40	40 to 50	50 to 60	60 to 70	70 to 80	80 to 90	90 to 100	100, &c.
John Morton	1				1									1				1							
James B. Wright			1	1				1							2		1		1						
Andrew Reed					2												1								
Uriah Copeland					1																				
Joshua Hearn							1																		
Priscilla Moseley					1											1	1			1					
James & Smeadley	2				1												1								
Catharine Pabodie					1															1					
Thomas Sparks			1	1	1			1												1					
Edward Barns	2	2	3			1									1				1						
John Lee							1									2	1	1							
Asa Marchman					1													1							
Mathew Williams	2	1				1												1							
Stephen Emmons	1	3				1								1				1							
Allen Lee					1												1								
James P. Harris					1																				
James Estes		1	1	1		1								2		1			1						
Thomas Smeadley	1								1									2			1				
Robert Roby		1	1		1									1		1	1			1					
Peter Blount					1												1								
Francis P. Hearn		1			1	1								2	1	1			1						
Henry Morton					1												1								
John Copeland	3	2		2			1										1			1					
Asa Martin		2				1								1	1			1							
Charles Woods	1					1								2	2			1							
John A. Rivers		2				1								2		1		1							
	13	16	8	6	15	10	2	3	1					12	7	7	11	10	3	3	3	1			

Craft Creek Township Perkins County

1850 — [illegible] Township (or Parish) in [illegible] County, Georgia 185

SLAVES. MALES. Under 10 years of age	10 to 24	24 to 36	36 to 55	55 to 100	100 and upwards	FEMALES. Under 10 years of age	10 to 24	24 to 36	36 to 55	55 to 100	100 and upwards	FREE COLORED PERSONS. MALES. Under 10 years of age	10 to 24	24 to 36	36 to 55	55 to 100	100 and upwards	FEMALES. Under 10 years of age	10 to 24	24 to 36	36 to 55	55 to 100	100 and upwards	TOTAL	WHITE PERSONS included in the foregoing. Whereof Deaf and Dumb under 14 years of age	14 to 25	25 and upwards	Blind	Idiots	Insane	SLAVES AND COLORED PERSONS included in foregoing. Whereof Deaf and Dumb under 14 years of age	14 to 25	25 and upwards	Blind	Idiots	Insane
2	1					1	2																	1 2											
3						5	1	2																2 0											
7	3		1			7	2	3	1															3 2											
1						1	4		1															1 3											
								1																0 3											
2						3	4																	1 4											
	1					1	2																	0 3											
						1	1		1															0 2											
5	4	3				2	3		1															3 3											
1																								1 1											
	3						1	1																1 1											
2		1					2																	0 3											
1							1																	0 1											
																								0 3											
4									1															0 5											
																								0 3											
3	1					2	3		2															1 8											
2	1	2				2	3	2	1															2 2											
	1							1																0 3											
3	1					1	7																	2 1											
2							1		1															0 2											
2	2	3				4	3	2	1															3 7											
						1																		0 1											
2	2		1			2	1	1																1 8											
	1					1		1																0 1											
21	9	2				34	42	14	16															35 1											

194 SCHEDULE of the whole number of Persons within the District adjusted to

Names of Counties, Hundreds, Towns, Parishes, Precincts, Hundreds, or District	NAMES OF HEADS OF FAMILIES	FREE WHITE PERSONS, (INCLUDING HEADS OF FAMILIES.) MALES: Under five years of age	Of five and under ten	Of ten and under fifteen	Of fifteen and under twenty	Of twenty and under thirty	Of thirty and under forty	Of forty and under fifty	Of fifty and under sixty	Of sixty and under seventy	Of seventy and under eighty	Of eighty and under ninety	Of ninety and under one hundred	Of one hundred and upwards	FEMALES: Under five years of age	Of five and under ten	Of ten and under fifteen	Of fifteen and under twenty	Of twenty and under thirty	Of thirty and under forty	Of forty and under fifty	Of fifty and under sixty	Of sixty and under seventy	Of seventy and under eighty	Of eighty and under ninety
		under 5	5 to 10	10 to 15	15 to 20	20 to 30	30 to 40	40 to 50	50 to 60	60 to 70	70 to 80	80 to 90	90 to 100	100, &c.	under 5	5 to 10	10 to 15	15 to 20	20 to 30	30 to 40	40 to 50	50 to 60	60 to 70	70 to 80	80 to 90
Amount brought forward		13	16	8	6	15	10	2	3	1					12	7	7	11	10	3	3	3	1		
Captains John Morton's District Putnam County	Mak Thornton				1				1									1			1				
	John Trippe		1	2		1			1							1	1	2			1				
	Bryant Lixon		2	1	2			1												1					
	Alexander Reed			1	1	1	1			1												1			
	Robert Banes		1				1												1						
	Lucy Sims																					1			
	William Favors		1	2				1							2	1	1	1			1				
	Gilford Heath					1																			
	Isaiah Favors	1	1	1			2									1	1		1						
	Nathaniel Hale							1																	
	Sarah Hammer		1													1	1	1		1		1			
	William Williams							1							1	1	1	2	1	1					
	Robert Bottoms							1											1						
	William T. Morton			1	1					1							1	2				1			
	Eliza Johnson		1													1			1	1					
	Mary Voss					2											2	1	1			1			
	Stephen Ward	1	1	3		1			1									1	1		1				
	Neil Ray							1											1						
	Aquilla Beardon		1				1																		
		15	27	19	11	21	15	8	6	3					15	13	15	22	18	7	7	8	1		

1853 [illegible] Marshal's District court U. S. District (or Territory) of Georgia

SLAVES. MALES.					SLAVES. FEMALES.						FREE COLORED PERSONS. MALES.						FREE COLORED PERSONS. FEMALES.						TOTAL.	Whites persons included in the foregoing.				Slaves and colored persons included in foregoing.			
Under 10 years of age	Of 10 and under 24 years	Of 24 and under 36 years	Of 36 and under 55 years	Of 55 and upwards	Under 10 years of age	Of 10 and under 24 years	Of 24 and under 36 years	Of 36 and under 55 years	Of 55 and upwards		Under 10 years of age	Of 10 and under 24 years	Of 24 and under 36 years	Of 36 and under 55 years	Of 55 and upwards		Under 10 years of age	Of 10 and under 24 years	Of 24 and under 36 years	Of 36 and under 55 years	Of 55 and upwards			Whites. Deaf and Dumb under the age of fourteen years.	Whites. Deaf and Dumb of the age of fourteen and upwards.	Whites. Blind.	Whites. Insane and idiots at public charge.	Aliens—not naturalized.	Slaves. Deaf and Dumb under the age of fourteen years.	Slaves. Deaf and Dumb of the age of fourteen and upwards.	Slaves. Blind.	Slaves. Insane and idiots at public charge.
4	2	1	1	2		3	4	2	1	6													3	0	1							
3	1		1			3		1															1	6								
3	2	3				5			4														3	2								
	1					2		1															1	4								
3	4	5	1			8	8	5	3														6	1								
2						1		1	1															8									
																								1									
										1													1	1									
																								1									
2	2	1	1			2	3	3	1														2	5								
																								1									
																								6									
2	2	2				3	3	1	1														2	2								
																								2									
4		2				3	2	4	1														2	5								
							1																	5									
						1		1															1	1								
2	1					2	2																2	1								
1	1					2		1																9								
3	3	3				1	1	4	2														2	1								
38	25	5				64	62	36	29	1													64	3								

(No. 4.) 196

SCHEDULE of the whole number of Persons within the Division allotted to

FREE WHITE PERSONS, (INCLUDING HEADS OF FAMILIES.)

Name of County, City, Ward, Town, Township, Parish, Precinct, Hundred, or District.	NAMES OF HEADS OF FAMILIES.	MALES. Under five years of age. under 5	Of five and under ten. 5 to 10	Of ten and under fifteen. 10 to 15	Of fifteen and under twenty. 15 to 20	Of twenty and under thirty. 20 to 30	Of thirty and under forty. 30 to 40	Of forty and under fifty. 40 to 50	Of fifty and under sixty. 50 to 60	Of sixty and under seventy. 60 to 70	Of seventy and under eighty. 70 to 80	Of eighty and under ninety. 80 to 90	Of ninety and under one hundred. 90 to 100	Of one hundred and upwards. 100, &c.	FEMALES. Under five years of age. under 5	Of five and under ten. 5 to 10	Of ten and under fifteen. 10 to 15	Of fifteen and under twenty. 15 to 20	Of twenty and under thirty. 20 to 30	Of thirty and under forty. 30 to 40	Of forty and under fifty. 40 to 50	Of fifty and under sixty. 50 to 60	Of sixty and under seventy. 60 to 70	Of seventy and under eighty. 70 to 80	Of eighty and under ninety. 80 to 90	Of ninety and under one hundred. 90 to 100
Captain Obadiah Richerson's District Putnam County	Isaiah Manning						1																			
	John Hagan						1																			
	Seaborn J Melton	1		1		1	1								1		2			1						
	Obadiah D Richerson		2			1											1		3							
	Jenny Skinner				1	1				1								1				1				
	Uriah Alexander	1		1	2			1							2			2			1					
	Elizabeth Jordan		1		1	1										1	1	1			1					
	John L Jordan					2																				
	Hiram Favors				1	1																				
	Paschal E Ward				1	1													1							
	John Rosser						1																			
	Richard G. Ward		2				1								1			1	1							
	Taran Thomas					1	1								1				2							
	John N Roby		1			1									1	1	1		1							
	Archibald Roby				1				1							1		2			1					
	Thomas Reid					2			1									1				1				
	Lot Hearn					1		1										1		1						
	Martha Sanders	1	2		1	1												1		1						
	Silas Bogers	1		1		1	1									2			1							
	Jacob Mc, clendon		2	1		1	1								1					1						
	Sterling Sims					1													1							
	John Roby					1																				
	Job Mc, clendon			2		1									1				1							
	Elijah Vicars		1	2			1								1	2				1						
	Lewis Mc. clendon	1				2													1							
	Frances Mc, clendon																					1				
		6	11	8	8	21	9	2	2	1					9	7	5	10	12	5	3	3				

[illegible] District (or Territory) of Georgia 391

SLAVES.											FREE COLORED PERSONS.												TOTAL.	WHITE PERSONS included in the foregoing.					SLAVES AND COLORED PERSONS, included in foregoing.			
MALES.					FEMALES.						MALES.						FEMALES.															
Of ten and under twenty-four.	Of twenty-four and under thirty-six.	Of thirty-six and under fifty-five.	Of fifty-five and under one hundred.	Of one hundred and upwards.	Under ten years of age.	Of ten and under twenty-four.	Of twenty-four and under thirty-six.	Of thirty-six and under fifty-five.	Of fifty-five and under one hundred.	Of one hundred and upwards.	Under ten years of age.	Of ten and under twenty-four.	Of twenty-four and under thirty-six.	Of thirty-six and under fifty-five.	Of fifty-five and under one hundred.	Of one hundred and upwards.	Under ten years of age.	Of ten and under twenty-four.	Of twenty-four and under thirty-six.	Of thirty-six and under fifty-five.	Of fifty-five and under one hundred.	Of one hundred and upwards.		Who are Deaf and Dumb, under fourteen years of age.	Who are Deaf and Dumb, of the age of fourteen and under twenty-five.	Who are Deaf and Dumb, of twenty-five and upwards.	Who are blind.	ALIENS—Foreigners not naturalized.	Who are Deaf and Dumb, under fourteen years of age.	Who are Deaf and Dumb, of the age of fourteen and under twenty-five.	Who are Deaf and Dumb, of the age of twenty-five and upwards.	Who are blind.
[illegible]	24 to 36	36 to 55	55 to 100	100, &c.	under 10	10 to 24	24 to 36	36 to 55	55 to 100	100, &c.	under 10	10 to 24	24 to 36	36 to 55	55 to 100	100, &c.	under 10	10 to 24	24 to 36	36 to 55	55 to 100	100, &c.		under 14	14 to 25	25, &c.			under 14	14 to 25	25, &c.	
2									1														5									
2																							3									
2	1						1																1 3									
2		1																					1 0									
																							5									
	1						1																1 2									
					2		1	1															1 1									
1						1																	4									
1		1				1	1																6									
2						1																	7									
																							1									
1																							7									
																							5									
5	2				6	2	4																3 1									
																							6									
4	1	1			4	2	4	2															2 8									
2	3				2	3	1	1															1 6									
2	3				2	3	1	1															1 9									
																							7									
	1				1																		9									
	1				1	1	1																6									
																							1									
1						1																	1 0									
																							8									
2					2		2																1 1									
					1		1	1															8									
29	13	3			21	15	18	6	1														24 9	2								

(No. 5.)

197

SCHEDULE of the whole number of Persons within the District listed to [illegible]

| Names of County, City, Ward, Town, Township, Parish, Precinct, Hundred, or District. | NAMES of HEADS OF FAMILIES. | FREE WHITE PERSONS, (INCLUDING HEADS OF FAMILIES.) | | |

A S Turner, the Marshal of the Eastern District (or Territory) of Georgia 343

Slaves: Males: Of [illegible]	Of twenty-four and under thirty-six	Of thirty-six and under fifty-five	Of fifty-five and under one hundred	Of one hundred and upwards	Females: Under ten years of age	Of ten and under twenty-four	Of twenty-four and under thirty-six	Of thirty-six and under fifty-five	Of fifty-five and under one hundred	Of one hundred and upwards	Free Colored Persons: Males: Under ten years of age	Of ten and under twenty-four	Of twenty-four and under thirty-six	Of thirty-six and under fifty-five	Of fifty-five and under one hundred	Of one hundred and upwards	Females: Under ten years of age	Of ten and under twenty-four	Of twenty-four and under thirty-six	Of thirty-six and under fifty-five	Of fifty-five and under one hundred	Of one hundred and upwards	Total	Whole persons included in the foregoing: Who are Deaf and Dumb, under fourteen years of age	Who are Deaf and Dumb, of the age of fourteen and under twenty-five	Who are Deaf and Dumb, of the twenty-five and upwards	Who are blind	Alleged Foreigners not enumerated	Slaves and colored persons, included in foregoing: Who are Deaf and Dumb, under fourteen years of age	Who are Deaf and Dumb, of the age of fourteen and under twenty-five	Who are Deaf and Dumb, of the age of twenty-five and upwards	Who are blind
2	3	3			2	15	18	6	1														24	9								
	1	2				3																	1	5								
																								4								
																								4								
																								6								
																								2								
2	1				2		2																1	6								
1					1	1																		7								
1					3	3		2															1	8								
																								9								
1	1				1	2				1													1	1								
1		1	1		4		3		1														1	8								
					1																			3								
2					2	2																		8								
7	6				4	4	3																2	9								
																								5								
																								4								
																								5								
1						1																		5								
																								2								
																								5								
	1				1	2																		8								
																								1								
4	2				4	4		2															2	8								
																								1								
																								5								
	25	6	1		44	37	26	10	2	1													46	8								

Return of the whole number of Persons within the Division allotted to

Name of Township or District.	NAMES of HEADS OF FAMILIES.	FREE WHITE PERSONS, (INCLUDING HEADS OF FAMILIES.) MALES. Under 5 years of age	5 to 10	10 to 15	15 to 20	20 to 30	30 to 40	40 to 50	50 to 60	60 to 70	70 to 80	80 to 90	90 to 100	100 & upwards	FEMALES. Under five years of age	5 to 10	10 to 15	15 to 20	20 to 30	30 to 40	40 to 50	50 to 60	60 to 70	70 to 80	80 to 90	90 to 100	100 & upwards
		under 5	5 to 10	10 to 15	15 to 20	20 to 30	30 to 40	40 to 50	50 to 60	60 to 70	70 to 80	80 to 90	90 to 100	100 & upwards	under 5	5 to 10	10 to 15	15 to 20	20 to 30	30 to 40	40 to 50	50 to 60	60 to 70	70 to 80	80 to 90	90 to 100	100 & upwards
	Amount brought forward	15	16	10	12	31	16	5	3	1					21	24	14	14	28	4	7	4		3		
	Abbe Adams																	1			1					
	Lewis Badger						1								2		1			1						
	David D Brown	2	1			2										1			1							
	John Barrington					1													1							
	Elisha Williams	1	2			1	1								1				1			1				

S Turner [illegible] Georgia 395

Slaves. Males. Of ten and under twenty-five	Of twenty-five and under thirty-five	Of thirty-six and under fifty-five	Of fifty-five and under one hundred	Of one hundred and upwards	Females. Under ten years of age	Of ten and under twenty-five	Of twenty-five and under thirty-six	Of thirty-six and under fifty-five	Of fifty-five and under one hundred	Of one hundred and upwards	Free Colored Persons. Males. Under ten years of age	Of ten and under twenty-five	Of twenty-five and under thirty-six	Of thirty-six and under fifty-five	Of fifty-five and under one hundred	Of one hundred and upwards	Females. Under ten years of age	Of ten and under twenty-five	Of twenty-five and under thirty-six	Of thirty-six and under fifty-five	Of fifty-five and under one hundred	Of one hundred and upwards	Total	Whites Persons included in the foregoing. Who are Deaf and Dumb, under fourteen years of age	Who are Deaf and Dumb, of the age of fourteen and under twenty-five	Who are Deaf and Dumb, of twenty-five and upwards	Who are Blind	Alien's. Foreigners not naturalized	Slaves and Colored Persons included in foregoing. Who are Deaf and Dumb, under fourteen years of age	Who are Deaf and Dumb, of the age of fourteen and under twenty-five	Who are Deaf and Dumb, of the age of twenty-five and upwards	Who are Blind
49	25	6	1		44	37	26	10	2	[illegible]													46	8								
																								2								
1						1																		7								
1					1	1	1																1	1								
9	8	1			9	5	4	1															4	6								
1						2	1																1	3								
61	33	7	1		54	46	32	11	2	1													54	7								

SCHEDULE of the whole number of Persons within the Division allotted to

Name of County, City, Ward, Town, Township, Parish, Precinct, Hundred, or District.	NAMES OF HEADS OF FAMILIES.	FREE WHITE PERSONS, (INCLUDING HEADS OF FAMILIES.) MALES: Under five years of age	Of five and under ten	Of ten and under fifteen	Of fifteen and under twenty	Of twenty and under thirty	Of thirty and under forty	Of forty and under fifty	Of fifty and under sixty	Of sixty and under seventy	Of seventy and under eighty	Of eighty and under ninety	Of ninety and under one hundred	Of one hundred and upwards	FEMALES: Under five years of age	Of five and under ten	Of ten and under fifteen	Of fifteen and under twenty	Of twenty and under thirty	Of thirty and under forty	Of forty and under fifty	Of fifty and under sixty	Of sixty and under seventy	Of seventy and under eighty	Of eighty and under ninety
		under 5	5 to 10	10 to 15	15 to 20	20 to 30	30 to 40	40 to 50	50 to 60	60 to 70	70 to 80	80 to 90	90 to 100	100, &c.	under 5	5 to 10	10 to 15	15 to 20	20 to 30	30 to 40	40 to 50	50 to 60	60 to 70	70 to 80	80 to 90
Captain William Robys District. Putnam County	Thomas W. O. neal	1				1									1				1						
	John Hawkins				1		1								2		1								
	Leroy Napier	1					2								1				1						
	Colley Denson				2			1							1			1			1				
	Carlton Smith	1			1		1											1							
	Robert Patterson	1					1									2				1					
	Mathew Tomlinson		1	2		2		1								1		3	1		1				
	Lewis W. Kosser					2											2	1							
	Edmund O. neal		2	1						1							1					1			
	Banks Ledbetter					1													1						
	Nicholas Hawkins					2													1						
	David Averitt		2			2	1									1	1	4	1						
	Thomas Head								1						1	1		1							
	Hartwell Bass			1			1								1				1						
	Thomas Carter	1	1	1		1		1							1	1		1		1					
	Benjamin King					1		1								2	1	1				1			
	John Baker					1																			
	Elizabeth Lynch		1													1	1		1						
	Stephen P. Scot	1	1				1								2	2	3	1		1					
	Lorenzo Wallace	1				1													1						
	Thomas Warnac			2		1			1						1		1		3		1				
	John Thomas	1					1								1				1						
	Anderson Worthy		1		1		1								2					1					
	Bartley Towns					1									1				1						
	A. Wilerly Elliton					1		1											1						
	Elizabeth Elliton			1												1					1				
	William Stone						1																		
		8	9	8	6	17	11	5	2	1	1				16	12	11	14	15	5	4	2			

Of the Inhabitants in the Militia Division of this county of Pierce District (or County) of Georgia 347

	SLAVES.												FREE COLORED PERSONS.												TOTAL.	WHITE PERSONS included in the foregoing.				SLAVES AND COLORED PERSONS included in foregoing.			
	MALES.						FEMALES.						MALES.						FEMALES.														
	Of ten years of age	Of ten and under twenty-four	Of twenty-four and under thirty-six	Of thirty-six and under one hundred	Of one hundred and upwards, &c.		Under ten years of age	Of ten and under twenty-four	Of twenty-four and under thirty-six	Of thirty-six and under forty-five	Of forty-five and under one hundred	Of one hundred and upwards, &c.	Under ten years of age	Of ten and under twenty-four	Of twenty-four and under thirty-six	Of thirty-six and under forty-five	Of forty-five and under one hundred	Of one hundred and upwards, &c.														
	Under 10	10 to 24	24 to 36	36 to 55	55 to 100	100, &c.	Under 10	10 to 24	24 to 36	36 to 55	55 to 100	100, &c.	Under 10	10 to 24	24 to 36	36 to 55	55 to 100	100, &c.		Under 14	14 to 25	25, &c.	White, Male	ALIENS—Foreigners not naturalized	Under 14	14 to 25	25, &c.	White, Male			
1	1	1					4	2	2	1											1	2	V.					1				
1	2		1				1	1	1												1	2	V									
5	6	3	1				5	3	4												3	3	V									
2	1		1				1	2													1	4	V									
2	1								1													8	V					2				
																						5	V									
	1	1																			1	4	V									
2	1	1	1				3		2		1						1				1	7	V									
1	5	2					3	3	1												2	5	V									
	2																					4	V									
5	1	6	1				4	5	8												3	4	V									
1	3	2	1				2	3		1											2	5	V									
5	3	4	2				12	4	3	2											4	4	V									
1	1	1					1	2	1												1	1	V									
5	3	2	3				1	4	2	1											3	1	V									
5	2	3		1			4	3	2												2	1	V									
																						1	V									
1							1	1														1	V									
		1																			1	3	V									
2	2	1	1				1	2		1	1										1	5	V									
																					1	6	V									
																						4	V									
1	2		1							1	1										1	2	V									
		2					1	1	1													8	V									
																						8	V									
																						3	V									
																						1	V									
17	27	16	1				44	36	29	7	3						1				39	9	V.					3				

200

SCHEDULE of (the whole number of Persons within the Division) allotted to

Name of County, City, Ward, Town, Township, Parish, Precinct, Hundred, or District.	NAMES of HEADS OF FAMILIES.	FREE WHITE PERSONS, (INCLUDING HEADS OF FAMILIES.) MALES. Under the years of age: under 5	5 to 10	10 to 15	15 to 20	20 to 30	30 to 40	40 to 50	50 to 60	60 to 70	70 to 80	80 to 90	90 to 100	100, &c.
	Amount brought forward	84	71	84	64	14	14	5	2	3	5			
	Daniel Bradley	1				2								
	John Howard	1	1					1						
	Ward Moreland	1	2	1		1	1							
	Thomas Grant				2									
	Mathew Moore					1		1						
	Isaac Underwood					1		1						
	Uriah Hampton													
	John Moreland		1				1							
	William Stephens		2		1			1						
	John Moreland	1					1							
	Nathaniel Waddle		2			2			1					
	Grandy Moore													
	Frederick Hannon								1					
	James Waddle	1			1									
	Thomas Moreland	1	1			2								
	Nathaniel Sherrod			1		1			1					
	Robert Sparks			3				1						
	Jason Green	1						1						
	Gershom Mathews													
	Thomas Hines		1											
	Jenny B Stone				1	1								
	Sarah Lidbetter			1										
	Josiah Pender					1								
	Boggs Mowbray	1				1								
	Hester Barker	1		1										
	Thomas B Pitts		1	1		2			1					
	William Williams	1				1								
		21	23	19	13	36	17	9	10	1	1			

FREE WHITE PERSONS, (INCLUDING HEADS OF FAMILIES.) FEMALES. Under five years of age: under 5	5 to 10	10 to 15	15 to 20	20 to 30	30 to 40	40 to 50	50 to 60	60 to 70	70 to 80	80 to 90	90 to 100	100, &c.
	16	12	14	14	15	5	4	2				
					3				1			
	1	1	1	1	1							
	1				1							
						1						
				1		1						
				1				1				
	2				1							
	1					1						
			2	2			1					
				1	2			1				
				2			1					
				2			1					
				1	2		1					
				2			1					
				1	2							
			1	1			1					
	1			1			1					
					1							
					1							
	2		2		1			1				
					2	1		1				
					1							
	27	19	26	24	29	12	9	6	2			

Taken by William Ryan, Captain, Pelham County

Summary of the Whole of the Fourth District (or Territory) of Georgia

SLAVES. Males: Under 10 years of age	Males: Of ten and under twenty-five	Males: Of thirty-six and under fifty-five	Males: Of fifty-five and under one hundred	Males: Of one hundred and upwards	Females: Under ten years of age	Females: Of ten and under twenty-five	Females: Of twenty-five and under thirty-five	Females: Of thirty-six and under fifty-five	Females: Of fifty-five and under one hundred	Females: Of one hundred and upwards	FREE COLORED PERSONS. Males: Under ten years of age	Males: Of ten and under twenty-five	Males: Of twenty-five and under thirty-five	Males: Of thirty-six and under fifty-five	Males: Of fifty-five and under one hundred	Males: Of one hundred and upwards	Females: Under ten years of age	Females: Of ten and under twenty-five	Females: Of twenty-five and under thirty-five	Females: Of thirty-six and under fifty-five	Females: Of fifty-five and under one hundred	Females: Of one hundred and upwards	TOTAL	White persons included in the foregoing: Who are Deaf and Dumb, under fourteen years of age	White persons included in the foregoing: Who are Deaf and Dumb, of the age of fourteen and under twenty-five	White persons included in the foregoing: Who are Deaf and Dumb, of the age of twenty-five and upwards	White persons included in the foregoing: Whether blind	White persons included in the foregoing: Alien—Foreigners not naturalized	Slaves and Colored persons included in the foregoing: Who are Deaf and Dumb, under fourteen years of age	Slaves and Colored persons included in the foregoing: Who are Deaf and Dumb, of the age of fourteen and under twenty-five	Slaves and Colored persons included in the foregoing: Who are Deaf and Dumb, of the age of twenty-five and upwards	Slaves and Colored persons included in the foregoing: Who are blind
37	27	16	1		44	36	29	7	3						1								399						3			
																							7									
2	2				5	6	8	2															37									
1	1				1	1	3																18									
						1	1																11									
2	2				3	2	2																18									
1	1				4	3	2	2															20									
1	1	1			1	1		1															10									
1					1	2	1																12									
	1				2	2	1																18									
2	1				1	1	1																10									
4	2		1		4	6	2		1														32									
																							6									
2		1			4	2	1																18									
						1																	11									
2	5	2			6	6	3	2	1														38							1		
																							7									
2						2	1																16									
																							8									
1																							3									
																							4									
																							5									
4					2	1																	12									
																							2									
2	2	1			5	3	1																20									
																							8									
1								1															11									
																							3									
	45	21	2		83	76	56	15	5						1								770						3	1		

201

SCHEDULE of the whole number of Persons within the District allotted to

Name of Counties, Districts, Wards, Towns, Townships, Parishes, Precincts, Hundreds or Districts.	NAMES of HEADS OF FAMILIES.	FREE WHITE PERSONS, (INCLUDING HEADS OF FAMILIES.) MALES. Under the years of age: under 5	5 to 10	10 to 15	15 to 20	20 to 30	30 to 40	40 to 50	50 to 60	60 to 70	70 to 80	80 to 90	90 to 100	100, &c.
	Amount brought forward	2	2	2	1	1	3	3	6	1	1	1	1	
Captain William Ridgell's District Pasquotank County	Martha Peter	3	1											
	Doba F Mitchell	2	1	1	2			1						
	William Stone Sen		1						1					
	Benjamin Sanford								1					
	Penelope Benton				1									
	Ezekiel Moreland	1				1								
	William Middleton	1	1	1				1						
	John Bradley						1							
	Charlotte Wheeler				2									
	Celia Bradley	1						1						
	George Young							1						
	Thickman Dixon	1				1	1							
	Joseph Denton		1					1			1			
		30	28	23	17	39	21	11	12	1	2			

FREE WHITE PERSONS, (INCLUDING HEADS OF FAMILIES.) FEMALES. Under five years of age: under 5	5 to 10	10 to 15	15 to 20	20 to 30	30 to 40	40 to 50	50 to 60	60 to 70	70 to 80	80 to 90	90 to 100	100, &c.
2	7	1	9	2	6	3	4	2	2	1	2	
									1			
2	2	1			1							
		1			1							
		2			1							
					1							
1		2			1							
					1							
		3				1						
1					1							
					1							
		1										
31	21	36	3	4	35	14	11	6	2	1		

...ampshire in the Middle District (or Territory) of Georgia 40

	SLAVES.												FREE COLORED PERSONS.												TOTAL.	WHITE PERSONS included in the foregoing.				SLAVES AND COLORED PERSONS included in foregoing.			
	MALES.						FEMALES.						MALES.						FEMALES.													
	Of ten and under twenty-four.	Of twenty-four and under thirty-six.	Of thirty-six and under fifty-five.	Of fifty-five and under one hundred.	Of one hundred and upwards.		Under ten years of age.	Of ten and under twenty-four.	Of twenty-four and under thirty-six.	Of thirty-six and under fifty-five.	Of fifty-five and under one hundred.	Of one hundred and upwards.	Under ten years of age.	Of ten and under twenty-four.	Of twenty-four and under thirty-six.	Of thirty-six and under fifty-five.	Of fifty-five and under one hundred.	Of one hundred and upwards.	Under ten years of age.	Of ten and under twenty-four.	Of twenty-four and under thirty-six.	Of thirty-six and under fifty-five.	Of fifty-five and under one hundred.	Of one hundred and upwards.		Who are Deaf and Dumb, under fourteen years of age.	Who are Deaf and Dumb, of the age of fourteen and under twenty-five.	Who are Deaf and Dumb, twenty-five and upwards.	ALIENS—Foreigners not naturalized.	Who are Deaf and Dumb, under fourteen years of age.	Who are Deaf and Dumb, of the age of fourteen and under twenty-five.	Who are Deaf and Dumb, twenty-five and upwards.	Who are blind.
							Under ten years of age.	Ten and under twenty-four.	Twenty-four and under thirty-six.	Thirty-six and under fifty-five.	Fifty-five and under one hundred.	One hundred and upwards.	Under ten years of age.	Ten and under twenty-four.	Twenty-four and under thirty-six.	Thirty-six and under fifty-five.	Fifty-five and under one hundred.	One hundred and upwards.																
							under 10	10 to 24	24 to 36	36 to 55	55 to 100	100, &c.	under 10	10 to 24	24 to 36	36 to 55	55 to 100	100, &c.	under 10	10 to 24	24 to 36	36 to 55	55 to 100	100, &c.		under 14	14 to 25	25, &c		under 14	14 to 25	25, &c	
1	1	6	5	4	3	2	1	2		8	3	7	6	3	5	1	3	5					1		7	7					3	1
																										5						
	2	2		1				1			2														2	1						
																										4						
																										1						
								1		1																9				1		
																										5						
		1						1																		1						
2	4		2	2			1	1		1		1														1						
																										7						
																										1						
								1																		3						
																										1						
3	2	2	1				4	3		3															2	2						
																										3						
10	5	24	8				8	8		6	1	6					1								8	7				4	1	

(No. 4.)

202

SCHEDULE of the whole number of Persons within the Division allotted to

Captain Nathan McKay's District (Caldwell County)

| Name of County, City, Ward, Town, Township, Parish, Precinct, Hundred, or District. | NAMES of HEADS OF FAMILIES. | FREE WHITE PERSONS, (INCLUDING HEADS OF FAMILIES.) | | |

[illegible] Surveyor [illegible] District (or Territory) of Georgia 413

SLAVES.												FREE COLORED PERSONS.												TOTAL.		WHITE PERSONS included in the foregoing.					SLAVES AND COLORED PERSONS, included in foregoing.			
MALES.						FEMALES.						MALES.						FEMALES.																
Of ten and under twenty-four.	Of twenty-four and under thirty-six.	Of thirty-six and under fifty-five.	Of fifty-five and under one hundred.	Of one hundred and upwards.	Under ten years of age.	Of ten and under twenty-four.	Of twenty-four and under thirty-six.	Of thirty-six and under fifty-five.	Of fifty-five and under one hundred.	Of one hundred and upwards.	Under ten years of age.	Of ten and under twenty-four.	Of twenty-four and under thirty-six.	Of thirty-six and under fifty-five.	Of fifty-five and under one hundred.	Of one hundred and upwards.	Under ten years of age.	Of ten and under twenty-four.	Of twenty-four and under thirty-six.	Of thirty-six and under fifty-five.	Of fifty-five and under one hundred.	Of one hundred and upwards.			Who are Deaf and Dumb, under fourteen years of age.	Who are Deaf and Dumb, of the age of fourteen and under twenty-five.	Who are Deaf and Dumb, of twenty-five and upwards.	Who are blind.	ALIENS—Foreigners not naturalized.	Who are Deaf and Dumb, under fourteen years of age.	Who are Deaf and Dumb, of the age of fourteen and under twenty-five.	Who are Deaf and Dumb, of the age of twenty-five and upwards.	Who are blind.
[illegible]	[illegible]	[illegible]	[illegible]	[illegible]	[illegible]	under 10	10 to 24	24 to 36	36 to 55	55 to 100	100, &c.	under 10	10 to 24	24 to 36	36 to 55	55 to 100	100, &c.	under 10	10 to 24	24 to 36	36 to 55	55 to 100	100, &c.			under 14	14 to 25	25, &c.			under 14	14 to 25	25, &c.	
1																								1	6	V								
																									3	V								
1		1				2	1	1																1	8	V								
							1																		7	V								
																									8	V								
2	1	2				1	2																	1	2	V								
																									1	V								
3	1					3	1	1																1	7	V								
7	6	4	2			5	1	4	2															3	3	V								
																									3	V								
	1	1																						1	1	V								
2	2						1	1	1															1	5	V								
1	3	2	2			3	2	2	1															2	3	V								
1	1	1				2		1																1	3	V								
	2	2	1			8	4	3	1															3	2	V								
	2						1	2																1	6	V								
						2		1																1	6	V								
																									3	V								
	1	1						1																1										
																									1	V								
																									4	V								
2	3	2					2	2	1																8	V								
																								1	3	V								
																									8	V								
	1																								3	V								
																									5	V								
																									5	V								
	2						1	1																1	6	V								
	27	15	7		1	26	17	20	6	1														31	8	V								1

SCHEDULE of the whole number of Persons within the Division allotted to

Name of County, Ulp, Ward, Town, Township, Parish, Precinct, Hundred, or District.	NAMES or HEADS OF FAMILIES.	FREE WHITE PERSONS, (INCLUDING HEADS OF FAMILIES.) MALES. Under five years of age	Of five and under ten	Of ten and under fifteen	Of fifteen and under twenty	Of twenty and under thirty	Of thirty and under forty	Of forty and under fifty	Of fifty and under sixty	Of sixty and under seventy	Of seventy and under eighty	Of eighty and under ninety	Of ninety and under one hundred	Of one hundred and upwards	FEMALES. Under five years of age	Of five and under ten	Of ten and under fifteen	Of fifteen and under twenty	Of twenty and under thirty	Of thirty and under forty	Of forty and under fifty	Of fifty and under sixty	Of sixty and under seventy	Of seventy and under eighty	Of eighty and under ninety	Of ninety and under one hundred
		under 5	5 to 10	10 to 15	15 to 20	20 to 30	30 to 40	40 to 50	50 to 60	60 to 70	70 to 80	80 to 90	90 to 100	100, &c.	under 5	5 to 10	10 to 15	15 to 20	20 to 30	30 to 40	40 to 50	50 to 60	60 to 70	70 to 80	80 to 90	90 to 100
Captain John H. Jones District Putnam County	Amount brought forward	13	15	10	5	7	17	21	11	2					23	10	17	12	17	7	3	2			1	
	William Burges	1													1				1		1					
	Elisha Mathis	1															1			1						
	Ann Cowdel			1	2																1	1				
	Abraham Carter							1																		
	Jack Moultrey																	1								
	Nelly Sanders			1												2			2							
	Jonathan Long	2													1		2			1						
	Zachariah Hall	1	2	1	1			1							1	2	1			1						
	Robert Jones				1	1												1			1					
	Olive Dalton	2						1							1		1		1							
	Benjamin Jones						1												2	1						
	William Jones																									
	Thomas Jones							1																		
	Mary Jones		1	1													1	2		1						
	John McClark	2						1							1	1	2			1						
	Jonathan Taylor					1																				
	Thomas Clark		2			1											2	1								
	Henry Huneycut	1	1		1			1							1		2	1			1					
	Francis Stubs	1	2	1	1		1										1			1						
	Asa Rowe	1	1					1							1	2	1	1		1						
	Lydia Roberts	2	1	2	1												1			1						
	John J. Rowe					1									1				1							
	James R. Lane					1												1								
	John Dickerson			1		1			1								1	3	2			1				
	James Davis	1		2				1							2	2	2				1					
	Mary Bynum	1													2	2			1							
	Lewis H. Leach			3	1				1						1	2	1	2	1		1					
		31	27	24	14	19	22	11	3	2	2				38	26	36	25	30	16	9	5			1	

1850 Enumeration of the Inhabitants in the District (or Locality) of Campaign 405

SLAVES.												FREE COLORED PERSONS.												TOTAL.	WHITE PERSONS included in the foregoing.						SLAVES AND COLORED PERSONS, included in foregoing.					
MALES.						FEMALES.						MALES.						FEMALES.																	
Under one year of age.	Of one and under ten years.	Of ten and under twenty-four.	Of twenty-four and under thirty-five.	Of thirty-five and under fifty-five.	Of fifty-five and under one hundred.	Under one year of age.	Of one and under ten years.	Of ten and under twenty-four.	Of twenty-four and under thirty-five.	Of thirty-five and under fifty-five.	Of fifty-five and under one hundred.	Of one hundred and upwards.	Under ten years of age.	Of ten and under twenty-four.	Of twenty-four and under thirty-five.	Of thirty-five and under fifty-five.	Of fifty-five and under one hundred.	Of one hundred and upwards.		Who are Deaf and Dumb, under fourteen years of age.	Who are Deaf and Dumb, of the age of fourteen and under twenty-five.	Who are Deaf and Dumb, of twenty-five and upwards.	Who are Blind.	Who are Deaf and Dumb, and also Blind.		Who are Deaf and Dumb, under fourteen years of age.	Who are Deaf and Dumb, of the age of fourteen and under twenty-five.	Who are Deaf and Dumb, of the age of twenty-five and upwards.	Who are Blind.	
under 10	10 to 24	24 to 36	36 to 55	55 to 100	100, &c.	under 10	10 to 24	24 to 36	36 to 55	55 to 100	100, &c.		under 10	10 to 24	24 to 36	36 to 55	55 to 100	100, &c.			under 14	14 to 25	25, &c.				under 14	14 to 25	25, &c.			
2	2	7	1	3	4	7	1	2	6	1	7	2	2	6	1											3	1	8	V						X
																												6	V						
3	2						3	1	2																			7	V						
	1								1																			1							
1								3																				5	V						1
																												2	V						
																												5	V						
																												8	V						
																												2	V						
																												4	V						
																												7	V						
																												3	V						
																												1	V						
																												9	V						
																												6	V						
																												6	V						
																												3	V						
																												2	V						
																											/	0	V						
																											/	6	V						
3		1					1	2	1																		/	0	V						
		1																									/	0	V						
									1																			9	V						
							1																					4	V						
																												2	V						
																											/	0	V						
																											2	1							
	1	3	1				1	2	1		1																		6	V						
5	2		2				7	1	1	1																	3	2	V						
	13	20	11			1	39	26	28	8	2																5	8	0	V						2
V	V	V	V	V	V	V	V	V	V	V	V	V	V	V	V	V	V	V	V	V	V	V	V	V	V	V	V	V	V	V	V	V	V	V	V

(Sch. 4.)

204

SCHEDULE of the whole number of Persons within the Division allotted to

Captain Ch's McKinney's Division in Williamson County

Page	NAMES of HEADS OF FAMILIES.	FREE WHITE MALES, (INCLUDING HEADS OF FAMILIES.)														FREE WHITE FEMALES.												FREE COLORED PERSONS.				SLAVES.							
		Under five years of age	5 to 10	10 to 15	15 to 20	20 to 30	30 to 40	40 to 50	50 to 60	60 to 70	70 to 80	80 to 90	90 to 100	100 & upwards		Under five years of age	5 to 10	10 to 15	15 to 20	20 to 30	30 to 40	40 to 50	50 to 60	60 to 70	70 to 80	80 to 90	90 to 100	100 & upwards		Under 14 years of age	14 to 26	26 to 45	45 & upwards	Under 14 years of age	14 to 26	26 to 45	45 & upwards	
	Amount brought forward	31	27	24	14	19	22	11	3	21	24					38	28	36	25	30	16	9	8				1										
	Joseph Barns			1					1									2	2	1		1															
	Napolian B Lewis	2				1														1				1													
	Jefferson Lane	2																		1																	
	Thomas Hurst	1																			1																
	John Tomlinson																																				
	John Barnett		1		2													1				1															
	Charles Hearn	1		1						1									1	1																	
	James Coleman	1				1											1			1																	
	John Linch	1	2	1	1		1									2	1	1		1																	
	Arthur Smith					1																															
	William Brown			2	2												2	2				1															
	Edward Reddy	1	1				1													1																	
	Thadeus Rowe					1			1							1				1				1													
	Anthony Seals					1			1										1					1													
	John Green	2		1			1			1							2		1			1															
	Green Selgrind					1											1			1																	
	Mary Bowrin																	1																			
	William M Sample	1				1										1				1																	
	William Sample				1	1			1									1						1													
	Samuel P Turner	2	1	2			1											1	2	1		1															
	Amos Waggoner		1	1			1									1		3	1			1															
	Martha Ashurst		1	2	1	2										1	2				1																
	John A Major			2			1										1	2		1																	
	Arthur C Farley					1										1			1																		
	John Sample					1	1									1	2																				
	Samuel Card				1														1																	
		46	35	39	22	36	28	15	5	5	8					48	41	50	35	42	22	14	8	1		2										

[illegible] Persons [illegible] Districts (or Territory) of [illegible] Georgia 1850

Slaves: Males: Of one hundred and twenty-five and under thirty-five	Of thirty-five and under fifty-five	Of fifty-five and under one hundred	Of one hundred and upwards	Females: Under the years of age	Of [illegible] and under twenty-five	Of twenty-five and under thirty-five	Of thirty-five and under fifty-five	Of fifty-five and under one hundred	Of one hundred and upwards	Other Colored Persons: Males: Under the years of age	Of [illegible] and under twenty-five	Of twenty-five and under thirty-five	Of thirty-five and under fifty-five	Of fifty-five and under one hundred	Of one hundred and upwards	Females: Under the years of age	Of [illegible] and under twenty-five	Of twenty-five and under thirty-five	Of thirty-five and under fifty-five	Of fifty-five and under one hundred	Of one hundred and upwards	Total	Whole Persons included in the foregoing: Whole Deaf and Dumb, under fourteen years of age	Whole Deaf and Dumb, of the age of fourteen and under twenty-five	Whole Deaf and Dumb, of twenty-five and upwards	Whole Idiots	Whole Insane	Slaves and Colored Persons, included in foregoing: Whole Deaf and Dumb, under fourteen years of age	Whole Deaf and Dumb, of the age of fourteen and under twenty-five	Whole Deaf and Dumb, of the age of twenty-five and upwards	Whole Idiots	Whole Insane
33	20	14	1	39	26	28	8	2														55	0								1/2
					1																		9								
						1																	0								
																							5								
1																							6								
																							8								
2				2		1																1	4								
																							6								
																							4								
1																						1	3								
																							1								
					1																	1	4								
2				2	1	1	1															1	2								
4	1	3		4		1	3															2	5								
2	3			2	3			1														1	6								
		1																				1	1								
																							3								
																							1								
				1	3	1																1	1								
5	1	2		4		2		1														2	4								
				4		1		1														1	9								
																						1	0								
3	2	3		2	2	2	1	1														2	7								
																							7								
1				1	2																		7								
2					1			1															9								
																							2								
16	27	19	1	61	40	38	13	7														81	4								2

205

SCHEDULE of (illegible) number of Persons within this District subject to

Number of Family in the County, City, or Town, in the Parish, Ward, Precinct, Township, Hundred or District	NAMES of HEADS OF FAMILIES.	FREE WHITE PERSONS, (INCLUDING HEADS OF FAMILIES.)																													
		MALES.															FEMALES.															
		Under five years of age.	Of five and under ten.	Of ten and under fifteen.	Of fifteen and under twenty.	Of twenty and under thirty.	Of thirty and under forty.	Of forty and under fifty.	Of fifty and under sixty.	Of sixty and under seventy.	Of seventy and under eighty.	Of eighty and under ninety.	Of ninety and under one hundred.	Of one hundred and upwards.	Under five years of age.	Of five and under ten.	Of ten and under fifteen.	Of fifteen and under twenty.	Of twenty and under thirty.	Of thirty and under forty.	Of forty and under fifty.	Of fifty and under sixty.	Of sixty and under seventy.	Of seventy and under eighty.	Of eighty and under ninety.	Of ninety and under one hundred.	Of one hundred and upwards.					
		under 5	5 to 10	10 to 15	15 to 20	20 to 30	30 to 40	40 to 50	50 to 60	60 to 70	70 to 80	80 to 90	90 to 100	100, &c.	under 5	5 to 10	10 to 15	15 to 20	20 to 30	30 to 40	40 to 50	50 to 60	60 to 70	70 to 80	80 to 90	90 to 100	100, &c.					
Cahawa Dist. Pickens County	Daniel C. Mauney	1	1	1	2										1		1	2	1		1										
	Robert Patterson				1													1		1											
	Jefferson Cox					1																									
	James Griggs																		1												
	Nelson Griggs Son					1				1																					
	Peyton Hall		1			1											1	1			1										
	Wesley Griggs	2	1			1													1												
	Willis Bowden	2	1	1																1											
	Mathew Farley					1																1									
	Edmund Wamack					1																									
	William A. Pickman	2				1													1												
	Hugh N. Rose																		1												
	William Hopkins						2																								
	Nehemiah Stanford					1																									
	Riley Shrewberry	3	2			2													1												
	Mc. carrol Garrison		1			1																1									
	Travis Huff					1																									
	Mary King			1		1												1	2		1										
	Travis Bowden	2					1										2	1		1											
	James Jackson				1			1							1						1										
	Riley Williamson	1		1		1			1						2	2		2			1										
	David C. Folds				1																										
	Daniel McLoyd				1	1													1												
	Richard H. Seymour			1	2					1							1		2		1										
	Henry Vincent	1				1									2				1												
	Cobia Wheeler	1				1									1			1													
	George Folds	2	2				1								1				1												
		19	11	6	9	18	7	3	4	2					9	7	3	9	16	3	5	2	2								

Summary by the Marshal of the [illegible] District (or Territory) of Georgia 409

Slaves. Males. Of ten and under twenty-four	Of twenty-four and under thirty-six	Of thirty-six and under fifty-five	Of fifty-five and under one hundred	Of one hundred and upwards	Females. Under ten years of age	Of ten and under twenty-four	Of twenty-four and under thirty-six	Of thirty-six and under fifty-five	Of fifty-five and under one hundred	Of one hundred and upwards	Free colored persons. Males. Under ten years of age	Of ten and under twenty-four	Of twenty-four and under thirty-six	Of thirty-six and under fifty-five	Of fifty-five and under one hundred	Of one hundred and upwards	Females. Under ten years of age	Of ten and under twenty-four	Of twenty-four and under thirty-six	Of thirty-six and under fifty-five	Of fifty-five and under one hundred	Of one hundred and upwards	Total	White persons included in the foregoing. Who are Deaf and Dumb, under fourteen years of age	Who are Deaf and Dumb, of the age of fourteen and under twenty-five	Who are Deaf and Dumb, of twenty-five and upwards	White blind	Aliens—Foreigners not naturalized	Slaves and colored persons, included in foregoing. Who are Deaf and Dumb, under fourteen years of age	Who are Deaf and Dumb, of the age of fourteen and under twenty-five	Who are Deaf and Dumb, of the age of twenty-five and upwards	Who are blind
10 to 24	24 to 36	36 to 55	55 to 100	100, &c.	under 10	10 to 24	24 to 36	36 to 55	55 to 100	100, &c.	under 10	10 to 24	24 to 36	36 to 55	55 to 100	100, &c.	under 10	10 to 24	24 to 36	36 to 55	55 to 100	100, &c.		under 14	14 to 25	25, &c.			under 14	14 to 25	25, &c.	
2					1		1																1 6	✓								
1						1																	6	✓								
1	1					1		1					1										7	✓								
2		2			2	2	4	1						1									2 6	✓								
3		1	2		4	4	4		2														2 6	✓								
8					7	4	2	6	1														3 8	✓								
1	3				5	3	2	1															2 2	✓								
						1																	8	✓								
6	2	6			2	1	7	1															3 3	✓								
																							3	✓								
						1																	6	✓								
1						1																	4	✓								
								1															4	✓								
					1	1																	5	✓								
																							9	✓								
2					1	1																	9	✓								
4	6				9	18		1															5 1	✓								
																							5	✓								
						1																	8	✓								
																							4	✓								
1																							1 2	✓								
																							1	✓								
1	1		1		2	1		1															1 2	✓								
					1		1	1															1 3	✓								
1																							6	✓								
																							4	✓								
1					1	1		1															1 2	✓								
35	13	9	3		36	42	21	15	3				1	1									35 1	✓								

(No. 4.) 206

SCHEDULE of (the whole number of) Persons within the Division allotted to

Name of County, City, Ward, Town, Township, Parish, Precinct, Hundred, or District.	NAMES of HEADS OF FAMILIES.	FREE WHITE PERSONS, (INCLUDING HEADS OF FAMILIES.) MALES													FEMALES									
		Under the years of age	Of five and under ten	Of ten and under fifteen	Of fifteen and under twenty	Of twenty and under thirty	Of thirty and under forty	Of forty and under fifty	Of fifty and under sixty	Of sixty and under seventy	Of seventy and under eighty	Of eighty and under ninety	Of ninety and under one hundred	Of one hundred and upwards	Under five years of age	Of five and under ten	Of ten and under fifteen	Of fifteen and under twenty	Of twenty and under thirty	Of thirty and under forty	Of forty and under fifty	Of fifty and under sixty	Of sixty and under seventy	Of seventy and under eighty	Of eighty and under ninety
		under 5	5 to 10	10 to 15	15 to 20	20 to 30	30 to 40	40 to 50	50 to 60	60 to 70	70 to 80	80 to 90	90 to 100	100, &c.	under 5	5 to 10	10 to 15	15 to 20	20 to 30	30 to 40	40 to 50	50 to 60	60 to 70	70 to 80	80 to 90
Amount brought forward		19	11	6	9	18	9	11	4	21					9	7	3	9	16	8	3	5	2	2
	William Holt	2	1				1									2	1		1					
	Mathew Leggat	1													1				1					
	Wilkins Stephens					1																		
	Larey Cox		2	3	1	3			1								1							
	Thomas Tingy Jun		1			1				1					1					1			1	
	William A Slaughter	2	1			1	2							1			1			1				1
	Richard Sterling																							
	John Blaney		1			1									2									
	Nathaniel D Blanford	1				1													1					
	Davis R Andrews	1	1	1			1										1			1				
	Otha Ansly	1				1									1				1					
	Flemin David	1				2													1					
	John Dority	1					1									1	1		1					
	Enoch Ansly	1				1													1					
	John Dawkins		1			1									2				1		1			
	Elizabeth Grant			1	2										1	2				1				
	Father Tomlinson										1										1			
	Willis Bowden	2	1	1			1													1		1		
	Josephus Barrow				1													1						
	Lucy Deming				2												2		1			1		
	Francis Dicky	1	2		3		1								2	2	1			1				
	John McMinter	1		2																1				
	Enoch Barrow	1				1									1			1						
	Mary Mathis																1	1		1				
	Clement Hancock		2					1									1			1				
	Churchill Walker	1	1				1								2	2	1			1				
		37	26	14	19	33	16	6	6	3	1			1	23	17	14	12	28	10	9	5	4	1

Caldwell Ward, Lee's District, Putnam County

South Division Militia Battalion of Union County, Georgia. 1st Regiment 1st Brigade 1st Division (or Subdivision) of Georgia. 1st

SLAVES. MALES.					SLAVES. FEMALES.						FREE COLORED PERSONS. MALES.						FREE COLORED PERSONS. FEMALES.						TOTAL.	Whites Persons included in the foregoing.					Slaves and Colored Persons included in foregoing.				
Under 10 years of age	Of 10 and under 24 years	Of 24 and under 36 years	Of 36 and under 55 years	Of 55 and upwards	Under 10 years of age	Of 10 and under 24 years	Of 24 and under 36 years	Of 36 and under 55 years	Of 55 and upwards		Under 10 years of age	Of 10 and under 24 years	Of 24 and under 36 years	Of 36 and under 55 years	Of 55 and upwards		Under 10 years of age	Of 10 and under 24 years	Of 24 and under 36 years	Of 36 and under 55 years	Of 55 and upwards			Under 14 years of age	Of 14 and under 21 years	Of 21 and under 26 years	Of 26 and under 45 years	Of 45 and upwards	Under 14 years of age	Of 14 and under 21 years	Of 21 and under 26 years	Of 26 and under 45 years	Of 45 and upwards
under 10	10 to 24	24 to 36	36 to 55	55 to 100	under 10	10 to 24	24 to 36	36 to 55	55 to 100	100, &c.	under 10	10 to 24	24 to 36	36 to 55	55 to 100	100, &c.	under 10	10 to 24	24 to 36	36 to 55	55 to 100	100, &c.		under 14	14 to 21	21 to 26	26, &c.		under 14	14 to 21	21 to 26	26, &c.	
15	13	9	3		16	12	21	15	3				1	1									35	14								
	1	1			2	3	2	1															2	3								
						2																		5								
2	2				1	2																		1								
4	4				4	4	4	1	1														4	5	1							
	1				2	1	1																1	3								
4		2			2		3																2	1								
																								1								
																								5								
																								2								
3	3				1	2	1		1														2	2	1							
					1																			5								
																								4								
	1					1																		1								
					1																			4								
2								1																1								
1							2	1															1	4								
1	1				3			1																5								
1																								8								
					1	1																		5								
					3		1																1	2								
					1																		1	4								
2	2		1		3	1	3																2	2								
2					1		1																	9								
		1				1	1																	4								
4	2				1	2	2	1															1	9								
																								9								
51	30	13	4		63	62	42	20	6				1	1									65	84								

(No. 4.)

207

SCHEDULE of (illegible) number of Persons within the Division allotted to

Captain Otho B. Hawkins' District Putnam County

Name of Head of Family	FREE WHITE PERSONS, (INCLUDING HEADS OF FAMILIES.) MALES: Under five years of age	Of five and under ten	Of ten and under fifteen	Of fifteen and under twenty	Of twenty and under thirty	Of thirty and under forty	Of forty and under fifty	Of fifty and under sixty	Of sixty and under seventy	Of seventy and under eighty	Of eighty and under ninety	Of ninety and under one hundred	One hundred and upwards.	FEMALES: Under five years of age	Of five and under ten	Of ten and under fifteen	Of fifteen and under twenty	Of twenty and under thirty	Of thirty and under forty	Of forty and under fifty	Of fifty and under sixty	Of sixty and under seventy	Of seventy and under eighty	Of eighty and under ninety	Of ninety and under one hundred
	under 5	5 to 10	10 to 15	15 to 20	20 to 30	30 to 40	40 to 50	50 to 60	60 to 70	70 to 80	80 to 90	90 to 100	100, &c.	under 5	5 to 10	10 to 15	15 to 20	20 to 30	30 to 40	40 to 50	50 to 60	60 to 70	70 to 80	80 to 90	90 to 100
Amount brought forward	37	26	14	19	34	10	6	5	3	1			1	23	17	14	12	28	14	9	5	4	1		
Duncan McKissick					2				1									2			1				
William C Whaley					1													1							
John McKissick	1					1								1				1							
Owen Dicky	2	1				1									2			1				1			
Nancy Barrow		1													1				1						
Rix Millhile	1					1										1			1						
William Barrow	2	1	1	1												1				1					
Henry Hunter															1	1		1	1						
William L Howel	1		1		1									2				1							
Levin Stanford		1		1		1										1	1			1					
George Morgan						1								1	2				1						
William L Todd					1												1								
James Givens																		1							
Sarah Wiggins		1																		1					
Lucas Tomlinson			1	1	1									2	2	1			1						
John A Sherling														1	2	1			1						
Isaac Shirling									1									1				1			
Hezd Bridges	2	1	1			1								1	1		1		1						
Miles Coleman	1	1					1							1	1	1				1					
Nathaniel Vincent	1				1												1								
George Simpson			1				1							1						1					
Robert Young	2			2		1									2			1							
William Young					1																				
Jane Mathis				1	2										1		1								
Moses Harvey	2	2	1	1	1		1							1		1	1		1						
Ephraim Bishop	1	2	2	1					1					1	1				1						
	54	37	23	29	45	22	13	8	6	1			1	36	34	22	19	37	19	14	6	7	1		

Return of the Whole Number of Persons within the District of [illegible] Virginia

SLAVES. MALES. Of one month and under two years	Of two and under twenty-four	Of twenty-four and under thirty-six	Of thirty-six and under fifty-five	Of fifty-five and under one hundred	Of one hundred and upwards.	SLAVES. FEMALES. Under one year of age	Of one and under twenty-four	Of twenty-four and under thirty-six	Of thirty-six and under fifty-five	Of fifty-five and under one hundred	Of one hundred and upwards.	FREE COLORED PERSONS. MALES. Under ten years of age	Of ten and under twenty-four	Of twenty-four and under thirty-six	Of thirty-six and under fifty-five	Of fifty-five and under one hundred	Of one hundred and upwards.	FREE COLORED PERSONS. FEMALES. Under ten years of age	Of ten and under twenty-four	Of twenty-four and under thirty-six	Of thirty-six and under fifty-five	Of fifty-five and under one hundred	Of one hundred and upwards.	TOTAL	WHITE PERSONS included in the foregoing. Who are Deaf and Dumb, under fourteen years of age.	Who are Deaf and Dumb, of the age of fourteen and under twenty-five.	Who are Deaf and Dumb, of the age of twenty-five and upwards.	Whites, blind.	ALIENS—Foreigners not naturalized.	SLAVES AND COLORED PERSONS, included in foregoing. Who are Deaf and Dumb, under fourteen years of age.	Who are Deaf and Dumb, of the age of fourteen and under twenty-five.	Who are Deaf and Dumb, of the age of twenty-five and upwards.	Blind.
Of one month and under two years	Of two and under twenty-four	Of twenty-four and under thirty-six	Of thirty-six and under fifty-five	Of fifty-five and under one hundred	Of one hundred and upwards.	Under ten years of age	Of ten and under twenty-four	Of twenty-four and under thirty-six	Of thirty-six and under fifty-five	Of fifty-five and under one hundred	Of one hundred and upwards.	Under ten years of age	Of ten and under twenty-four	Of twenty-four and under thirty-six	Of thirty-six and under fifty-five	Of fifty-five and under one hundred	Of one hundred and upwards.	Under ten years of age	Of ten and under twenty-four	Of twenty-four and under thirty-six	Of thirty-six and under fifty-five	Of fifty-five and under one hundred	Of one hundred and upwards.		Who are Deaf and Dumb, under fourteen years of age.	Who are Deaf and Dumb, of the age of fourteen and under twenty-five.	Who are Deaf and Dumb, of the age of twenty-five and upwards.	Whites, blind.	ALIENS—Foreigners not naturalized.	Who are Deaf and Dumb, under fourteen years of age.	Who are Deaf and Dumb, of the age of fourteen and under twenty-five.	Who are Deaf and Dumb, of the age of twenty-five and upwards.	Blind.
under 10	10 to 24	24 to 36	36 to 55	55 to 100	100, &c.	under 10	10 to 24	24 to 36	36 to 55	55 to 100	100, &c.	under 10	10 to 24	24 to 36	36 to 55	55 to 100	100, &c.	under 10	10 to 24	24 to 36	36 to 55	55 to 100	100, &c.		under 14	14 to 25	25, &c.			under 14	14 to 25	25, &c.	
46	43	30	31	41		63	52	42	22	6				1	1									658	21							
1			1			2		2																13								
																								2								
						1	1																	6								
1	1						1																	11								
							1																	5								
1	1					1	2																	10								
1	2	1				2		2	2															19								
2		2				1		1	1															15								
1																								7								
			1			1	2	2		1														17								
																								6								
1	1																							4								
1									1															3								
																								4								
								1																11								
																								6								
2	3					1	2	1	2															17								
1	2	1						1	1															16								
1	2					2	1		2															5								
	2																							3								
1	1					1		1																8								
2						1		1																12								
																								1								
2						1	1	1																5								
		1				1	1	1	1															8								
			1																					1								
77	38	18	6			78	74	56	30	7				1	1									918	21							

(No. 4.) 208

SCHEDULE of the whole number of Persons within the Division allotted to

Name of County, City, Ward, Town, Township, Parish, Precinct, Hundred, or District.	NAMES or HEADS OF FAMILIES.	FREE WHITE PERSONS, (INCLUDING HEADS OF FAMILIES.) MALES. Under five years of age.	Of five and under ten.	Of ten and under fifteen.	Of fifteen and under twenty.	Of twenty and under thirty.	Of thirty and under forty.	Of forty and under fifty.	Of fifty and under sixty.	Of sixty and under seventy.	Of seventy and under eighty.	Of eighty and under ninety.	Of ninety and under one hundred.	Of one hundred and upwards.	FEMALES. Under five years of age.	Of five and under ten.	Of ten and under fifteen.	Of fifteen and under twenty.	Of twenty and under thirty.	Of thirty and under forty.	Of forty and under fifty.	Of fifty and under sixty.	Of sixty and under seventy.	Of seventy and under eighty.	Of eighty and under ninety.	Of ninety and under one hundred.
		under 5	5 to 10	10 to 15	15 to 20	20 to 30	30 to 40	40 to 50	50 to 60	60 to 70	70 to 80	80 to 90	90 to 100	100, &c.	under 5	5 to 10	10 to 15	15 to 20	20 to 30	30 to 40	40 to 50	50 to 60	60 to 70	70 to 80	80 to 90	90 to 100
Amount brought forward		54	37	23	29	45	22	15	8	5	1			1	36	34	22	19	37	19	14	6	7	1		
Captain John B. Mathises District Putnam County	Greer Bishop	2				1													1							
	Elisha Mathis																				1					
	Joshua Driskal				1	1												1								
	Joseph Stanford					2		1																		
	John Hodges						1																			
	Elizabeth Ingram			1												1				1						
	Jeremiah Cox	2		1	1		1									1	1			1						
	Alexander Morrison				2	1											1			1	1					
	Silas Wilkes	1				1									1	1			1							
	James Dismukes			1		1	1								2	3	1			1						
	Nancy Goodson				2	1																1				
	Merriman Founds			1		1				1								1				1				
	Stephen Jones						1				1						1			1						
		59	37	27	36	54	26	14	9	7	2			1	39	40	26	22	39	24	16	8	7	1		

| WHITES. | | |

209

[illegible] Persons [illegible] to

Name of Township or District.	NAMES of HEADS OF FAMILIES.	FREE WHITE PERSONS, (INCLUDING HEADS OF FAMILIES.) MALES.														FEMALES.											
		Under five years of age	Of five and under ten	Of ten and under fifteen	Of fifteen and under twenty	Of twenty and under thirty	Of thirty and under forty	Of forty and under fifty	Of fifty and under sixty	Of sixty and under seventy	Of seventy and under eighty	Of eighty and under ninety	Of ninety and under one hundred	Of one hundred and upwards		Under five years of age	Of five and under ten	Of ten and under fifteen	Of fifteen and under twenty	Of twenty and under thirty	Of thirty and under forty	Of forty and under fifty	Of fifty and under sixty	Of sixty and under seventy	Of seventy and under eighty	Of eighty and under ninety	
		under 5	5 to 10	10 to 15	15 to 20	20 to 30	30 to 40	40 to 50	50 to 60	60 to 70	70 to 80	80 to 90	90 to 100	100, &c.		under 5	5 to 10	10 to 15	15 to 20	20 to 30	30 to 40	40 to 50	50 to 60	60 to 70	70 to 80	80 to 90	90 to 100
Captain Polk's Beat, Pickens County	Edward Bond	2	1			2	1									1	2			1							
	William Rufsean				2	1			1																		
	Welcomth Fox	1															1	1	1		1						
	George W Wren					1										1			1								
	William Vincent					1	1												1		1			1			
	Joseph Green		1				1									2				1							
	Ulala Harvey					1													1				1				
	John B Towns	3															1			1							
	Thomas A King																			1							
	Richmond Buckner	1	1				1													1							
	Solomon Banks							1											1	1		1					
	Allen Roberson					1			1										2								
	Jonus Kendrick	1	2			2	1									1	2			1							
	Richard Ragland				1	1													1								
	Jacob Katchins				1		1									1	2	1	2	1		1					1
	John A Roberson	1					1									1				1							
	Daniel W Bowden	2	1		1	1										1				1							
	John King					1													1								
	Lucresa Buckner		1		1												1	1			1						
	John Mellions Sen					1		1															1				
	Averea Buckner			2		1		1										1	2			1					1
	Mary Wright			1	1												2			1							
	Jeptha M Manson	2				1														1							
	Reuben Ragland	1				1														1							
	Albert Harvey					1										1				1							
	Robert Hall			1				1											1			1					
	John F Layton	2					1											1			1						
		17	8	6	7	18	10	1	4	1						9	12	5	14	13	5	4	2	1			2

[illegible] Georgia

SLAVES.											FREE-COLORED PERSONS.												TOTAL.										
MALES.					FEMALES.						MALES.						FEMALES.																
Of [illegible]	Of twenty-four and under thirty-six	Of thirty-six and under fifty-five	Of fifty-five and under one hundred	Of one hundred and upwards	Under ten years of age	Of ten and under twenty-four	Of twenty-four and under thirty-six	Of thirty-six and under fifty-five	Of fifty-five and under one hundred	Of one hundred and upwards	Under ten years of age	Of ten and under twenty-four	Of twenty-four and under thirty-six	Of thirty-six and under fifty-five	Of fifty-five and under one hundred	Of one hundred and upwards	Under ten years of age	Of ten and under twenty-four	Of twenty-four and under thirty-six	Of thirty-six and under fifty-five	Of fifty-five and under one hundred	Of one hundred and upwards			Where persons included in the Slaves and Colored Persons, included in foregoing.									
					under 10	10 to 24	24 to 36	36 to 55	55 to 100	100, &c.	under 10	10 to 24	24 to 36	36 to 55	55 to 100	100, &c.	under 10	10 to 24	24 to 36	36 to 55	55 to 100	100, &c.			Who are Deaf and Dumb, under fourteen years of age.	Who are Deaf and Dumb, of the age of fourteen and under twenty-five.	Who are Deaf and Dumb, of twenty-five and upwards.	Whites a child.	ALIENS—Foreigners not naturalized.	Who are Deaf and Dumb, under fourteen years of age.	Who are Deaf and Dumb, of the age of fourteen and under twenty-five.	Who are Deaf and Dumb, of the age of twenty-five and upwards.	Who are Deaf and Dumb, of the age of twenty-five and upwards.	Who are Deaf and Dumb, of the age of twenty-five and upwards.
																									under 14	14 to 25	25, &c.			under 14	14 to 25	25, &c.	
		1			2 +1	1		1															1	4	✓								
1								1																6	✓								
		1																						8	✓								
1	1				3		1																	9	✓								
1	1				1	3																	1	2	✓								
																								5	✓								
1			1		2	4		1															1	3	✓								
4					1	4	1																2	0	✓								
																								2	✓								
						1																		6	✓								
					3		1																1	0	✓								
2	2				4	1	1	1															1	6	✓								
4	4				2	3	1																2	8	✓								
																								3	✓								
																							1	2	✓								
1						1																		6	✓								
			1		1		2																1	1	✓								
																								2	✓								
																								6	✓								
																								3	✓								
3		1			2	2		1															2	3	✓								
																								5	✓								
																								4	✓								
																								3	✓								
																								3	✓								
																								4	✓								
																								5	✓								
	8	3	2		20	20	7	5	1														23	9	✓								
	✓	✓	✓		✓	✓	✓	✓	✓															✓									

210

SCHEDULE of (portable number) of Persons within the District enjoined to

Name of Captain's District, Township, Town, Parish, Precinct, Hundred or Ward	NAMES of HEADS OF FAMILIES.	FREE WHITE PERSONS, (INCLUDING HEADS OF FAMILIES.) MALES: Under 5 years of age	5 to 10	10 to 15	15 to 20	20 to 30	30 to 40	40 to 50	50 to 60	60 to 70	70 to 80	80 to 90	90 to 100	100 & upwards
	Amount brought forward	17	8	5	7	8	6	1	4	1				
Captain John D Pearson's District Pulham County	John H. Clark	3					1							
	James P Harvey	1	1		2		1							
	John Monk		2				1							
	Noah Gordon					1								
	Granderson Whitten	2	1			1								
	Rebecca Liggit	1	1											
	Rumford Harris		2			1								
	Mary Buckner													
	James Mullens	1				1								
	Grand Mullens		1	1	2		1							
	Jesse Mullens													
	Sarah Mullens			1										
	Stephen Adams					1								
	Solomon Mullens		1			1								
	William Mullens	1		1										
	Meredith Kendrick						1							
	Evan D Pearman				2		1							
	Allen Lawrence	1	1				1							
	John Penseau		3					1						
	Henry Coats					1		1						
	Penelope Coats	1	2	1										
	Henry Penseau	1				1								
	James Jenkins							1						
	Robert Jenkins					1		1						
	William Clark	1			1			1						
	Hopkins Hobgey						1							
		30	24	10	15	28	17	6	6	2				

FEMALES: Under five years of age	5 to 10	10 to 15	15 to 20	20 to 30	30 to 40	40 to 50	50 to 60	60 to 70	70 to 80	80 to 90	90 to 100	100 & upwards
9	12	5	14	13	5	9	2	1	3	2		
1	1			1								
		1				1						
		1			1							
				1								
	1											
					1							
		1				1						
2				1								
						1						
1	2	1				1						
		1			1							
					1							
		1			1							
2		1			1							
1		1			1							
2		1			1							
1		1			1							
	1				1							
					1							
					1							
1					1							
					1							
22	20	16	17	24	14	8	3	2		3		

SLAVES.												FREE COLORED PERSONS.												TOTAL.	WHITE persons included in the foregoing.				SLAVES AND COLORED persons included in foregoing.			
MALES.						FEMALES.						MALES.						FEMALES.														
Of less than 10 years of age.	Of 10 and under 24 years.	Of 24 and under 36 years.	Of 36 and under 55 years.	Of 55 and under 100 years.	Of 100 years and upwards.	Of less than 10 years of age.	Of 10 and under 24 years.	Of 24 and under 36 years.	Of 36 and under 55 years.	Of 55 and under 100 years.	Of 100 years and upwards.	Under 10 years of age.	Of 10 and under 24 years.	Of 24 and under 36 years.	Of 36 and under 55 years.	Of 55 and under 100 years.	Of 100 years and upwards.	Under 10 years of age.	Of 10 and under 24 years.	Of 24 and under 36 years.	Of 36 and under 55 years.	Of 55 and under 100 years.	Of 100 years and upwards.		Under 10 years of age.	Of 10 and under 14 years.	Of 14 and under 25 years.	25, &c.	Under 10 years of age.	Of 10 and under 14 years.	Of 14 and under 25 years.	25, &c.
18	8	3	2			2	2	2	5	1	1													23	9						
2							2																	1	2						
1	4	4	3			1	4	3	2															3	7						
		1					1																		1						
							1																		3						
4	1	3				5	1	1	3															2	7						
																									2						
8	2	2				7	2		4															3	9						
																									8						
																									5						
																									3						
																									2						
																									7						
																									1						
		1				2		1	1															1	4						
																									6						
3	1					6	1	2																2	2						
1		1				2	3	1																2	8						
	1					3		2	1																2						
2						1	1		1															1	1						
																									4						
																									6						
1							1																								
8	5	2	1			3	5	4		1														3	5						
5	1	1	1			4	3	2		2														2	7						
1	2	2	1			2	3	1																1	8						
9	25	20	8			56	48	25	17	4				1										38	9						

(Sch. 1.)

SCHEDULE of the whole number of Persons within the District allotted to

Name of County, City, Ward, Town, Township, Parish, Precinct, Hundred, or District.	NAMES of HEADS OF FAMILIES.	FREE WHITE PERSONS, (INCLUDING HEADS OF FAMILIES.) — MALES: Under 5 years of age	5 to 10	10 to 15	15 to 20	20 to 30	30 to 40	40 to 50	50 to 60	60 to 70	70 to 80	80 to 90	90 to 100	100, &c.
	Amount brought forward	30	24	10	15	28	17	6	6	2				
	Spencer Hurt	1				1		1						
	Mathew Caswell	2												
	Charles S Hurt					1			1					
	Greend Mathis													
	William H Mathis						1							
	Celia Price					1								
	James Kendrick					1				1				
Captain Ott's Regt Militia Dutrict Putnam County														
		33	24	10	15	33	20	7	7	3				

Name of County, City, Ward, Town, Township, Parish, Precinct, Hundred, or District.	NAMES of HEADS OF FAMILIES.	FREE WHITE PERSONS, (INCLUDING HEADS OF FAMILIES.) — FEMALES: Under 5 years of age	5 to 10	10 to 15	15 to 20	20 to 30	30 to 40	40 to 50	50 to 60	60 to 70	70 to 80	80 to 90	90 to 100	100, &c.
	Amount brought forward	22	20	16	17	24	14	4 14	3	2			3	1
	Spencer Hurt			1					1					
	Mathew Caswell		1			1								
	Charles S Hurt							1						
	Greend Mathis				1									
	William H Mathis	2	1	1			1							
	Celia Price						2			1				
	James Kendrick			1	2				1					
Captain Ott's Regt Militia Dutrict Putnam County														
		24	22	19	20	25	17	9 14/10	4	3			3	1

Turner [illegible] the Marshal's [illegible] District (for Territory) of Florida — 1821

SLAVES. MALES. Under 14 years of age	14 and under 25	25 and under 45	45 and under 100	100 and upwards	FEMALES. Under 14 years of age	14 and under 25	25 and under 45	45 and under 100	100 and upwards	FREE COLORED PERSONS. MALES. Under 10 years of age	10 and under 24	24 and under 36	36 and under 55	55 and under 100	100 and upwards	FEMALES. Under 10 years of age	10 and under 24	24 and under 36	36 and under 55	55 and under 100	100 and upwards	TOTAL	WHITE PERSONS included in the foregoing. Who are Deaf and Dumb, under fourteen years of age	Who are Deaf and Dumb, of the age of fourteen and under twenty-five	Who are Deaf and Dumb, twenty-five and upwards	ALIENS—Foreigners not naturalized	Whites—Blind	SLAVES AND COLORED PERSONS, included in foregoing. Who are Deaf and Dumb, under fourteen years of age	Who are Deaf and Dumb, of the age of fourteen and under twenty-five	Who are Deaf and Dumb, twenty-five and upwards	Colored persons—Blind
5	9	2	5	2	2	0	1	8	1	5	6	1	4	8	2	5	1	1	4	0	.	.	.	1	.	.	.	5	8	9	1	.	.	.	.	.	.	.
5	2	3	.	.	1	.	3	1	4	.	.	.	.	.	.	.	.	.	.	.	.	.	.	.	.	.	.	2	4	1	.	.	.	.	.	.	.
5	6	.	2	1	.	.	9	3	2	2	2	.	.	.	.	.	.	.	.	.	.	.	.	.	.	.	.	3	8	1	.	.	.	.	.	.	.
4	1	3	3	2	.	.	1	2	2	1	1	.	.	.	.	.	.	.	.	.	.	.	.	.	.	.	.	2	7	1	.	.	.	.	.	.	.
.	1	.	.	.	.	.	.	1	.	1	.	.	.	.	.	.	.	.	.	.	.	.	.	.	.	.	.	.	3	.	.	.	.	.	.	.	.	.
3	1	.	.	.	.	.	1	2	2	.	1	.	.	.	.	.	.	.	.	.	.	.	.	.	.	.	.	2	1	1	.	.	.	.	.	.	.
4	.	1	.	.	.	.	.	2	1	1	1	.	.	.	.	.	.	.	.	.	.	.	.	.	.	.	.	1	8	1	.	.	.	.	.	.	.
2	1	.	.	.	.	.	2	2	.	1	.	.	.	.	.	.	.	.	.	.	.	.	.	.	.	.	.	1	4	1	.	.	.	.	.	.	.
.	.	.	.	.	.	.	.	.	.	.	.	.	.	.	.	.	.	.	.	.	.	.	.	.	.	.	.	.	.	.	.	.	.	.	.	.	.	.
.	.	.	.	.	.	.	.	.	.	.	.	.	.	.	.	.	.	.	.	.	.	.	.	.	.	.	.	.	.	.	.	.	.	.	.	.	.	.
.	.	.	.	.	.	.	.	.	.	.	.	.	.	.	.	.	.	.	.	.	.	.	.	.	.	.	.	.	.	.	.	.	.	.	.	.	.	.
.	.	.	.	.	.	.	.	.	.	.	.	.	.	.	.	.	.	.	.	.	.	.	.	.	.	.	.	.	.	.	.	.	.	.	.	.	.	.
.	.	.	.	.	.	.	.	.	.	.	.	.	.	.	.	.	.	.	.	.	.	.	.	.	.	.	.	.	.	.	.	.	.	.	.	.	.	.
.	.	.	.	.	.	.	.	.	.	.	.	.	.	.	.	.	.	.	.	.	.	.	.	.	.	.	.	.	.	.	.	.	.	.	.	.	.	.
.	.	.	.	.	.	.	.	.	.	.	.	.	.	.	.	.	.	.	.	.	.	.	.	.	.	.	.	.	.	.	.	.	.	.	.	.	.	.
.	.	.	.	.	.	.	.	.	.	.	.	.	.	.	.	.	.	.	.	.	.	.	.	.	.	.	.	.	.	.	.	.	.	.	.	.	.	.
.	.	.	.	.	.	.	.	.	.	.	.	.	.	.	.	.	.	.	.	.	.	.	.	.	.	.	.	.	.	.	.	.	.	.	.	.	.	.
.	.	.	.	.	.	.	.	.	.	.	.	.	.	.	.	.	.	.	.	.	.	.	.	.	.	.	.	.	.	.	.	.	.	.	.	.	.	.
.	.	.	.	.	.	.	.	.	.	.	.	.	.	.	.	.	.	.	.	.	.	.	.	.	.	.	.	.	.	.	.	.	.	.	.	.	.	.
.	.	.	.	.	.	.	.	.	.	.	.	.	.	.	.	.	.	.	.	.	.	.	.	.	.	.	.	.	.	.	.	.	.	.	.	.	.	.
.	.	.	.	.	.	.	.	.	.	.	.	.	.	.	.	.	.	.	.	.	.	.	.	.	.	.	.	.	.	.	.	.	.	.	.	.	.	.
52	33	26	12	.	72	61	36	23	9	.	.	1	.	.	.	.	.	.	.	.	.	.	254	1	.	.	.	.	.	.	.	.	.	.	.	.	.

(Sch. 6)

212

SCHEDULE of the whole number of Persons within the Division allotted to

Captain John Hendricks Qu[illegible] Division Caswell County

Names of Heads of Families	FREE WHITE PERSONS, (INCLUDING HEADS OF FAMILIES.) MALES: Under five years of age	Of five and under ten	Of ten and under fifteen	Of fifteen and under twenty	Of twenty and under thirty	Of thirty and under forty	Of forty and under fifty	Of fifty and under sixty	Of sixty and under seventy	Of seventy and under eighty	Of eighty and under ninety	Of ninety and under one hundred	Of one hundred and upwards	FEMALES: Under five years of age	Of five and under ten	Of ten and under fifteen	Of fifteen and under twenty	Of twenty and under thirty	Of thirty and under forty	Of forty and under fifty	Of fifty and under sixty	Of sixty and under seventy	Of seventy and under eighty	Of eighty and under ninety	[illegible]
	under 5	5 to 10	10 to 15	15 to 20	20 to 30	30 to 40	40 to 50	50 to 60	60 to 70	70 to 80	80 to 90	90 to 100	100, &c.	under 5	5 to 10	10 to 15	15 to 20	20 to 30	30 to 40	40 to 50	50 to 60	60 to 70	70 to 80	80 to 90	[illegible]
Zachens Edmundson	1					1								1				1							
Jams Edmundson									1																
John Dennis	1															1		2							
Isaac Simmons																				1					
Peter Dennis		1		1	1											1					1				
John Crabtree																									
William Dennis		1																			1				
Elizabeth Anderson															1					1					
James Freeman	1						1							1		1		1							
James Carlisphus	1													1				1							
Edmund Daughtry						1																			
Oran D Carlisphus								1																	
Asa Wright						1												1			1		1		
George Mellons		1				1								2											
Joseph Mellons						1													1		1				
Henry C Mellons									1												1				
James Marchman					1													1							
Thomas Landreth							2									1			1						
Washington Rose	2				1										2				1						
Edward Stephens	1				1									1				1							
John Bell	2																	1							
John Wilkes	1	1	1			1								1				1							
Levi Lee	1					1								2	1			1							
Samuel Pearson	1				1	1			1					2	2			1							
Greenberry Gather		2				1		1						2	1		2	1	1						
William Dennis Jr	2		1			1								1	2				1						
John Hollaman		1						1							1		1		1						
	14	6	4	2	7	12	5	5	3					14	10	4	4	11	9	1	3	2	1		

Stevens [illegible] Persons within the District (or Territory) of Spokane 403

212

SLAVES.												FREE COLORED PERSONS.												TOTAL.	WHITE persons included in the foregoing.				SLAVES AND COLORED PERSONS, included in foregoing			
MALES.					FEMALES.							MALES.						FEMALES.														
Of less than one year old.	Of one year, and under twenty-four.	Of twenty-four and under thirty-six.	Of thirty-six and under fifty-five.	Of fifty-five and upwards.	Under five years of age.	Of five, and under twenty-four.	Of twenty-four and under thirty-six.	Of thirty-six and under fifty-five.	Of fifty-five and upwards.			Under five years of age.	Of five, and under twenty-four.	Of twenty-four and under thirty-six.	Of thirty-six and under fifty-five.	Of fifty-five and upwards.		Under five years of age.	Of five, and under twenty-four.	Of twenty-four and under thirty-six.	Of thirty-six and under fifty-five.	Of fifty-five and upwards.			Who can Read and Write, under fourteen years of age.	Who can Read and Write, of the age of fourteen and under twenty-five.	Who can Read and Write, of twenty-five and upwards.	Who can Read.	Who can Read and Write, under fourteen years of age.	Who can Read and Write, of the age of fourteen and under twenty-five.	Who can Read and Write, of the age of twenty-five and upwards.	Who can Read.
under 10	10 to 24	24 to 36	36 to 55	55 and upwards	under 10	10 to 24	24 to 36	36 to 55	55 and upwards			under 10	10 to 24	24 to 36	36 to 55	55 and upwards		under 10	10 to 24	24 to 36	36 to 55	55 and upwards			under 14	14 to 25	25, &c.		under 14	14 to 25	25, &c.	
1	2	2	2		6	2	2	2																3	0							
																									1							
1	1					1								1											9							
1	1				2	1		1	1				1											1	0							
6					2		3	1																2	0							
																									1							
4	6	6	1		4	1	4	1	1															4	1							
																									2							
	3	2			5		2	1	2															2	1							
1		1			1	2		1																1	2							
																									1							
																									1							
																									1							
																									2							
1	1				3	1		1																	2							
																									3							
2			1		2		3		1															1	4							
3					3	1	1	1																1	3							
2	2	2				1	2	2																1	1							
	3				1	1																		1	0							
2	3	2	1		3	3	1	1																2	2							
					1																				3							
																									4							
1					1	1																		1	3							
		1			1		2		1															1	1							
4	2	1			2	1	1																	2	2							
2	1	1			1	1	2	1																2	2							
																									8							
																									5							
34	24	17	4		38	23	28	13	7				1											33	2							X

SCHEDULE of the whole number of Persons within the Division allotted to

Name of County, City, Ward, Town, Township, Parish, Precinct, Hundred, or District.	NAMES or HEADS OF FAMILIES.	FREE WHITE PERSONS, (INCLUDING HEADS OF FAMILIES.) MALES. Under five years of age.	Of five and under ten.	Of ten and under fifteen.	Of fifteen and under twenty.	Of twenty and under thirty.	Of thirty and under forty.	Of forty and under fifty.	Of fifty and under sixty.	Of sixty and under seventy.	Of seventy and under eighty.	Of eighty and under ninety.	Of ninety and under one hundred.	Of one hundred and upwards.	FEMALES. Under five years of age.	Of five and under ten.	Of ten and under fifteen.	Of fifteen and under twenty.	Of twenty and under thirty.	Of thirty and under forty.	Of forty and under fifty.	Of fifty and under sixty.	Of sixty and under seventy.	Of seventy and under eighty.	Of eighty and under ninety.
		under 5	5 to 10	10 to 15	15 to 20	20 to 30	30 to 40	40 to 50	50 to 60	60 to 70	70 to 80	80 to 90	90 to 100	100, &c.	under 5	5 to 10	10 to 15	15 to 20	20 to 30	30 to 40	40 to 50	50 to 60	60 to 70	70 to 80	80 to 90
Captain John Kendricks District Putnam County	Amount brought forward	14	0	4	2	7	12	5	5	3					14	10	4	4	11	9	1	3	2	1	
	Alford Simmons	1					1												1						
	Richerson Black			1		1			1									1	1		1	1			
	Edward Meadows									1															
	Gregory Singleton		1		1	1										1	1			1					
	William Garrel			1	1		1								4				1						
	John B Moran	1				1									2	1			1						
	John Edmundson					1	1		1								1		1						
	John Kendrick	1	2	1				1									1		1						
	Samuel Kendrick					2				1									1				1		
	John J Pearce		1	2	1	1			1									1	2		1				
	William Gorsley					1												1							
	John Bustin		1				1								1				1						
	Allen Hawkins					1													1						
	Peter Tatum	1	1	2				1							1		1	1							
	Thomas Kessafs				1			1							1	1	4				1		1		
	Rachael Barnhart	1	1												2	2		1	2		1				
	Thomas Hawkins	2					1								1					1					
	Mary Butler															1	1					1			
	Isaiah Tidwell	1				1									2				1						
	Richard Reese				1														1						
	Thomas Simmons								1														1		
	Nathaniel Walker	1		1	1				1						1	1	1	1			1				
	Lewis Hearn		1			1														1					
	Lemuel Tate					1									1				1						
	James Beaty							1							2	1	1			1					
	James Palmer	1					1								1	1			1						
		24	14	13	9	19	18	9	10	5					33	20	15	11	28	14	6	5	5	1	

Turner [illegible] District (or Territory) of Georgia 425

SLAVES. MALES. Of ten and under twenty-four.	Of twenty-four and under thirty-six.	Of thirty-six and under fifty-five.	Of fifty-five and under one hundred.	Of one hundred and upwards.	FEMALES. Under ten years of age.	Of ten and under twenty-four.	Of twenty-four and under thirty-six.	Of thirty-six and under fifty-five.	Of fifty-five and under one hundred.	Of one hundred and upwards.	FREE COLORED PERSONS. MALES. Under ten years of age.	Of ten and under twenty-four.	Of twenty-four and under thirty-six.	Of thirty-six and under fifty-five.	Of fifty-five and under one hundred.	Of one hundred and upwards.	FEMALES. Under ten years of age.	Of ten and under twenty-four.	Of twenty-four and under thirty-six.	Of thirty-six and under fifty-five.	Of fifty-five and under one hundred.	Of one hundred and upwards.	TOTAL.	WHITE PERSONS included in the foregoing. Who are Deaf and Dumb, under fourteen years of age.	Who are Deaf and Dumb, of the age of fourteen and under twenty-five.	Who are Deaf and Dumb, of twenty-five and upwards.	Who are blind.	ALIENS—Foreigners not naturalized.	SLAVES AND COLORED PERSONS, included in foregoing. Who are Deaf and Dumb, under fourteen years of age.	Who are Deaf and Dumb, of the age of fourteen and under twenty-five.	Who are Deaf and Dumb, of the age of twenty-five and upwards.	Who are blind.
34	24	17	4		38	23	23	13	7			1											33 2									X
																							3									
1						2	1																1 1									
																							1									
1	1		1		2	2	1	1															1 5									
7 5			1		5	5																	3 1									
																							6									
5 9	1	2			7	7	2																4 0									
																							8									
4	2				1	2																	1 6									
																							1 0									
2					2	3	1																1 0									
																							4									
																							2									
1	2				4	2	1	1															2 0									
4 2	3					4	1		1														2 0									
																							1 0									
																							5									
																							3									
1					1	2	1																1 0									
																							2									
																							2									
11 8	3	1	1		5	3	4	3															4 7									
3 6	3	3			12	3	5	2															5 0									
1 1	1	1			3	3		2															1 5									
																							6									
																							5									
66	40	24	7		80	61	40	22	8			1											68 9									X

(1st. C.)
214

SCHEDULE of the whole number of Persons within the District listed to

Names of Heads of Families	FREE WHITE PERSONS, (INCLUDING HEADS OF FAMILIES.) MALES: Under five years of age	Of five and under ten	Of ten and under fifteen	Of fifteen and under twenty	Of twenty and under thirty	Of thirty and under forty	Of forty and under fifty	Of fifty and under sixty	Of sixty and under seventy	Of seventy and under eighty	Of eighty and under ninety	Of ninety and under one hundred	Of one hundred and upwards.	FEMALES: Under five years of age	Of five and under ten	Of ten and under fifteen	Of fifteen and under twenty	Of twenty and under thirty	Of thirty and under forty	Of forty and under fifty	Of fifty and under sixty	Of sixty and under seventy	Of seventy and under eighty	Of eighty and under ninety	Of ninety and under one hundred
Amount brought forward	24	14	13	9	10	8	7	5	5					33	2	15	11	28	4	6	5	5	1		
Daniel Huff			1			1																			
Levy Shingleton	1		1	1										1				1							
Armstead Hancock								1						2				1							
Joseph Wilkes	1	1	1		2									1					2						
William Whitehead	Hamilton																								
Albertain Ward		1					1								1		1			1					
Benjamin Ward				1										1				1							
Thomas B Stubs	1			1														1							
Hellman Hatcwell	1													1				1							

Turner [illegible] Districts (or Subdivisions) of Georgia 4[illegible]

Slaves. Males. Of ten and under twenty-six	Of twenty-four and under thirty-six	Of thirty-six and under fifty-five	Of fifty-five and under one hundred	Of one hundred and upwards	Females. Under six years of age	Of ten and under twenty-four	Of twenty-four and under thirty-six	Of thirty-six and under fifty-five	Of fifty-five and under one hundred	Of one hundred and upwards	Free Colored Persons. Males. Under six years of age	Of ten and under twenty-four	Of twenty-four and under thirty-six	Of thirty-six and under fifty-five	Of fifty-five and under one hundred	Of one hundred and upwards	Females. Under six years of age	Of ten and under twenty-four	Of twenty-four and under thirty-six	Of thirty-six and under fifty-five	Of fifty-five and under one hundred	Of one hundred and upwards	Total	White persons included in the foregoing. Who are Deaf and Dumb, under fourteen years of age	Who are Deaf and Dumb, of the age of fourteen and under twenty-five	Who are Deaf and Dumb, of twenty-five and upwards	Who are Idiot	Alien—Foreigners not naturalized	Slaves and colored persons, included in foregoing. Who are Deaf and Dumb, under fourteen years of age	Who are Deaf and Dumb, of the age of fourteen and under twenty-five	Who are Deaf and Dumb, of the age of twenty-five and upwards	Who are Idiot
56	40	24	7		80	61	40	22	8			1											68	9								X
	3	1			1	5		1	1														1	6								
1							2																	9								
		1				1																		7								
2	2				1	1																	1	5								
4	4				8	6	1	1															3	6								
5	1				3	1																	1	5								
						1																		4								
																								3								
																								4								
50	26	7		9	76	43	24	9				1											79	8								X

(No. 4.)

215

SCHEDULE of the whole number of Persons within the Division allotted to

Names of County, City, Ward, Town, Township, Parish, Precinct, Hundred, or District.	NAMES OF HEADS OF FAMILIES.	FREE WHITE PERSONS, (INCLUDING HEADS OF FAMILIES.) MALES. Under five years of age.	Of five and under ten.	Of ten and under fifteen.	Of fifteen and under twenty.	Of twenty and under thirty.	Of thirty and under forty.	Of forty and under fifty.	Of fifty and under sixty.	Of sixty and under seventy.	Of seventy and under eighty.	Of eighty and under ninety.	Of ninety and under one hundred.	Of one hundred and upwards.	FEMALES. Under five years of age.	Of five and under ten.	Of ten and under fifteen.	Of fifteen and under twenty.	Of twenty and under thirty.	Of thirty and under forty.	Of forty and under fifty.	Of fifty and under sixty.	Of sixty and under seventy.	Of seventy and under eighty.	Of eighty and under ninety.	Of ninety and under one hundred.
		under 5	5 to 10	10 to 15	15 to 20	20 to 30	30 to 40	40 to 50	50 to 60	60 to 70	70 to 80	80 to 90	90 to 100	100, &c.	under 5	5 to 10	10 to 15	15 to 20	20 to 30	30 to 40	40 to 50	50 to 60	60 to 70	70 to 80	80 to 90	90 to 100
Late Captain Thomas Milkins District Exclusive of the Town of Eatonton	Thornton Sanford							1												1						
	John Rainey	1	1	1				1									2	1		1						
	Lewis Dupree		1				1								1	1			1							
	Benjamin Moseley	2	2	2	1			1								1		1								
	Willis Houghton			2		2		1									1				1					
	Isaac Branham	1					1											1		1						
	Smith Cotton									1												1				
	Toney Belemy																					1				
	Martha Belemy																1									
	Daniel Shores	1				1									1											
	Grovey Cole				2										1					1						
	James Ray								1																	
	Alexander G Tyler						1								1	1				1						
	Elizabeth Dent	1		2											1	1		1								
	Joseph C Perdew	2	1				1								1					1						
	Thomas A Hightower	1				1												1								
	George A F Allen				1	1									1				1							
	Jordan Allen																									
	Andrew Thrash			2					1						1	1	1	1		1						
	Jeremiah Fickland					1																				
	Thomas Black	1	1			1									1				1							
	Sarah Scot		2	1	1											2		1			1					
	Elizabeth Hudson		1	1	1												1	2		1						
	Thomas G Sanford	1				1									1			1	1							
	Rebecca Keaton					1											1				1					
	William Maddox	2	1			1		1									3			1						
	Planner Shores		1								1							1				1	1			
		13	11	11	6	10	4	6	3	1	1				10	7	10	11	8	10	3	3	1			

For the District of [illegible] Georgia 4.29

SLAVES. MALES. Of ten and under twenty-four	Of twenty-four and under thirty-six	Of thirty-six and under fifty-five	Of fifty-five and under one hundred	Of one hundred and upwards.	SLAVES. FEMALES. Under ten years of age	Of ten and under twenty-four	Of twenty-four and under thirty-six	Of thirty-six and under fifty-five	Of fifty-five and under one hundred	Of one hundred and upwards.	FREE COLORED PERSONS. MALES. Under ten years of age	Of ten and under twenty-four	Of twenty-four and under thirty-six	Of thirty-six and under fifty-five	Of fifty-five and under one hundred	Of one hundred and upwards.	FREE COLORED PERSONS. FEMALES. Under ten years of age	Of ten and under twenty-four	Of twenty-four and under thirty-six	Of thirty-six and under fifty-five	Of fifty-five and under one hundred	Of one hundred and upwards.	TOTAL.	WHITE PERSONS included in the foregoing. Who are Deaf and Dumb, under fourteen years of age	Who are Deaf and Dumb, of the age of fourteen and under twenty-five	Who are Deaf and Dumb, of twenty-five and upwards	Where blind.	Aliens—Foreigners not naturalized	SLAVES AND COLORED PERSONS, included in foregoing. Who are Deaf and Dumb, under fourteen years of age	Who are Deaf and Dumb, of the age of fourteen and under twenty-five	Who are Deaf and Dumb, of the age of twenty-five and upwards	Who are blind.
						2		1																5							
																								8							
3			1			2			2															4							
1	1				3	5	1																	3	2						
								1	1															1	1						
4		3	1		5	2		3																2	9						
1	3	1			2	1	1	1																1	7						
																									1						
																									1						
																									4						
																									3						
1	2	3	3		10	4	3	2																3	4						
																									4						
																									7						
1	1		3	1			2	1	1	1														1	7						
																									3						
1						1	1																		8						
																									1						
1	1					2																		1	4						
1	1	2			6		5																	1	9						
					1																				6						
					1		1																	1	2						
3					1	3		1																	5						
4	1	2			4	3	4	3	2															3	8						
		1			2		1																		4						
2					3	3	1	1																2	1						
																									4						
33	9	15	6		39	30	18	14	6															33	4	1	-	X			

(No. 4.)

216

SCHEDULE of the whole number of Persons within the Division allotted to

Name of County, City, Ward, Town, Township, Parish, Precinct, Hundred, or District.	NAMES or HEADS OF FAMILIES.	FREE WHITE PERSONS, (INCLUDING HEADS OF FAMILIES.) MALES. Under five years of age.	Of five and under ten.	Of ten and under fifteen.	Of fifteen and under twenty.	Of twenty and under thirty.	Of thirty and under forty.	Of forty and under fifty.	Of fifty and under sixty.	Of sixty and under seventy.	Of seventy and under eighty.	Of eighty and under ninety.	Of ninety and under one hundred.	Of one hundred and upwards.	FEMALES. Under five years of age.	Of five and under ten.	Of ten and under fifteen.	Of fifteen and under twenty.	Of twenty and under thirty.	Of thirty and under forty.	Of forty and under fifty.	Of fifty and under sixty.	Of sixty and under seventy.	Of seventy and under eighty.	Of eighty and under ninety.	Of one hundred and upwards.
		under 5	5 to 10	10 to 15	15 to 20	20 to 30	30 to 40	40 to 50	50 to 60	60 to 70	70 to 80	80 to 90	90 to 100	100, &c.	under 5	5 to 10	10 to 15	15 to 20	20 to 30	30 to 40	40 to 50	50 to 60	60 to 70	70 to 80	80 to 90	90 to 100
Amount brought forward		13	11	12	6	10	4	6	4	1	1				10	7	7	11	8	10	3	2	1			
	Nancy E. Smith			2												2	1			1						
	John Colensworth	1						1							1	2	2	1		1						
	Grene B. Allen			2	2	3											1			1						
	Berkley Sanford							1												1						
	Elizabeth Lewis															2	2		1		1					
	James West					1																				
	Mary Pike		1												1		1		2					1		
	William Thomas					1																				
	Nathan Leans Plantation						1																			
	William Flournoy					2				1																
	Drury Mc. Deaman	2	2	1						1											1					
	Hansford Price	1					1												1							
	William Wornoum							1											1							
		17	14	17	9	18	6	10	4	3	1				12	13	16	15	14	14	5	2	1	1		
				1/16					1/5								1/17					1/5				

Late Captain Thomas Wilkins District Exclusive of the town of Eatonton

Furnace [illegible] District (or Territory) of [illegible] 1851

SLAVES.											FREE COLORED PERSONS.												TOTAL.	WHITE PERSONS included in the foregoing.					SLAVES AND COLORED PERSONS, included in foregoing.			
MALES.					FEMALES.						MALES.						FEMALES.															
Of ten and under twenty-four	Of thirty-five and under thirty-six	Of thirty-six and under fifty-five	Of fifty-five and under one hundred	Of one hundred and upwards	Under ten years of age	Of ten and under twenty-four	Of twenty-four and under thirty-six	Of thirty-six and under fifty-five	Of fifty-five and under one hundred	Of one hundred and upwards	Under ten years of age	Of ten and under twenty-four	Of twenty-four and under thirty-six	Of thirty-six and under fifty-five	Of fifty-five and under one hundred	Of one hundred and upwards	Under ten years of age	Of ten and under twenty-four	Of twenty-four and under thirty-six	Of thirty-six and under fifty-five	Of fifty-five and under one hundred	Of one hundred and upwards		Who are Deaf and Dumb, under fourteen years of age	Who are Deaf and Dumb, of the age of fourteen and under twenty-five	Who are Deaf and Dumb, of the age of twenty-five and upwards	Whose blind	ALIENS—Foreigners not naturalized	Who are Deaf and Dumb, under fourteen years of age	Who are Deaf and Dumb, of the age of fourteen and under twenty-five	Who are Deaf and Dumb, of the age of twenty-five and upwards	Who are blind
10 to 24	24 to 36	36 to 55	55 to 100	100, &c.	under 10	10 to 24	24 to 36	36 to 55	55 to 100	100, &c.	under 10	10 to 24	24 to 36	36 to 55	55 to 100	100, &c.	under 10	10 to 24	24 to 36	36 to 55	55 to 100	100, &c.		under 14	14 to 25	25, &c.			under 14	14 to 25	25, &c.	
33	9	15	6		39	30	18	14	6														33 4			X						
2						3		1															1 3									
1		1			1	1	1	1															1 7									
5	6	3	1		9	9	6		1														5 7									
		2			1		2																8									
																							6									
2	3	1			2	4	2	1	1														1 9									
	1					3	1																1 1									
2	3				2	4	3																1 8									
8	6	4			1	8	3																3 8									
5	2	2			4	11	1	2	1														3 7									
																							8									
																							3									
		1						1															4									
	30	29	7		59	73	37	20	9														57 3			X						

(No. 6)

217

SCHEDULE of the whole number of Persons within the Division allotted to

Name of County, City, Ward, Town, Township, Parish, Precinct, Hundred, or District.	NAMES or HEADS OF FAMILIES.	FREE WHITE PERSONS, (INCLUDING HEADS OF FAMILIES.) MALES. Under five years of age.	Of five and under ten.	Of ten and under fifteen.	Of fifteen and under twenty.	Of twenty and under thirty.	Of thirty and under forty.	Of forty and under fifty.	Of fifty and under sixty.	Of sixty and under seventy.	Of seventy and under eighty.	Of eighty and under ninety.	Of ninety and under one hundred.	Of one hundred and upwards.	FEMALES. Under five years of age.	Of five and under ten.	Of ten and under fifteen.	Of fifteen and under twenty.	Of twenty and under thirty.	Of thirty and under forty.	Of forty and under fifty.	Of fifty and under sixty.	Of sixty and under seventy.	Of seventy and under eighty.	Of eighty and under ninety.
		under 5	5 to 10	10 to 15	15 to 20	20 to 30	30 to 40	40 to 50	50 to 60	60 to 70	70 to 80	80 to 90	90 to 100	100, &c.	under 5	5 to 10	10 to 15	15 to 20	20 to 30	30 to 40	40 to 50	50 to 60	60 to 70	70 to 80	80 to 90
The Town of Eatonton	Williamson Swetser	3	1	1				1								1	1			1					
	James A Merriweather				1	3									2				1			1			
	Alford Clapton	3		1				1								2	3	2	1	1					
	John Hudson	1	1												2				1						
	Thomas Hardeman		2		1		1								2				1						
	James Conner			1			1							1		1	1		2	1					
	Benjamin Fort			1		1												1							
	William Wilkins	1		2	2	1 4		1										1	1		1				
	Wilie W Mason	2				1									1				1						
	Thomas Cooper					1			1							1		1			1				
	John G Lumsden		1	1				1	1						1		1	1		1					
	John Holland					5	4			1					1		1	1							
	William Whitehead	2		1				1								2			1						
	Charles Root					2																			
	James Bussy														2	2	2			1					
	John Warren	1					1								2	1			1						
	William Varner							1									1	1							
	Jacob Gimble	1			1			1								1	1	1		1					
	John S Randle	1	1	1	2	1											1	1							
	James Sanderford						1											1							
	Jesse King	1				2									1	1	1		1		1				
	Eli S Shorter		1			3	1									1				1					
	Gabriel Thomas	1			1		1								1				2						
	John P Hearndon	2				2													1						
	Thomas Holton		1								1														
	Jeremiah Clark		2				1	1																	
	Lewellen W Hudson						1								1		1		1						
		19	12	9	8	35	15	8	2	1	1			1	16	13	14	14	15	8	3	1			

Turner [illegible] of [illegible] Georgia 1833

Slaves: Males: Of twenty-four and under thirty-six	Of thirty-six and under forty-five	Of fifty-five and under one hundred	Of one hundred and upwards	Females: Under ten years of age	Of ten and under twenty-four	Of twenty-four and under thirty-six	Of thirty-six and under fifty-five	Of fifty-five and under one hundred	Of one hundred and upwards	Free Colored Persons: Males: Under ten years of age	Of ten and under twenty-four	Of twenty-four and under thirty-six	Of thirty-six and under fifty-five	Of fifty-five and under one hundred	Of one hundred and upwards	Females: Under ten years of age	Of ten and under twenty-four	Of twenty-four and under thirty-six	Of thirty-six and under fifty-five	Of fifty-five and under one hundred	Of one hundred and upwards	Total		White persons included in the foregoing: Who are Deaf and Dumb, under fourteen years of age	Who are Deaf and Dumb, of the age of fourteen and under twenty-five	Who are Deaf and Dumb, of twenty-five and upwards	Who are blind	Alleged Foreigners not naturalized	Slaves and colored persons included in foregoing: Who are Deaf and Dumb, under fourteen years of age	Who are Deaf and Dumb, of the age of fourteen and under twenty-five	Who are Deaf and Dumb, of the age of twenty-five and upwards	Who are blind
24 to 36	36 to 55	55 to 100	100, &c.	under 10	10 to 24	24 to 36	36 to 55	55 to 100	100, &c.	under 10	10 to 24	24 to 36	36 to 55	55 to 100	100, &c.	under 10	10 to 24	24 to 36	36 to 55	55 to 100	100, &c.			under 14	14 to 25	25, &c.			under 14	14 to 25	25, &c.	
1				4	3					1	1					1		1				2	4	✓									
1		1		2	1	1	1															1	6	✓									
	1			2	1	2	2															2	5	✓									
1	5			5	2	4																3	4	✓									
	1			1		1	1															1	3	✓									
1				1	1																	1	2	✓									
1				3	2																		9	✓									
2	2			1	3	1																3	2	✓									
2	1				2																	1	2	✓									
2	1	1		1	2	1	2	1														1	8	✓									
1				3	2																	1	7	✓									
1	1	2			1																	1	9	✓									
1				2	1	1																1	5	✓									
1	6	3					1					1										1	4	✓									
	1		1				1															1	2	✓									
	1				3																		0	✓									
1				4	2																	1	2	✓									
		1					1													1		1	0	✓									
1		1		4	3	1																2	1	✓									
																							2	✓									
	1			3	1	1																1	4	✓									
	1	1	1	4	1	1	2															2	4	✓									
					1	1																1	0	✓									
2					1																	1	1	✓									
				2		1	1																7	✓									
		1		2			1															1	1	✓									
1				1	2	1																1	1	✓									
14	17	4		45	35	17	13	1		1	1	1				1		1		1		41	5	✓									

(No. 4.)

218

SCHEDULE of the whole number of Persons within the Division allotted to

Name of County, City, Ward, Town, Township, Parish, Precinct, Hundred, or District.	NAMES or HEADS OF FAMILIES.	FREE WHITE PERSONS, (INCLUDING HEADS OF FAMILIES.) MALES. Under five years of age.	Of five and under ten.	Of ten and under fifteen.	Of fifteen and under twenty.	Of twenty and under thirty.	Of thirty and under forty.	Of forty and under fifty.	Of fifty and under sixty.	Of sixty and under seventy.	Of seventy and under eighty.	Of eighty and under ninety.	Of ninety and under one hundred.	Of one hundred and upwards.	FEMALES. Under five years of age.	Of five and under ten.	Of ten and under fifteen.	Of fifteen and under twenty.	Of twenty and under thirty.	Of thirty and under forty.	Of forty and under fifty.	Of fifty and under sixty.	Of sixty and under seventy.	Of seventy and under eighty.	Of eighty and under ninety.	Of one hundred and upwards.
		under 5	5 to 10	10 to 15	15 to 20	20 to 30	30 to 40	40 to 50	50 to 60	60 to 70	70 to 80	80 to 90	90 to 100	100, &c.	under 5	5 to 10	10 to 15	15 to 20	20 to 30	30 to 40	40 to 50	50 to 60	60 to 70	70 to 80	80 to 90	90 to 100
Amount brought forward		19	12	9	8	35	[illegible]	8	2	1	11			1	20	13	14	14	15	8	3	1				
The Town of Calonton	Ward Hill		1			1										1	1	1		1		1				
	Jacob D Hightower	1				1			1									1			1					
	James McDaniel		1	1				1								1	2	1		1						
	William Barns	1				1													1							
	Thomas Gamble						1												1							
	Cela Kelby																	1	1			1				
	Irby Hudson	1		1				1								2	2	1		1						
	Thomas Hoxey	1	1	1		1	1										1			1						
	Permelia Combs			1														1	1			1				
	James Nicholson						1												1							
	John C Mason			2	1				1								1	1				1				
	Serena Jones		1	1	1	1									1			1		1						
	Charles P Gordon						1								2	2				1						
	David Myrick							1												1						
	Jane Bledsoe	1	1												1	1				1						
	Eliza Abbercrombie		1	1	1	1									1			1	1	1						
	Martha Evans			2												1	1	1				1				
	Armstead Richerson				1			1									2									
	Mark A Cooper						1								2	1			1							
	Sarah D Park		1			1									1	1	1			1						
	Greene Kelby					1												1								
	William P Fernandes	1						1								1	1			1			1			
	Nancy Bohan																					1				
	Ann Bradford				2																	1				
	Cloe Allen		1													1			1				1			
	Edmund Edmundson							1																		
		25	20	19	14	43	20	15	4	1	1			1	24	26	26	25	23	19	4	8	2			

Of the Inhabitants in the District (or Territory) of Georgia 435

SLAVES.														FREE COLORED PERSONS.												TOTAL.	WHITE persons included in the foregoing.					SLAVES AND COLORED PERSONS, included in foregoing.				
MALES.						FEMALES.								MALES.						FEMALES.																
Of ten and under twenty-four	Of twenty-four and under thirty-six	Of thirty-six and under fifty-five	Of fifty-five and under one hundred	Of one hundred and upwards		Under ten years of age	Of ten and under twenty-four	Of twenty-four and under thirty-six	Of thirty-six and under fifty-five	Of fifty-five and under one hundred	Of one hundred and upwards		Under ten years of age	Of ten and under twenty-four	Of twenty-four and under thirty-six	Of thirty-six and under fifty-five	Of fifty-five and under one hundred	Of one hundred and upwards		Under ten years of age	Of ten and under twenty-four	Of twenty-four and under thirty-six	Of thirty-six and under fifty-five	Of fifty-five and under one hundred	Of one hundred and upwards			Who are Deaf and Dumb, under fourteen years of age	Who are Deaf and Dumb, of the age of fourteen and under twenty-five	Who are Deaf and Dumb, of twenty-five and upwards	Who are Blind	ALIENS—Foreigners not naturalized		Who are Deaf and Dumb, under fourteen years of age	Who are Deaf and Dumb, of the age of fourteen and under twenty-five	Who are Deaf and Dumb, of twenty-five and upwards	Who are Blind
10 to 24	24 to 36	36 to 55	55 to 100	100, &c.		Under 10	10 to 24	24 to 36	36 to 55	55 to 100	100, &c.		Under 10	10 to 24	24 to 36	36 to 55	55 to 100	100, &c.		Under 10	10 to 24	24 to 36	36 to 55	55 to 100	100, &c.			Under 14	14 to 25	25, &c.				Under 14	14 to 25	25, &c.	
2	3	1	1	4		4	3	1	1	1	1		1	1	1					1		1				41	3								
	1					1	1	1																		2	1								
	1																									5			1						
2							1	1														1				2	1								
		1				1		1																		5									
																										3	1			1					
	1								1																	3	1								
2						2	3	1																		7									
5	2					4	2	2																		2	2								
2							1																			4									
						1	1		1																	3									
	1						2																			1									
						1		1																		2									
2	2					1	2																			3									
1	2					3	1		1																	7									
1								1		1																8									
3	1	2				3	3	2																		23									
							1		1																	5									
		1				1				1																4									
2	2					1	1		1													1				12									
1						3	1	1																		2									
1						1	1																			5									
							1	1																		4									
																										1									
																										3									
1						1			1																	3									
						1			1																	3									
25	20	18	4			70	57	28	20	3	1	1	1	1					1		1	1	1		65	1			1	1					

(No. 4.)

219

SCHEDULE of the whole number of Persons within the Division allotted to

| Name of County, City, Ward, Town, Township, Parish, Precinct, Hundred, or District. | NAMES of HEADS OF FAMILIES. | FREE WHITE PERSONS, (INCLUDING HEADS OF FAMILIES.) | | |

Turner [illegible] District (or Territory) of Georgia 437

SLAVES. MALES. Of ten and under twenty-four	Of twenty-four and under thirty-six	Of thirty-six and under fifty-five	Of fifty-five and under one hundred	Of one hundred and upwards	FEMALES. Under ten years of age	Of ten and under twenty-four	Of twenty-four and under thirty-six	Of thirty-six and under fifty-five	Of fifty-five and under one hundred	Of one hundred and upwards	FREE COLORED PERSONS. MALES. Under ten years of age	Of ten and under twenty-four	Of twenty-four and under thirty-six	Of thirty-six and under fifty-five	Of fifty-five and under one hundred	Of one hundred and upwards	FEMALES. Under ten years of age	Of ten and under twenty-four	Of twenty-four and under thirty-six	Of thirty-six and under fifty-five	Of fifty-five and under one hundred	Of one hundred and upwards	TOTAL	WHITE PERSONS included in the foregoing. Who are Deaf and Dumb, under fourteen years of age	Who are Deaf and Dumb, of the age of fourteen and under twenty-five	Who are Deaf and Dumb, of twenty-five and upwards	Who are Blind	ALIENS—Foreigners not naturalized	SLAVES AND COLORED PERSONS, included in foregoing. Who are Deaf and Dumb, under fourteen years of age	Who are Deaf and Dumb, of the age of fourteen and under twenty-five	Who are Deaf and Dumb, of the age of twenty-five and upwards	Who are Blind
10 to 24	24 to 36	36 to 55	55 to 100	100, &c.	under 10	10 to 24	24 to 36	36 to 55	55 to 100	100, &c.	under 10	10 to 24	24 to 36	36 to 55	55 to 100	100, &c.	under 10	10 to 24	24 to 36	36 to 55	55 to 100	100, &c.		under 14	14 to 25	25, &c.			under 14	14 to 25	25, &c.	
35	20	18	4		7	5	28	20	3	1	1	1	1				1		1	1	1		65	1			1	1				
1						4																	1	1								
1	1				2	1																	1	0								
1	1		1		1	3		2															1	5								
38	22	18	5		73	65	28	22	3	1	1	1	1				1		1	1	1		68	7			1	1				

220

SCHEDULE of the whole number of Persons within the Division allotted to

Name of County, City, Ward, Town, Township, Parish, Precinct, Mundred, or District.	NAMES or HEADS OF FAMILIES.	FREE WHITE PERSONS, (INCLUDING HEADS OF FAMILIES.) MALES. Under five years of age.	Of five and under ten.	Of ten and under fifteen.	Of fifteen and under twenty.	Of twenty and under thirty.	Of thirty and under forty.	Of forty and under fifty.	Of fifty and under sixty.	Of sixty and under seventy.	Of seventy and under eighty.	Of eighty and under ninety.	Of ninety and under one hundred.	Of one hundred and upwards.	FEMALES. Under five years of age.	Of five and under ten.	Of ten and under fifteen.	Of fifteen and under twenty.	Of twenty and under thirty.	Of thirty and under forty.	Of forty and under fifty.	Of fifty and under sixty.	Of sixty and under seventy.	Of seventy and under eighty.	Of eighty and under ninety.	[illegible]
		under 5	5 to 10	10 to 15	15 to 20	20 to 30	30 to 40	40 to 50	50 to 60	60 to 70	70 to 80	80 to 90	90 to 100	100, &c.	under 5	5 to 10	10 to 15	15 to 20	20 to 30	30 to 40	40 to 50	50 to 60	60 to 70	70 to 80	80 to 90	90 to 100
The aggregate amount of the Population in Putnam County		520	392	352	302	391	301	184	106	61	21				2	497	396	356	367	486	248	162	102	47	9	9	1
				1 lb				1 lb		1 lb	1 lb				1 lb	38 lb		15 mo	4 mo	17 lb	16 mo	9 mo	1 lb	1 mo	6 mo	1 mo	

The aggregate amount of Male White Persons

3831

The aggregate amount of Female White Persons

2680

The aggregate amount of White Persons

5511

The number of Persons within my Division, consisting of Free White Persons, Slaves, and Free colored Persons, appears in the foregoing Schedule, subscribed by me this 23d day of September, in the year one thousand eight hundred and thirty.

Joseph A. S. Turner
Assistant to the Marshal of the District of Georgia

We hereby certify that a correct copy of above Schedule, signed by the said Joseph A. S. Turner, has been set up at two of the most ~~respe~~ public places within the Division, open to inspection of all concerned.

Jonah Flournoy
John A. Urquhart

[illegible] Persons [illegible] (or Territory) of Georgia 437

SLAVES. MALES.					FEMALES.						FREE COLORED PERSONS. MALES.						FEMALES.						TOTAL.	WHITE PERSONS included in the foregoing.					SLAVES AND COLORED PERSONS included in foregoing.			
[illegible]	Of twenty-four and under thirty-six.	Of thirty-six and under fifty-five.	Of fifty-five and under one hundred.	Of one hundred and upwards.	Under ten years of age.	Of ten and under twenty-four.	Of twenty-four and under thirty-six.	Of thirty-six and under fifty-five.	Of fifty-five and under one hundred.	Of one hundred and upwards.	Under ten years of age.	Of ten and under twenty-four.	Of twenty-four and under thirty-six.	Of thirty-six and under fifty-five.	Of fifty-five and under one hundred.	Of one hundred and upwards.	Under ten years of age.	Of ten and under twenty-four.	Of twenty-four and under thirty-six.	Of thirty-six and under fifty-five.	Of fifty-five and under one hundred.	Of one hundred and upwards.		Who are Deaf and Dumb, under fourteen years of age.	Who are Deaf and Dumb, of the age of fourteen and under twenty-five.	Who are Deaf and Dumb, of the age of fourteen and under twenty-five.	Who are Deaf and Dumb, of the age of fourteen and under twenty-five.	Who are Deaf and Dumb, of the age of fourteen and under twenty-five.	Who are Deaf and Dumb, under fourteen years of age.	Who are Deaf and Dumb, of the age of fourteen and under twenty-five.	Who are Deaf and Dumb, of the age of fourteen and under twenty-five.	Who are Deaf and Dumb, of the age of fourteen and under twenty-five.
[illegible]	[illegible]	[illegible]	[illegible]	[illegible]	under 10	10 to 24	24 to 36	36 to 55	55 to 100	100, &c.	under 10	10 to 24	24 to 36	36 to 55	55 to 100	100, &c.	under 10	10 to 24	24 to 36	36 to 55	55 to 100	100, &c.		under 14	14 to 25	25, &c.			under 14	14 to 25	25, &c.	
281	710	401	105	2	140	1185	722	388	112	2	6	8	4	5	2		6	3	3	2	2		13255	1		3 1/2	1	3 1/2	8	1		4 5/8
		4mo.																					6mo.									
Aggregate amount Male Slaves					The aggregate amount of Female Slaves						Free Male Colored Persons						Free Female Colored Persons							Deaf & Dumb White Persons			Blind	Aliens	Deaf & Dumb Colored Persons			Blind
3890					3813						25						16							4			1	3	9			4

The aggregate amount of Slaves 7703

The aggregate amount of Free Colored Persons 41

Total 13255

221

[illegible] of the whole number of Persons within the Division allotted to

[illegible] Hundred, or District.	NAMES OF HEADS OF FAMILIES.	[illegible] WHITE PERSONS, (INCLUDING HEADS OF FAMILIES.)																								
		MALES.													FEMALES.											
		Under five years of age.	Of five and under ten.	Of ten and under fifteen.	Of fifteen and under twenty.	Of twenty and under thirty.	Of thirty and under forty.	Of forty and under fifty.	Of fifty and under sixty.	Of sixty and under seventy.	Of seventy and under eighty.	Of eighty and under ninety.	Of ninety and under one hundred.	Of one hundred and upwards.	Under five years of age.	Of five and under ten.	Of ten and under fifteen.	Of fifteen and under twenty.	Of twenty and under thirty.	Of thirty and under forty.	Of forty and under fifty.	Of fifty and under sixty.	Of sixty and under seventy.	Of seventy and under eighty.	[illegible]
		under 5	5 to 10	10 to 15	15 to 20	20 to 30	30 to 40	40 to 50	50 to 60	60 to 70	70 to 80	80 to 90	90 to 100	100, &c.	under 5	5 to 10	10 to 15	15 to 20	20 to 30	30 to 40	40 to 50	50 to 60	60 to 70	70 to 80	[illegible]

[illegible] District (or Territory) of [illegible] 44

SLAVES.											FREE COLORED PERSONS.												TOTAL.	WHITE PERSONS included in the foregoing.					SLAVES AND COLORED PERSONS, included in foregoing.			
MALES.					FEMALES.						MALES.						FEMALES.															
Of [illegible]	Of twenty-four and under thirty-six.	Of thirty-six and under fifty-five.	Of fifty-five and under one hundred.	Of one hundred and upwards.	Under ten years of age.	Of ten and under twenty-four.	Of twenty-four and under thirty-six.	Of thirty-six and under fifty-five.	Of fifty-five and under one hundred.	Of one hundred and upwards.	Under ten years of age.	Of ten and under twenty-four.	Of twenty-four and under thirty-six.	Of thirty-six and under fifty-five.	Of fifty-five and under one hundred.	Of one hundred and upwards.	Under ten years of age.	Of ten and under twenty-four.	Of twenty-four and under thirty-six.	Of thirty-six and under fifty-five.	Of fifty-five and under one hundred.	Of one hundred and upwards.		Who are Deaf and Dumb, under fourteen years of age.	Who are Deaf and Dumb, of the age of fourteen and under twenty-five.	Who are Deaf and Dumb, of twenty-five and upwards.	Who are Idiots.	ALIENS—Foreigners not naturalized.	Who are Deaf and Dumb, under fourteen years of age.	Who are Deaf and Dumb, of the age of fourteen and under twenty-five.	Who are Deaf and Dumb, of the age of twenty-five and upwards.	Who are Idiots.
under 10	10 to 24	24 to 36	36 to 55	55 to 100	100, &c.	under 10	10 to 24	24 to 36	36 to 55	55 to 100	100, &c.	under 10	10 to 24	24 to 36	36 to 55	55 to 100	100, &c.	under 10	10 to 24	24 to 36	36 to 55	55 to 100	100, &c.		under 14	14 to 25	25, &c.			under 14	14 to 25	25, &c.	
7	5	4	"	"	11	12	7	2	1	"	"	"	1	"	1	"	"	"	"	"	"	"	~~2170~~ 2176									

Minus 1 —

Sheets 16 Recap 1 —

Examined & Corrected

[illegible]

Recapitulation

White Males 1080 Male Slaves 26 Free Males 2

Females 1034 Females 33 Females 0

2116 59 2

Order of dumb [illegible] in the County

Grand Total 2175

in Court

222

SCHEDULE of the whole number of Persons within the Division allotted to

Name of County, City, Ward, Town, Township, Parish, Province, Hundred, or District.	NAMES OF HEADS OF FAMILIES.	FREE WHITE PERSONS, (INCLUDING HEADS OF FAMILIES.) MALES. Under five years of age.	Of five and under ten.	Of ten and under fifteen.	Of fifteen and under twenty.	Of twenty and under thirty.	Of thirty and under forty.	Of forty and under fifty.	Of fifty and under sixty.	Of sixty and under seventy.	Of seventy and under eighty.	Of eighty and under ninety.	Of ninety and under one hundred.	Of one hundred and upwards.	FEMALES. Under five years of age.	Of five and under ten.	Of ten and under fifteen.	Of fifteen and under twenty.	Of twenty and under thirty.	Of thirty and under forty.	Of forty and under fifty.	Of fifty and under sixty.	Of sixty and under seventy.	Of seventy and under eighty.	Of eighty and under ninety.
		under 5	5 to 10	10 to 15	15 to 20	20 to 30	30 to 40	40 to 50	50 to 60	60 to 70	70 to 80	80 to 90	90 to 100	100, &c.	under 5	5 to 10	10 to 15	15 to 20	20 to 30	30 to 40	40 to 50	50 to 60	60 to 70	70 to 80	80 to 90
Rahul	Andrew Miller		1		1			1								1					1				
	John C. Miller					1									1				1						
	Polly Dilda		1													2				1					
	Wm Willson		1	1	1	1			1								1	1	1						
	John McClain				1						1												1		
	Isaac Grice					1																			
	Evan Price	1	1	1	1	2			1						2	1	1			1					
	Ethel Russell		1	1	1			1							2	1	1			1					
	Wm Cook				3			1							2	2	2	1			1				
	George Lunsford	1					1										1			1					
	David McClain	2	2	1				1								1	1			1					
	Baily Dover						1													1					
	Wm S. Galiway	3			1															1	1				
	Jas Allen	1	1		1			1							1	3	1			1					
	Ruffin Gunn	1		1				1								1	1		1		1				
	Wm Jackson	2				1	1									3			1						
	John Parkes					1												1							
	Thos Johnston					1																			
	Alexander Holbrooks		2				1									2	1	2		1		1			
	Wm Worley		2			2									1			1							
	Jacob Coffee					1									1			1							
	John McClain			1	1	2				1											1				
	Jas Stonecypher	1	2	1			1								1				1	1					
	George Foster				1	1									2			1							
	Wm Davis				1		1										1			1					
	David Oakes	2	2	1		1										1				1					
	Edley Bruce	1					1								1				1	12					
		15	17	8	13	15	7	6	3	1	1				14	18	12	8	6	12	5	2	1		

[illegible] by the Marshal of the [illegible] District (or Territory) of Georgia 443

SLAVES.												FREE COLORED PERSONS.												TOTAL.	WHITE PERSONS included in the foregoing.					SLAVES AND COLORED PERSONS, included in foregoing.			
MALES.					FEMALES.							MALES.						FEMALES.															
Of ten and under twenty-four.	Of twenty-four and under thirty-six.	Of thirty-six and under fifty-five.	Of fifty-five and under one hundred.	Of one hundred and upwards.	Under ten years of age.	Of ten and under twenty-four.	Of twenty-four and under thirty-six.	Of thirty-six and under fifty-five.	Of fifty-five and under one hundred.	Of one hundred and upwards.	Under ten years of age.	Of ten and under twenty-four.	Of twenty-four and under thirty-six.	Of thirty-six and under fifty-five.	Of fifty-five and under one hundred.	Of one hundred and upwards.	Under ten years of age.	Of ten and under twenty-four.	Of twenty-four and under thirty-six.	Of thirty-six and under fifty-five.	Of fifty-five and under one hundred.	Of one hundred and upwards.		Who are Deaf and Dumb, under fourteen years of age.	Who are Deaf and Dumb, of the age of fourteen and under twenty-five.	Who are Deaf and Dumb, of twenty-five and upwards.	Who are Blind.	ALIENS—Foreigners not naturalized.	Who are Deaf and Dumb, under fourteen years of age.	Who are Deaf and Dumb, of the age of fourteen and under twenty-five.	Who are Deaf and Dumb, of the age of twenty-five and upwards.	Who are Blind.
under 10	10 to 24	24 to 36	36 to 55	55 to 100	100, &c.	under 10	10 to 24	24 to 36	36 to 55	55 to 100	100, &c.	under 10	10 to 24	24 to 36	36 to 55	55 to 100	100, &c.	under 10	10 to 24	24 to 36	36 to 55	55 to 100	100, &c.		under 14	14 to 25	25, &c.			under 14	14 to 25	25, &c.	
2	1				1																			69									
					1																			44									
																								43									
																								94									
		1														1								55									
																								11									
																								125									
																								95									
																								134									
																								14									
																								9									
																								25									
																								6									
																								10									
																								8									
																								8									
																								2									
																								1									
																								10									
																								7									
																								3									
																								6									
																								8									
																								6									
																								4									
																								8									
																								4									
2	1	1			2											1								172									

(No. 4.)

223

SCHEDULE of the whole number of Persons within the Division allotted to

Name of County, City, Ward, Town, Township, Parish, Precinct, Hundred, or District.	NAMES of HEADS OF FAMILIES.	FREE WHITE PERSONS, (INCLUDING HEADS OF FAMILIES.) MALES: Under five years of age	Of five and under ten.	Of ten and under fifteen.	Of fifteen and under twenty.	Of twenty and under thirty.	Of thirty and under forty.	Of forty and under fifty.	Of fifty and under sixty.	Of sixty and under seventy.	Of seventy and under eighty.	Of eighty and under ninety.	Of ninety and under one hundred.	Of one hundred and upwards.	FEMALES: Under five years of age.	Of five and under ten.	Of ten and under fifteen.	Of fifteen and under twenty.	Of twenty and under thirty.	Of thirty and under forty.	Of forty and under fifty.	Of fifty and under sixty.	Of sixty and under seventy.	Of seventy and under eighty.	Of eighty and under ninety.
		under 5	5 to 10	10 to 15	15 to 20	20 to 30	30 to 40	40 to 50	50 to 60	60 to 70	70 to 80	80 to 90	90 to 100	100, &c.	under 5	5 to 10	10 to 15	15 to 20	20 to 30	30 to 40	40 to 50	50 to 60	60 to 70	70 to 80	80 to 90
Leg B Powell			2			1									3			1							
Reb Smith		1			1		1								1	2	2			1					
Lewis Lilly		2	1		1		1								2	2	2	1		1					
Isaac H. Cannon			2	1	2			1							2		1	1	1						
Jefferson Powell							1												1						
Wm Blackley		2	1			1												1	1						
Isaac McClain				1		1									1			1							
Ephraim McClain						1													1						
Isaac Lovell		2	1			1													1						
Isaac Lowe		3		2			1								1	1			1						
John Dun		2					1												1						
Thos Boling		3	1		1	1										1			1						
Wm Gillaspie		1					1								1				1						
Saml Davis		1					1			1					3	1			1						
Richard Adams			1							1								1			1				
Thos Godfrey		1	1	2			1									2									
Jonas Dawson										1													1		
Benjamin Odell			1					1							2	3	1	1	1	1					
Wm Bond			2		2	2			1									1			1				
John Black		1				1									1				1						
Isaac Hinds		1				1													1						
Ambrose Fitzgerald			2					1							2						1				
Sally Miller						1																1			
Martin Jones			3	1				1											1						
Martin Culberson		1				1									1										
Jonas Denton		1	1				1								1	2	1		1						
Thos Evans					1		1										1	1	1						
		22	19	7	7	12	10	13	2	2	1				22	14	9	8	13	1	3	1	1		

[illegible] by the Marshal of the [illegible] District (or Territory) of Georgia 445

SLAVES.											FREE COLORED PERSONS.												TOTAL.	WHITE PERSONS included in the foregoing.					SLAVES AND COLORED PERSONS, included in foregoing.			
MALES.					FEMALES.						MALES.						FEMALES.															
Of twenty-four and under thirty-six.	Of twenty-four and under thirty-six.	Of thirty-six and under fifty-five.	Of fifty-five and under one hundred.	Of one hundred and upwards.	Under ten years of age.	Of ten and under twenty-four.	Of twenty-four and under thirty-six.	Of thirty-six and under fifty-five.	Of fifty-five and under one hundred.	Of one hundred and upwards.	Under ten years of age.	Of ten and under twenty-four.	Of twenty-four and under thirty-six.	Of thirty-six and under fifty-five.	Of fifty-five and under one hundred.	Of one hundred and upwards.	Under ten years of age.	Of ten and under twenty-four.	Of twenty-four and under thirty-six.	Of thirty-six and under fifty-five.	Of fifty-five and under one hundred.	Of one hundred and upwards.		Who are Deaf and Dumb, under fourteen years of age.	Who are Deaf and Dumb, of the age of fourteen and under twenty-five.	Who are Deaf and Dumb, of twenty-five and upwards.	Who are Idiots.	ALIENS—Foreigners not naturalized.	Who are Deaf and Dumb, under fourteen years of age.	Who are Deaf and Dumb, of the age of fourteen and under twenty-five.	Who are Deaf and Dumb, of the age of twenty-five, and upwards.	Who are Idiots.
[illegible]	36 to 55	36 to 55	55 to 100	100, &c.	under 10	10 to 24	24 to 36	36 to 55	55 to 100	100, &c.	under 10	10 to 24	24 to 36	36 to 55	55 to 100	100, &c.	under 10	10 to 24	24 to 36	36 to 55	55 to 100	100, &c.		under 14	14 to 25	25, &c.			under 14	14 to 25	25, &c.	
																							7									
																							9									
																							13									
																							15									
																							2									
																							6									
																							4									
																							2									
																							5									
																							10									
																							4									
																							7									
																							4									
																							13									
																							4									
																							9									
																							2									
																							13									
																							9									
																							4									
																							3									
																							6									
																							2									
																							6									
																							4									
																							8									
																							5									
																							~~[illegible]~~									
																							176 / ~~[illegible]~~ 176									

(No. 2.)

224

SCHEDULE of the white inhabitants or Persons within the Division allotted to

Name of County, City, Ward, Town, Township, Parish, Precinct, Hundred, or District.	NAMES of HEADS OF FAMILIES.	FREE WHITE PERSONS, (INCLUDING HEADS OF FAMILIES.)																														
		MALES.															FEMALES.																
		Under five years of age	Of five and under ten.	Of ten and under fifteen.	Of fifteen and under twenty.	Of twenty and under thirty.	Of thirty and under forty.	Of forty and under fifty.	Of fifty and under sixty.	Of sixty and under seventy.	Of seventy and under eighty.	Of eighty and under ninety.	Of ninety and under one hundred.	Of one hundred and upwards.	Under five years of age.	Of five and under ten.	Of ten and under fifteen.	Of fifteen and under twenty.	Of twenty and under thirty.	Of thirty and under forty.	Of forty and under fifty.	Of fifty and under sixty.	Of sixty and under seventy.	Of seventy and under eighty.	Of eighty and under ninety.	Of ninety and under one hundred.	Of one hundred and upwards.						
		under 5	5 to 10	10 to 15	15 to 20	20 to 30	30 to 40	40 to 50	50 to 60	60 to 70	70 to 80	80 to 90	90 to 100	100, &c.	under 5	5 to 10	10 to 15	15 to 20	20 to 30	30 to 40	40 to 50	50 to 60	60 to 70	70 to 80	80 to 90	90 to 100	100, &c.						
John Walker	1					1												1														
Elijah Denton	2	1														1			1													
Chas Reddleton	3			1		1													2			1										
Wm Taylor	4	3	1	1				1							3	1	1			1												
John Smith	5			1		2				1								1					1									
Hiram Cannon	6																		1													
Calvin Williams	7					1									2				1													
Richard Blackston	8	1				1									1				1													
Francis G. Higginbotto	9		1				1									1			1													
Hubbard Wallis	10	1					1								3				1													
Elliot Clardy	11	2	2				1								1	2				1												
Benjamin Charles	12	1		2			1								1	2				1												
Amos Ellard	13	2					1								1			1														
Sol Ellard Jr	14	1				1									1			1														
Morgan Woodall	15					1												1														
Elijah Crane	16	2	1					1								2	1			1												
Joseph Jones	17			1	1		1										2	1														
Green Davis	18	1				1									1				1													
Drury Woodall	19	1	1			1													1													
Solon Wootten	20	2														1			1													
Dudley Wootten	21																	1														
Wm Woodall	22		2				1								1		1		1													
Zebedee Waters	23														1	1			1													
Sol Ennol	24	2	1	1				1							1		1		1													
Chesley McClenger	25	2	1	1	1				1							2	1		2		1											
Wm Jones	26			1	3	1			1						1	2	1	1	1		1											
Sol Sanata	27	1				1									1				1													
		23	11	10	5	15	8	3	3	1					21	15	8	7	18	8	2	1	2									

PUTT & BÜHRS, PRINTERS.

Enumerated by the Marshal of the [illegible] District (or Territory) of [illegible] Georgia 447

SLAVES.												FREE COLORED PERSONS.												TOTAL.	WHITE PERSONS included in the foregoing.				SLAVES AND COLORED PERSONS included in foregoing.			
MALES.						FEMALES.						MALES.						FEMALES.													
Of twenty-four and under thirty-six.	Of thirty-six and under fifty-five.	Of fifty-five and under one hundred.	Of one hundred and upwards.	Under ten years of age.	Of ten and under twenty-four.	Of twenty-four and under thirty-six.	Of thirty-six and under fifty-five.	Of fifty-five and under one hundred.	Of one hundred and upwards.	Under ten years of age.	Of ten and under twenty-four.	Of twenty-four and under thirty-six.	Of thirty-six and under fifty-five.	Of fifty-five and under one hundred.	Of one hundred and upwards.	Under ten years of age.	Of ten and under twenty-four.	Of twenty-four and under thirty-six.	Of thirty-six and under fifty-five.	Of fifty-five and under one hundred.	Of one hundred and upwards.		ALIENS—Foreigners not naturalized.	Who are Deaf and Dumb, or twenty-five and upwards.	Who are Deaf and Dumb, of the age of fourteen and under twenty-five.	Who are Deaf and Dumb, under fourteen years of age.	Who are Deaf and Dumb, under fourteen years of age.	Who are Deaf and Dumb, of the age of fourteen and under twenty-five.	Who are Deaf and Dumb, of the age of twenty-five, and upwards.	Who are blind.
24 to 36	36 to 55	55 to 100	100, &c.	under 10	10 to 24	24 to 36	36 to 55	55 to 100	100, &c.	under 10	10 to 24	24 to 36	36 to 55	55 to 100	100, &c.	under 10	10 to 24	24 to 36	36 to 55	55 to 100	100, &c.									
																						2								
																						4								
																						5								
																						26								
																						52								
																						2								
																						4								
																						5								
																						5								
																						6								
																						9								
																						8								
																						5								
																						4								
																						2								
																						8								
																						6								
																						4								
																						4								
																						5								
																						2								
																						6								
																						5								
																						8								
																						10								
																						13								
																						4								
																						157								

225

SCHEDULE of the whole number of Persons within the Division allotted to

Name of County, City, Ward, Town, Township, Parish, Precinct, Hundred, or District.	NAMES OF HEADS OF FAMILIES.	FREE WHITE PERSONS, (INCLUDING HEADS OF FAMILIES.) MALES. Under five years of age.	Of five and under ten.	Of ten and under fifteen.	Of fifteen and under twenty.	Of twenty and under thirty.	Of thirty and under forty.	Of forty and under fifty.	Of fifty and under sixty.	Of sixty and under seventy.	Of seventy and under eighty.	Of eighty and under ninety.	Of ninety and under one hundred.	Of one hundred and upwards.	FEMALES. Under five years of age.	Of five and under ten.	Of ten and under fifteen.	Of fifteen and under twenty.	Of twenty and under thirty.	Of thirty and under forty.	Of forty and under fifty.	Of fifty and under sixty.	Of sixty and under seventy.	Of seventy and under eighty.	Of eighty and under ninety.
		under 5	5 to 10	10 to 15	15 to 20	20 to 30	30 to 40	40 to 50	50 to 60	60 to 70	70 to 80	80 to 90	90 to 100	100, &c.	under 5	5 to 10	10 to 15	15 to 20	20 to 30	30 to 40	40 to 50	50 to 60	60 to 70	70 to 80	80 to 90
	Wm Jones					1									1			1							
	Eli Moore		1	1				1										2			1				
	Jesse Wall					1									1				1						
	Joseph Lyms					1													1						
	Elizabeth Wannack			1	1												1					1			
	Isaac George				1				1								1	1	1			1			
	Cary Page	3				1									1				1						
	Jordan Moore	2	2			1	1								2					1					
	Elijah Coffee	1				1									1	1				2					
	Joseph Woodall		2	1				1									1				1				
	Moses Fowler	2	1			1									1		1			1					
	Obedience Goodaway			2		1									1					1					
	Watson Collins	2	1	1	1	2		1							2		2				1				
	Eleanor Credleton														1				1			1			
	Joel Coffee	1		1			1										1			1					
	Wm M. Grantham	1	2				1									1				1					
	Reuben Bramblet				3	2			1													1			
	Jesse Bramblet	2				1													1						
	Wm Owen	1	1	2	2			1							2	1		1		1					
	John Morris			1		2				1								1				1			
	Tilman Powell				1			1							1					1					
	Cleveland Coffee		1	3	1				1						1			1	1		1				
	Nathan Coffee					1									1					1					
	Wm Lunceford					1				1													1		
	Hannah Chasteen				1													1				1			
	Elijah Chasteen	2				1													1						
	Hiram Gin	3	1			1									2	1			1						
		[illegible]	[illegible]	13	11	19	3	5	3	2					18	[illegible]	7	8	[illegible]	[illegible]	4	6	1		

...ia Schedule 1. by the Marshal of the ... District (or Territory) of ... 225

SLAVES.												FREE COLORED PERSONS.												TOTAL.	WHITE PERSONS included in the foregoing.				SLAVES AND COLORED PERSONS, included in foregoing.			
MALES.						FEMALES.						MALES.						FEMALES.														
Of ten and under twenty-four.	Of twenty-four and under thirty-six.	Of thirty-six and under fifty-five.	Of fifty-five and under one hundred.	Of one hundred and upwards.	100, &c.	Under ten years of age.	Of ten and under twenty-four.	Of twenty-four and under thirty-six.	Of thirty-six and under fifty-five.	Of fifty-five and under one hundred.	Of one hundred and upwards.	Under ten years of age.	Of ten and under twenty-four.	Of twenty-four and under thirty-six.	Of thirty-six and under fifty-five.	Of fifty-five and under one hundred.	Of one hundred and upwards.	Under ten years of age.	Of ten and under twenty-four.	Of twenty-four and under thirty-six.	Of thirty-six and under fifty-five.	Of fifty-five and under one hundred.	Of one hundred and upwards.		Who are Deaf and Dumb, under fourteen years of age.	Who are Deaf and Dumb, of the age of fourteen and under twenty-five.	Who are Deaf and Dumb, and twenty-five and upwards.	Who are blind.	ALIENS—Foreigners not naturalized.	Who are Deaf and Dumb, under fourteen years of age.	Who are Deaf and Dumb, of the age of fourteen and under twenty-five.	Who are Deaf and Dumb, of the age of twenty-five and upwards.	Who are blind.
10 to 24	24 to 36	36 to 55	55 to 100	100, &c.		under 10	10 to 24	24 to 36	36 to 55	55 to 100	100, &c.	under 10	10 to 24	24 to 36	36 to 55	55 to 100	100, &c.	under 10	10 to 24	24 to 36	36 to 55	55 to 100	100, &c.		under 14	14 to 25	25, &c.			under 14	14 to 25	25, &c.	
																								+ 3 +								
																								+ 6 +								
																								+ 3 +								
																								+ 2 +								
																								+ 4 +								
																								+ 6 +								
																								+ 1 +								
																								+ 7 +								
																								+ 6 +								
																								+ 7 +								
																								+ 5 +								
																								+ 13 +								
																								3								
																								+ 3 +								
																								+ 6 +								
																								+ 7 +								
																								+ 4 +								
																								+ 12 +								
		1	2	1																				+ 11 +								
			1																					+ 7 +								
																								+ 10 +								
																								+ 2 +								
																								+ 3 +								
																								+ 3 +								
																								+ 4 +								
																								26 4								
		1	2	2																				~~+ 16~~								
																								160								

160

226

SCHEDULE of the whole number of Persons within the Division allotted to

Names of Counties, Cities, Wards, Towns, Townships, Parishes, Districts, or Districts.	NAMES of HEADS OF FAMILIES.	FREE WHITE PERSONS, (INCLUDING HEADS OF FAMILIES.)																									
		MALES.														FEMALES.											
		Under five years of age.	Of five and under ten.	Of ten and under fifteen.	Of fifteen and under twenty.	Of twenty and under thirty.	Of thirty and under forty.	Of forty and under fifty.	Of fifty and under sixty.	Of sixty and under seventy.	Of seventy and under eighty.	Of eighty and under ninety.	Of ninety and under one hundred.	Of one hundred and upwards.		Under five years of age.	Of five and under ten.	Of ten and under fifteen.	Of fifteen and under twenty.	Of twenty and under thirty.	Of thirty and under forty.	Of forty and under fifty.	Of fifty and under sixty.	Of sixty and under seventy.	Of seventy and under eighty.	Of eighty and under ninety.	Of ninety and under one hundred.
		under 5	5 to 10	10 to 15	15 to 20	20 to 30	30 to 40	40 to 50	50 to 60	60 to 70	70 to 80	80 to 90	90 to 100	100, &c.		under 5	5 to 10	10 to 15	15 to 20	20 to 30	30 to 40	40 to 50	50 to 60	60 to 70	70 to 80	80 to 90	90 to 100
	George Patterson	2					1												1	1							
	Elizabeth Gano		1			1																		1			
	Henry S. Gano							1								2	1	2			1						
	Pleasant Powell	2	1			1										1				1							
	Richard Redman	1				1													1								
	David Deaver Daniel		2	1	1				1									2				1					
	Thos Foreman no home							1																			
	Abraham Keener	1	1		1		1									1	1	1			1						
	Michael Oliver	1	1	1						1						3	1	1						1			
	Isaiah W. Carter	1					1									3					1						
	Leah Pinson	1									1															1	
	Daniel Birch	2	2	1	1			1								1		1				1					
	Caution Pinson	1				1										2	1			1							
	John Birch Jr	1				1														1							
	John Birch Senr	1		2	1	2		1									2		1			1					
	Hannah Banister		1			1			1										1	2				1			
	Sam Pinson	1				1															1						
	Elizabeth Elmes	1																	1			1					
	Wm Anderson	2				1										1				1							
	David Quaker	1	1				1									1	2			1							
	Elisha Coffin	2				1										1				1	1	1					
	Edward Williams																	1		1							
	Sal B. Price	1	2	1	1	2										1				1		1					
	John B. Price	1				1										1				1							
	Wm Williams	1				1														1							
	Sal George					1										2	2			1							
	Henry Singleton					1										1				1							
		19	14	6	5	17	4	4	2	1	1	1				21	10	7	7	12	5	6		3	2		

Schedule of the whole number of persons within the District (or Territory) of Georgia 1850

SLAVES. MALES. Under 10 years of age	10 to 24	24 to 36	36 to 55	55 to 100	100, &c.	FEMALES. Under 10 years of age	10 to 24	24 to 36	36 to 55	55 to 100	100, &c.	FREE COLORED PERSONS. MALES. Under 10 years of age	10 to 24	24 to 36	36 to 55	55 to 100	100, &c.	FEMALES. Under 10 years of age	10 to 24	24 to 36	36 to 55	55 to 100	100, &c.	TOTAL.	WHITE PERSONS included in the foregoing. Who are Deaf and Dumb, under fourteen years of age	14 to 25	Who are Deaf and Dumb, of the age of fourteen and under twenty-five	Who are Blind, under twenty-five	Whites, 25, &c.	ALIENS—foreigners not naturalized	SLAVES AND COLORED PERSONS, included in foregoing. Who are Deaf and Dumb, under fourteen years of age	14 to 25	Who are Deaf and Dumb, of the age of fourteen and under twenty-five	Who are Blind, under twenty-five	Slaves, 25, &c.
																								34										
																								2										
																								7										
																								6										
																								12										
																								8										
																								5										
																								1										
																								8										
																								1										
																								6										
																								2										
																								12										
																								7										
																								3										
																								10										
																								7										
																								1										
																								2										
																								5										
																								6										
																								7										
																								3										
																								9										
																								5										
																								3										
																								6										
																								3										
																								146										

SCHEDULE of the whole number of Persons within the Division allotted to

Name of County, City, Ward, Town, Township, Parish, Precinct, Hundred, or District.	NAMES OF HEADS OF FAMILIES.	FREE WHITE PERSONS, (INCLUDING HEADS OF FAMILIES.) MALES. Under five years of age.	Of five and under ten.	Of ten and under fifteen.	Of fifteen and under twenty.	Of twenty and under thirty.	Of thirty and under forty.	Of forty and under fifty.	Of fifty and under sixty.	Of sixty and under seventy.	Of seventy and under eighty.	Of eighty and under ninety.	Of ninety and under one hundred.	Of one hundred and upwards.	FEMALES. Under five years of age.	Of five and under ten.	Of ten and under fifteen.	Of fifteen and under twenty.	Of twenty and under thirty.	Of thirty and under forty.	Of forty and under fifty.	Of fifty and under sixty.	Of sixty and under seventy.	Of seventy and under eighty.	Of eighty and under ninety.	Of ninety and under one hundred.
		under 5	5 to 10	10 to 15	15 to 20	20 to 30	30 to 40	40 to 50	50 to 60	60 to 70	70 to 80	80 to 90	90 to 100	100, &c.	under 5	5 to 10	10 to 15	15 to 20	20 to 30	30 to 40	40 to 50	50 to 60	60 to 70	70 to 80	80 to 90	90 to 100
	Wm Singleton	1	2				1								2				1							
	Jas Roach	1		1	2				1						2	1	1				1					
	Wm Williams Sr																1				1					
	Joseph Williams	1				1									2	2			1							
	Thos Ramy	2	1	1				1												1						
	Arthur George					1									1				1							
	Roley Patterson			2				1							3	2					1					
	Amos Williams					1									2				1							
	Robt Brown	1					1									1			1							
	Thos Reiper	2				1									1				1							
	David Page	3	2				1								1	1			1							
	Ethald Williams	2	1	3	1		1								3		1									
	Thos Stone	1	1	2					1							1		1	1		1					
	Ezekiel Ham	2	1					1							1			1		1						
	Wm Richards	1	1	2			1								1	2			1							
	Noble Anderson					1									1			1								
	Jonathan Williams	1	1	1			1								1	2				1						
	Thos Ramy Sr				1						1													1		
	Jas B. Newell						1								1	1	1		1							
	Jas Ramy	1	1	1			1								1					1						
	Wm Ramy	1					1								1				1		1					
	Ansel Godfrey	2		1	1					1							1	3		1	1					
	Aaron Stone	1				1									1				1							
	Cheney Woolten	1																	1				1			
	Wm Carver	2					1								1	1				1						
	Benly Barron	2					1								3	2				1						
	Koonood Wern	1		1	1	2									1				1			1				
		29	11	13	6	9	11	4	2	1	1				30	16	5	6	14	8	6	1	1	1		

SLAVES.												FREE COLORED PERSONS.												TOTAL.	WHITE persons included in the foregoing.					SLAVES AND COLORED PERSONS, included in foregoing.			
MALES.						FEMALES.						MALES.						FEMALES.														
Under 24 years of age.	Of 24 and under twenty-four.	Of twenty-four and under thirty-six.	Of thirty-six and under fifty-five.	Of fifty-five and under one hundred.	Of one hundred and upwards.	Under ten years of age.	Of ten and under twenty-four.	Of twenty-four and under thirty-six.	Of thirty-six and under fifty-five.	Of fifty-five and under one hundred.	Of one hundred and upwards.	Under ten years of age.	Of ten and under twenty-four.	Of twenty-four and under thirty-six.	Of thirty-six and under fifty-five.	Of fifty-five and under one hundred.	Of one hundred and upwards.	Under ten years of age.	Of ten and under twenty-four.	Of twenty-four and under thirty-six.	Of thirty-six and under fifty-five.	Of fifty-five and under one hundred.	Of one hundred and upwards.		Who are Deaf and Dumb, under fourteen years of age.	Who are Deaf and Dumb, of the age of fourteen and under twenty-five.	Who are Deaf and Dumb, twenty-five and upwards.	Who are Deaf and Dumb, of the age of twenty-five and upwards.	ALIENS—Foreigners not naturalized.	Who are Deaf and Dumb, under fourteen years of age.	Who are Deaf and Dumb, of the age of fourteen and under twenty-five.	Who are Deaf and Dumb, twenty-five and upwards.	Who are blind.
under 10	10 to 24	24 to 36	36 to 55	55 to 100	100, &c.	under 10	10 to 24	24 to 36	36 to 55	55 to 100	100, &c.	under 10	10 to 24	24 to 36	36 to 55	55 to 100	100, &c.	under 10	10 to 24	24 to 36	36 to 55	55 to 100	100, &c.		under 14	14 to 25	25, &c.			under 14	14 to 25	25, &c.	
																								47								
																								10								
																								3								
																								7								
																								6								
																								3								
																								9								
																								4								
																								4								
																								5								
																								6								
																								9								
																								13								
																								9								
																								7								
																								9								
																								3								
																								8								
																								3								
																								5								
																								6								
																								5								
																								11								
																								4								
																								4								
																								6								
																								9								
																								8								
																								177								

(No. 2.)

228

SCHEDULE of the whole number of Persons within the Division allotted to

Name of County, City, Ward, Town, Township, Parish, Precinct, Hundred or District.	NAMES of HEADS OF FAMILIES.	FREE WHITE PERSONS, (INCLUDING HEADS OF FAMILIES.)																																	
		MALES.																FEMALES.																			
		Under five years of age.	Of five and under ten.	Of ten and under fifteen.	Of fifteen and under twenty.	Of twenty and under thirty.	Of thirty and under forty.	Of forty and under fifty.	Of fifty and under sixty.	Of sixty and under seventy.	Of seventy and under eighty.	Of eighty and under ninety.	Of ninety and under one hundred.	Of one hundred and upwards.	Under five years of age.	Of five and under ten.	Of ten and under fifteen.	Of fifteen and under twenty.	Of twenty and under thirty.	Of thirty and under forty.	Of forty and under fifty.	Of fifty and under sixty.	Of sixty and under seventy.	Of seventy and under eighty.	Of eighty and under ninety.	Of ninety and under one hundred.									
		under 5	5 to 10	10 to 15	15 to 20	20 to 30	30 to 40	40 to 50	50 to 60	60 to 70	70 to 80	80 to 90	90 to 100	100, &c.	under 5	5 to 10	10 to 15	15 to 20	20 to 30	30 to 40	40 to 50	50 to 60	60 to 70	70 to 80	80 to 90	90 to 100									
	Wm A. Dawson	1	2												2	1			1																
	Orator Tally	1				1									1	1			1																
	Thos Carew	1	2				1								1		2			1															
	John Kelly	1	1	3				1							1	1	2				1														
	John Fowler					1												1																	
	John Goble					1									1				1																
	Hampton Smith						1								2				1																
	Isaac Hing		2				1								2		2			1															
	Wm Wall	2					1								1	1			1																
	Wm Hamby	1			1	3			1									1	2			1													
	Wm Chalsworth															1	1		3																
	Lab Gains						1										1			1															
	Drury Wall	1			1	2			1							1	1	2			1														
	Evan Tally	1		2			1											1	1		1														
	Isaac Ham	1	1	2			1								1	2				1															
	Thos Foster	1		1			1									1				1															
	Thos Chaves	1													1				1																
	Samuel Beck	1	1	1			1								1		1	1		1															
	Lab Strother														1			1	1			1													
	George W. Collins	1				1									2	1	1		1																
	Lab Rogers	1	1	1		1									1				1																
	Silas Foster	2	2	1				1								1	1			1															
	Lab Isley	1	2	1	1	1			1						1		2	1			1														
	Lab Scruggs	1		1	2					1						3		1			1														
	Enoch Goble	1	2	1	1				1								1				1														
	Isaac Dawson	2				1													1																
	Reuben Hide	1	1			1									1				1																
		17	15	11	7	15	10	2	3	3	1				20	14	15	7	17	7	4		2												
																			17	7															

SLAVES.												FREE COLORED PERSONS.												TOTAL.	WHITE PERSONS included in the foregoing.					SLAVES AND COLORED PERSONS, included in foregoing.				
MALES.						FEMALES.						MALES.						FEMALES.														
Under one year of age.	One year and under ten.	Of ten and under twenty-four.	Of twenty-four and under thirty-six.	Of thirty-six and under fifty-five.	Of fifty-five and upwards.	Under ten years of age.	Of ten and under twenty-four.	Of twenty-four and under thirty-six.	Of thirty-six and under fifty-five.	Of fifty-five and upwards.		Under ten years of age.	Of ten and under twenty-four.	Of twenty-four and under thirty-six.	Of thirty-six and under fifty-five.	Of fifty-five and upwards.		Under ten years of age.	Of ten and under twenty-four.	Of twenty-four and under thirty-six.	Of thirty-six and under fifty-five.	Of fifty-five and upwards.			Who are Deaf and Dumb, under fourteen years of age.	Who are Deaf and Dumb, aged fourteen years and upwards.	Who are Deaf and Dumb, of the age of fourteen and under twenty-five.	Who are Deaf and Dumb, of the age of twenty-five and upwards.	Who are blind.	Who are Deaf and Dumb, under fourteen years of age.	Who are Deaf and Dumb, aged fourteen years and upwards.	Who are Deaf and Dumb, of the age of fourteen and under twenty-five.	Who are Deaf and Dumb, of the age of twenty-five and upwards.	Who are blind.
under 10	10 to 24	24 to 36	36 to 55	55 to 100	100, &c.	under 10	10 to 24	24 to 36	36 to 55	55 to 100	100, &c.	under 10	10 to 24	24 to 36	36 to 55	55 to 100	100, &c.	under 10	10 to 24	24 to 36	36 to 55	55 to 100	100, &c.		under 14	14 to 25	25, &c.			under 14	14 to 25	25, &c.		
																								374									
																								553									
																								484									
																								615									
																								12									
																								31									
																								49									
																								95									
																								54									
																								59									
																								100									
																								432									
																								310									
																								363									
																								97									
																								23									
																								38									
																								610									
																								15									
																								16									
																								46									
																								88									
																								712									
																								106									
																								52									
																								42									
																								352									
																								178									

229

SCHEDULE of (all the whole number of) Persons within the District enlisted [illegible]

Name of County, City, Ward, Town, Township, Parish, Precinct, Hundred, or District	NAMES of HEADS OF FAMILIES.	FREE WHITE PERSONS, (INCLUDING HEADS OF FAMILIES.) MALES. Under five years of age	Of five and under ten	Of ten and under fifteen	Of fifteen and under twenty	Of twenty and under thirty	Of thirty and under forty	Of forty and under fifty	Of fifty and under sixty	Of sixty and under seventy	Of seventy and under eighty	Of eighty and under ninety	Of ninety and under one hundred	Of one hundred and upwards	FEMALES. Under five years of age	Of five and under ten	Of ten and under fifteen	Of fifteen and under twenty	Of twenty and under thirty	Of thirty and under forty	Of forty and under fifty	Of fifty and under sixty	Of sixty and under seventy	Of seventy and under eighty	Of eighty and under ninety	Of ninety and under one hundred	Of one hundred and upwards
		under 5	5 to 10	10 to 15	15 to 20	20 to 30	30 to 40	40 to 50	50 to 60	60 to 70	70 to 80	80 to 90	90 to 100	100, &c.	under 5	5 to 10	10 to 15	15 to 20	20 to 30	30 to 40	40 to 50	50 to 60	60 to 70	70 to 80	80 to 90	90 to 100	100, &c.
David Fowler			1							1					1		1	3	1			1					
Robt Hamilton		1	1		1	1													1								
Lot Moss			1			1									3	1			1								
Sarah Darnol		1		1													1	1		1							
Robt Willson				1			1														1						
Benjamin Shelton		1	2			1										1			1								
John Dun				1	1			1							2	1	1	1			1						
Elizabeth Gilleland		1																1			1						
John Demick			2	1		1	1								2					1							
Thos Lindsay		1				1									2				1								
David Cuyler		1	1			1	1		1																		
Wm Norton		1	1		1	1									1			1			1						
George Loots		1	1			1	1										1										
Robt Campbell		1	1			1									1			1	1								
Wm Ellis		1	1		1		1									1	1	1			1						
Richard Neil		1	1			1													1								
Saml L. Wood		1	1			1										2			1								
Lot Martin		1	1		1			1								1					1						
Obediah T. Dees son		1	1	2			1								2	3	2		1								
Danl Cline		1	1					1																			
John Johnston		1	1								1				1		1				1				1		
John Robert		1	1				1								2		2			1							
Allen R. Jones		1	1				1								1				1								
Lee Cross		1	1	1	1	1		1									1				1						
Patrick Watts		1	1				1								3	1			1								
Michael Frick		1	1			1									1				1								
Wm Gradany		1	1	1	1			1							2	1	1				1						
		17	13	8	7	13	6	4	0	1	1				24	12	12	07	11	4	9	1		1			

Schedule 1, showing the Number of Free Inhabitants in the District (or County) of Glynn

SLAVES. MALES.						SLAVES. FEMALES.						FREE COLORED PERSONS. MALES.						FREE COLORED PERSONS. FEMALES.						TOTAL.	WHITE PERSONS included in the foregoing.				SLAVES AND COLORED PERSONS, included in foregoing.			
		Of sixty-five and upwards				Under 10 years of age	Of ten and under twenty-four	Of twenty-four and under thirty-six	Of thirty-six and under fifty-five	Of fifty-five and under one hundred	Of one hundred and upwards	Under 10 years of age	Of ten and under twenty-four	Of twenty-four and under thirty-six	Of thirty-six and under fifty-five	Of fifty-five and under one hundred	Of one hundred and upwards	Under 10 years of age	Of ten and under twenty-four	Of twenty-four and under thirty-six	Of thirty-six and under fifty-five	Of fifty-five and under one hundred	Of one hundred and upwards		Under 14 years of age	From 14 to 25	26, &c.		Under 14 years of age	From 14 to 25	26, &c.	
	24 to 36		36 to 55	55 to 100	100, &c.																									
																								+8+							
																								+7+							
																								+7+							
																								+5+							
																								+3+							
																								+5+							
																								+9+							
																								+3+							
																								+8+							
																								+5+							
																								+6+							
1							1				1													+6+							
																								+4+							
																								+7+							
																								+6+							
																								+6+							
																								+4+							
																								+3+							
2	1					4	2		1															+14+							
																								+12+							
																								+1							
																								+7+							
																								+8+							
																								+3+							
																								+8+							
																								+9+							
																								+4+							
																								+8+							
																								+7+ 99							
1	1					4	2	1	1															172							

(No. 4.)

230

SCHEDULE of the whole number of Persons within the Division allotted to

Name of County, City, Ward, Town, Township, Parish, Precinct, Hundred, or District.	NAMES or HEADS OF FAMILIES.	FREE WHITE PERSONS, (INCLUDING HEADS OF FAMILIES.) MALES. Under five years of age.	Of five and under ten.	Of ten and under fifteen.	Of fifteen and under twenty.	Of twenty and under thirty.	Of thirty and under forty.	Of forty and under fifty.	Of fifty and under sixty.	Of sixty and under seventy.	Of seventy and under eighty.	Of eighty and under ninety.	Of ninety and under one hundred.	Of one hundred and upwards.	FEMALES. Under five years of age.	Of five and under ten.	Of ten and under fifteen.	Of fifteen and under twenty.	Of twenty and under thirty.	Of thirty and under forty.	Of forty and under fifty.	Of fifty and under sixty.	Of sixty and under seventy.	Of seventy and under eighty.	Of eighty and under ninety.	Of ninety and under one hundred.
		under 5	5 to 10	10 to 15	15 to 20	20 to 30	30 to 40	40 to 50	50 to 60	60 to 70	70 to 80	80 to 90	90 to 100	100, &c.	under 5	5 to 10	10 to 15	15 to 20	20 to 30	30 to 40	40 to 50	50 to 60	60 to 70	70 to 80	80 to 90	90 to 100
	Calvin Barnett	1				1									1				1							
	John Strand						1													1						
	Eleanor Ramy		1												1	1			1							
	Ira Cline	1	1			1									1				1							
	Joseph Loots	1				1													1							
	Thos. Woods	1					1								2				1							
	Elijah Brady	1	1	1			1									1	1		1							
	Elijah Ellis					1									1			1								
	Jeffrey York	1				1													1							
	Edward Chasteen	1				1									1			1								
	Wm Pelt	2	1				1								2	2	1		1	1						
	Joseph Anderson	1				1									2				1							
	Andrew McClure	1	2				1								2					1						
	Wm Visage			1	1		1									1		2				1				
	Wm Smith	1	1	1			1											1	1							
	Tilman Gooch	1	1			1									1				1							
	John Penny					1					1				1				1				1			
	Wm Kelly	2	1	1			1								1		1	1		1						
	George Blair	1	1	1		1		1								1		1			1					
	David McDaniel					1													1							
	John Patterson	1	1				1								1	1			2							
	Jeremiah York	1	1			1									1				2							
	Jas. Smith		1				1									1				1						
	Daniel Wimpy				1			1							1	1	2	1		1						
	Solomon Beck	2	1	2	1			1							1	2	1			1						
		20	14	7	3	12	10	3			1				20	12	6	8	16	7	1	1	1			

Schedule 1 of the Whole Number of the New [illegible] District (or Territory) of Oregon 459

230

SLAVES.												FREE COLORED PERSONS.												TOTAL.	WHITE PERSONS included in the foregoing.				SLAVES AND COLORED PERSONS, included in foregoing.			
MALES.					FEMALES.							MALES.						FEMALES.												
Under ten years of age.	Of ten and under twenty-four.	Of twenty-four and under thirty-six.	Of thirty-six and under fifty-five.	Of fifty-five and under one hundred.	Of one hundred and upwards.	Under ten years of age.	Of ten and under twenty-four.	Of twenty-four and under thirty-six.	Of thirty-six and under fifty-five.	Of fifty-five and under one hundred.	Of one hundred and upwards.	Under ten years of age.	Of ten and under twenty-four.	Of twenty-four and under thirty-six.	Of thirty-six and under fifty-five.	Of fifty-five and under one hundred.	Of one hundred and upwards.	Under ten years of age.	Of ten and under twenty-four.	Of twenty-four and under thirty-six.	Of thirty-six and under fifty-five.	Of fifty-five and under one hundred.	Of one hundred and upwards.		Who are White.	Who are Deaf and Dumb, under fourteen years of age.	Who are Deaf and Dumb, of the age of fourteen and under twenty-five.	Who are Deaf and Dumb, of twenty-five and upwards.	Who are White.	Who are Deaf and Dumb, under fourteen years of age.	Who are Deaf and Dumb, of the age of fourteen and under twenty-five.	Who are Deaf and Dumb, of twenty-five and upwards.
																									ALIENS—Foreigners not naturalized.							
																										under 14	14 to 25	25, &c.		under 14	14 to 25	25, &c.
																								4							
																								2							
																								3							
																								5							
																								3							
																								5							
																								7							
																								3							
																								3							
																								4							
																								10							
																								3							
																								7							
																								7							
																								6							
																								5							
																								5							
																								9							
																								8							
																								24							
																								7							
																								6							
																								4							
																								8							
																								126							
																								76							
																								142							

(No. 4.)

231

SCHEDULE of the whole number of Persons within the Division allotted to

Names of County, City, Ward, Town, Township, Parish, Precinct, Hundred, or District.	NAMES of HEADS OF FAMILIES.	FREE WHITE PERSONS, (INCLUDING HEADS OF FAMILIES.) MALES. Under five years of age	Of five and under ten	Of ten and under fifteen	Of fifteen and under twenty	Of twenty and under thirty	Of thirty and under forty	Of forty and under fifty	Of fifty and under sixty	Of sixty and under seventy	Of seventy and under eighty	Of eighty and under ninety	Of ninety and under one hundred	Of one hundred and upwards.	FEMALES. Under five years of age	Of five and under ten	Of ten and under fifteen	Of fifteen and under twenty	Of twenty and under thirty	Of thirty and under forty	Of forty and under fifty	Of fifty and under sixty	Of sixty and under seventy	Of seventy and under eighty	Of eighty and under ninety	Of ninety and under one hundred
		under 5	5 to 10	10 to 15	15 to 20	20 to 30	30 to 40	40 to 50	50 to 60	60 to 70	70 to 80	80 to 90	90 to 100	100, &c.	under 5	5 to 10	10 to 15	15 to 20	20 to 30	30 to 40	40 to 50	50 to 60	60 to 70	70 to 80	80 to 90	90 to 100
	John L. Harris	2	1		1		1										2				1					
	Martin Williams	1	1				1									1				1						
	Ellis Cannon					1									2				1							
	Wm Cleveland	1	1	1			1								1					1						
	Jeremiah Fowler	1	2			1			1						2				1							
	Henry Cann			1	1				1								1	1	1	1		1				
	Lewis Tilley	1				1				1													1			
	Wm Black								1							1		1	1			1				
	Joseph Watts		1	1	2				1							1		1	1			1				
	David Evans	1	1				1									2	1		1							
	Lewis Grange	1	1				1								1	1			1							
	Matthew Dunlap	1	4				1								1					1						
	Wm Shaw		1		1	1			1								1	2	1		1					
	Allen Gilleland		1				1								1	1			1							
	Margaret Crawford				2	3															1					
	Jacob Copeland				1		1																			
	Solomon Lemley					1									1				1							
	Thos Dolton	2	2			1			1										1							
	Isaiah Calahan			1							1										1				1	
	Ephraim Elliot	2				1									1				1							
	Ezekiel Ables				1														1							
	John Bevins			1	1	1		1													1					
	Andrew B. Hearn					1									1			1								
	Wm H. Hearn					1																				
	Charles Seyzer		2	1			1								2	2	1	1		1						
	Robt Byers	1				1													1							
	Benj Dawson	2				1										1			1							
		21	18	6	10	15	8	2	6	1	1				13	10	6	7	15	5	3	5	1		1	

DUFF GREEN, PRINTER.

15

231

	TOTAL.	FREE COLORED PERSONS.										SLAVES.									
		MALES.						FEMALES.				MALES.						FEMALES.			
		Under ten years of age.	Of ten and under twenty-four.	Of twenty-four and under thirty-six.	Of thirty-six and under fifty-five.	Of fifty-five and under one hundred.	Of one hundred and upwards.	Under ten years of age.	Of ten and under twenty-four.	Of twenty-four and under thirty-six.	Of thirty-six and under fifty-five.	Of fifty-five and under one hundred.	Of one hundred and upwards.	Under ten years of age.	Of ten and under twenty-four.	Of twenty-four and under thirty-six.	Of thirty-six and under fifty-five.	Of fifty-five and under one hundred.	Of one hundred and upwards.	WHITE PERSONS included in the foregoing.	SLAVES AND COLORED PERSONS included in the foregoing.
		under 10	10 to 24	24 to 36	36 to 55	55 to 100	100, &c.	under 10	10 to 24	24 to 36	36 to 55	55 to 100	100, &c.	under 10	10 to 24	24 to 36	36 to 55	55 to 100	100, &c.		
	+8																			Who are blind.	
	53																			Who are Deaf and Dumb, of the age of twenty-five and upwards.	
	+4																			Who are Deaf and Dumb, of the age of fourteen and under twenty-five.	
	+8																			Who are Deaf and Dumb, under fourteen years of age.	
	+5																			ALIENS—Foreigners not naturalized.	
	+3																			Who are Blind.	
	+3																			Who are Deaf and Dumb, of twenty-five and upwards.	
	+9																			Who are Deaf and Dumb, of the age of fourteen and under twenty-five.	
	+7																			Who are Deaf and Dumb, under fourteen years of age.	
	+8																				
	+9																				
	+3																				
	+7																				
	+2																				
	+3																				
	+7																				
	+2																				
	+3																				
	+1																				
	+17																				
	+3																				
	+3																				
	46																				

1553

(No. 2)

232

SCHEDULE of the whole number of Persons within the Division allotted to

Name of County, City, Ward, Town, Township, Parish, Precinct, Hundred, or District.	NAMES of HEADS OF FAMILIES.	FREE WHITE PERSONS, (INCLUDING HEADS OF FAMILIES.) MALES. Under five years of age	Of five and under ten	Of ten and under fifteen	Of fifteen and under twenty	Of twenty and under thirty	Of thirty and under forty	Of forty and under fifty	Of fifty and under sixty	Of sixty and under seventy	Of seventy and under eighty	Of eighty and under ninety	Of ninety and under one hundred	Of one hundred and upwards	FEMALES. Under five years of age	Of five and under ten	Of ten and under fifteen	Of fifteen and under twenty	Of twenty and under thirty	Of thirty and under forty	Of forty and under fifty	Of fifty and under sixty	Of sixty and under seventy	Of seventy and under eighty	Of eighty and under ninety	Of ninety and under one hundred
		under 5	5 to 10	10 to 15	15 to 20	20 to 30	30 to 40	40 to 50	50 to 60	60 to 70	70 to 80	80 to 90	90 to 100	100, &c.	under 5	5 to 10	10 to 15	15 to 20	20 to 30	30 to 40	40 to 50	50 to 60	60 to 70	70 to 80	80 to 90	90 to 100
	Lab Beck	1				1									1				1							
	Dan Loveday					1																				
	Enoch Dawson		2		1		1								2	1	2			1						
	Wm Norris	1				1										1	1			1						1
	John White		1	1	2												1				1					
	Goores Lamon				1																					
	George Russell	3					1								1	2		1	1		1					
	Richard Hunter	2				1										2	1		1							
	Wm Moore					1									1				1							
	Lab Cody					1									1			1								
	Lab Barrett					1				1					1			1	1		1					
	Hiram Dellingham		2		1		1										1	1		1						
	Selleigh Chesnutt	2	2			1										1			1							
	John Carson		1		1			1											1		1					
	Wm Allen	1	1	1	1			1								1		2		1						
	John L Kelly					1									1				1							
	Elias Delay	1				1													1							
	Lab B Hanson		1		1	2									4	1			1							
	Isaiah Carter					1												1								
	Robt Woods	1	1		1		1			1					2		2		1				1			
	John Dillard										1															
	Ambrose Sutton			1	2		1									1	2			1						
	Lab Dillard	1				1	1								1	2	1			1						
	Jeremiah Webb		1					1												1						
	Abel Dawson							1																		
	Robt Allen	1				1												1								
	Joseph Eden	2		1		1									2		1		1		1					
		18	12	4	11	16	4	5	1	1	2				17	12	12	8	12	3	5	4	1	1	1	

To be delivered by the Marshal of the District (or Territory) of Georgia 43

SLAVES.												FREE COLORED PERSONS.												TOTAL	WHITE PERSONS included in the foregoing.					SLAVES AND COLORED PERSONS, included in foregoing.				
MALES.						FEMALES.						MALES.						FEMALES.														
Of one hundred and upwards.	Of fifty-five and under one hundred.	Of thirty-six and under fifty-five.	Of twenty-four and under thirty-six.	Of ten and under twenty-four.	Under ten years of age.	Of one hundred and upwards.	Of fifty-five and under one hundred.	Of thirty-six and under fifty-five.	Of twenty-four and under thirty-six.	Of ten and under twenty-four.	Under ten years of age.	Of one hundred and upwards.	Of fifty-five and under one hundred.	Of thirty-six and under fifty-five.	Of twenty-four and under thirty-six.	Of ten and under twenty-four.	Under ten years of age.								ASTERN—Persons not mentioned.	Who are Deaf and Dumb, under fourteen years of age.	Who are Deaf and Dumb, of the age of fourteen and under twenty-five.	Who are Deaf and Dumb, of twenty-five and upwards.	Who are blind.	Who are Deaf and Dumb, under fourteen years of age.	Who are Deaf and Dumb, of the age of fourteen and under twenty-five.	Who are Deaf and Dumb, of twenty-five and upwards.	Who are blind.
100, &c.	55 to 100	36 to 55	24 to 36	10 to 24	Under 10	100, &c.	55 to 100	36 to 55	24 to 36	10 to 24	Under 10	100, &c.	55 to 100	36 to 55	24 to 36	10 to 24	Under 10										under 14	14 to 25	25, &c.		under 14	14 to 25	25, &c.	
																								4								
																								1								
																								10								
																								6								
																								6								
																								1								
																								10								
																								3								
																								3								
																								6								
																								4								
																								7								
																								7								
																								5								
																								9								
																								3								
																								4								
																								10								
																								2								
																								11								
																								2								
																								8								
																								11								
																								3								
																								1								
																								3								
																								9								
																								182								

(No. 4.)

233

SCHEDULE of the whole number of Persons within the Division allotted to [illegible]

FREE WHITE PERSONS, (INCLUDING HEADS OF FAMILIES.)

Name of County, City, Ward, Town, Township, Parish, Precinct, Hundred, or District.	NAMES OF HEADS OF FAMILIES.	MALES: Under five years of age.	Of five and under ten.	Of ten and under fifteen.	Of fifteen and under twenty.	Of twenty and under thirty.	Of thirty and under forty.	Of forty and under fifty.	Of fifty and under sixty.	Of sixty and under seventy.	Of seventy and under eighty.	Of eighty and under ninety.	Of ninety and under one hundred.	Of one hundred and upwards.	FEMALES: Under five years of age.	Of five and under ten.	Of ten and under fifteen.	Of fifteen and under twenty.	Of twenty and under thirty.	Of thirty and under forty.	Of forty and under fifty.	Of fifty and under sixty.	Of sixty and under seventy.	Of seventy and under eighty.	Of eighty and under ninety.	Of ninety and under one hundred.
		under 5	5 to 10	10 to 15	15 to 20	20 to 30	30 to 40	40 to 50	50 to 60	60 to 70	70 to 80	80 to 90	90 to 100	100, &c.	under 5	5 to 10	10 to 15	15 to 20	20 to 30	30 to 40	40 to 50	50 to 60	60 to 70	70 to 80	80 to 90	90 to 100
	Isaac Henson		1			1									1			1								
	Wm McGleney	1					1								1				1							
	Thos McGleney	2					1								1	1			1							
	Wm S McGuire	2	1			1									2					1						
	George Heady					1									2				1							
	John Anderson		1			1	1								2	3			1							
	Edward Carter									1														1		
	Jesse Carter	1		2				1							1	1	1	3	1		1					
	Wm Spring	2	1					1							3	2	1		1							
	Edward Coffee						1								2	2			1		1					
	Rebecca Morgan					1	1															1				
	Jas Ellord Sr	2		2	1		1		1									1				1				
	Jesse Crane								1													1				
	John Bishop		2				1								2				1							
	Elwood Denny		1	1			1												1							
	Isaac Sanders	1	1			1									1						1					
	Thompson McHenson		1		1	1										2				1						
	Ethelda Wall			1	1			1									1	1	1			1				
	Robt Quarles	1	1	1			1								2	3				1						
	Henry Hick		1		1						1					1	3	1				1				
	Isaac Holden	1	1				1								2	1				1						
	Jas Crow			1					1								1		1							
	Lawrence Crown					2				1								1	2				1			
	Elihugh Coward	2	1				1								1					1						
	George Kelly			1		1													1							
	Elias Tupin	3				1													1							
	John Langston	1	1	1			1								3	1	1			1						
		17	14	10	4	11	12	3	3	2	1				26	17	8	8	15	6	3	5	1	1		

125

Moses G. Anderson by the Marshal of the [illegible] District (or Territory) of Georgia 465

SLAVES.												FREE COLORED PERSONS.												TOTAL.	WHITE PERSONS included in the foregoing.					SLAVES AND COLORED PERSONS, included in foregoing.			
MALES.						FEMALES.						MALES.						FEMALES.															
[illegible]	Of ten and under twenty-four.	Of twenty-four and under thirty-six.	Of thirty-six and under fifty-five.	Of fifty-five and under one hundred.	Of one hundred and upwards.	Under ten years of age.	Of ten and under twenty-four.	Of twenty-four and under thirty-six.	Of thirty-six and under fifty-five.	Of fifty-five and under one hundred.	Of one hundred and upwards.	Under ten years of age.	Of ten and under twenty-four.	Of twenty-four and under thirty-six.	Of thirty-six and under fifty-five.	Of fifty-five and under one hundred.	Of one hundred and upwards.	Under ten years of age.	Of ten and under twenty-four.	Of twenty-four and under thirty-six.	Of thirty-six and under fifty-five.	Of fifty-five and under one hundred.	Of one hundred and upwards.		Who are Deaf and Dumb, under fourteen years of age.	Who are Deaf and Dumb, of the age of fourteen and under twenty-five.	Who are Deaf and Dumb, of the age of twenty-five and upwards.	Who are blind.	Who are Deaf and Dumb, under fourteen years of age.	Who are Deaf and Dumb, of the age of fourteen and under twenty-five.	Who are Deaf and Dumb, of the age of twenty-five and upwards.	Who are blind.
[illegible]	[illegible]	24 to 36	36 to 55	55 to 100	100, &c.	under 10	10 to 24	24 to 36	36 to 55	55 to 100	100, &c.	under 10	10 to 24	24 to 36	36 to 55	55 to 100	100, &c.	under 10	10 to 24	24 to 36	36 to 55	55 to 100	100, &c.		under 14	14 to 25	25, &c.			under 14	14 to 25	25, &c.	
																								4									
																								4									
																								6									
																								7									
																								4									
																								9									
																								2									
																								12									
																								11									
																								7									
																								3									
																								7									
																								2									
																								6									
																								4									
																								5									
																								6									
																								7									
																								10									
																								9									
																								7									
																								4									
																								7									
																								6									
																								3									
																								5									
																								10									
																								~~[illegible]~~									
																								167									

(No. 4.) 234

SCHEDULE of the whole number of Persons within the Division allotted to

Name of County, City, Ward, Town, Township, Parish, Precinct, Hundred, or District.	NAMES OF HEADS OF FAMILIES.	FREE WHITE PERSONS, (INCLUDING HEADS OF FAMILIES.) MALES: Under five years of age	Of five and under ten	Of ten and under fifteen	Of fifteen and under twenty	Of twenty and under thirty	Of thirty and under forty	Of forty and under fifty	Of fifty and under sixty	Of sixty and under seventy	Of seventy and under eighty	Of eighty and under ninety	Of ninety and under one hundred	Of one hundred and upwards	FEMALES: Under five years of age	Of five and under ten	Of ten and under fifteen	Of fifteen and under twenty	Of twenty and under thirty	Of thirty and under forty	Of forty and under fifty	Of fifty and under sixty	Of sixty and under seventy	Of seventy and under eighty	Of eighty and under ninety	Of ninety and under one hundred
		under 5	5 to 10	10 to 15	15 to 20	20 to 30	30 to 40	40 to 50	50 to 60	60 to 70	70 to 80	80 to 90	90 to 100	100, &c.	under 5	5 to 10	10 to 15	15 to 20	20 to 30	30 to 40	40 to 50	50 to 60	60 to 70	70 to 80	80 to 90	90 to 100
	George Smith	2				1												1								
	Martin Moody	2				1													1							
	Thos. McCaul	1	2				1								1					1						
	Cullen Connett	1	4	3				1											1	1						
	Wyly Ballard	2	1				1								1					1						
	Caleb C. Bryant	2	1			1														1						
	Thos. Kelly Red						1								2				1							
	Jas. Singleton	1	1					1							1	1	3	1		1						
	Thos. Watkins	3	1		1	1				1							1	1			1					
	Jas. Ledbetter	1	1	1		1									1	2			1							
	John Kelly									1									2							
	Jonathan Dunlap									1													1			
	Thos. Kelly									1										1			1			
	Sermore York				1				1													1				
	Wm. Copeland	1	1				1								1	1				1						
	Lewis D. Scarlot	1	1					1											1							
	Joseph Patterson	1	2	3	1			1										1		1						
	Wm. Deaman		1	1		1		1							1	1		3	1		1					
	Wm. Shayes	1		1			1								2				1							
	Amos Forister	2	1	1				1							1	2					1					
	John Willf				1	1			1								1					1				
	Hubbard Carnes					1			1							1		1				1				
	Elizabeth Howler																					1				
	Martha Wever		1	1	1	1									1	1	1	1			1					
	Mosa G. Anderson	1				1													1							
	Robt. Taylor	1							1										3			1				
	Wm. Hopkins	1	2	1			1								2				1							
		24	20	12	5	10	6	6	4	4					14	9	6	9	14	8	4	5	2			

...ps Columbus by the Marshal of the ... District (or Territory) of ... Georgia 469 234

SLAVES.												FREE COLORED PERSONS.												TOTAL.	WHITE PERSONS included in the foregoing.				SLAVES AND COLORED PERSONS, included in foregoing.			
MALES.						FEMALES.						MALES.						FEMALES.												
Under ten years of age.	Of ten and under twenty-four.	Of twenty-four and under thirty-six.	Of thirty-six and under fifty-five.	Of fifty-five and under one hundred.	Of one hundred and upwards.	Under ten years of age.	Of ten and under twenty-four.	Of twenty-four and under thirty-six.	Of thirty-six and under fifty-five.	Of fifty-five and under one hundred.	Of one hundred and upwards.	Under ten years of age.	Of ten and under twenty-four.	Of twenty-four and under thirty-six.	Of thirty-six and under fifty-five.	Of fifty-five and under one hundred.	Of one hundred and upwards.												
under 10	10 to 24	24 to 36	36 to 55	55 to 100	100, &c.	under 10	10 to 24	24 to 36	36 to 55	55 to 100	100, &c.	under 10	10 to 24	24 to 36	36 to 55	55 to 100	100, &c.												
																		34												
																		34												
																		66												
																		41												
																		46												
																		45												
																		44												
																		10												
																		10												
																		8												
1	1	1	1				1	1										9												
																		2												
	1						1											5												
1																		4												
																		6												
																		4												
																		10												
																		11												
																		6												
																		9												
																		5												
																		3												
							1											1												
																		9												
																		3												
																		6												
																		8												
2	1	2				2	1											171												

(No. 4)

235

SCHEDULE of the whole number of Persons within the Division allotted to

FREE WHITE PERSONS, (INCLUDING HEADS OF FAMILIES.)

Name of County, City, Ward, Town, Township, Parish, Precinct, Hundred, or District.	NAMES OF HEADS OF FAMILIES.	MALES. Under five years of age.	Of five and under ten.	Of ten and under fifteen.	Of fifteen and under twenty.	Of twenty and under thirty.	Of thirty and under forty.	Of forty and under fifty.	Of fifty and under sixty.	Of sixty and under seventy.	Of seventy and under eighty.	Of eighty and under ninety.	Of ninety and under one hundred.	Of one hundred and upwards.	FEMALES. Under five years of age.	Of five and under ten.	Of ten and under fifteen.	Of fifteen and under twenty.	Of twenty and under thirty.	Of thirty and under forty.	Of forty and under fifty.	Of fifty and under sixty.	Of sixty and under seventy.	Of seventy and under eighty.	Of eighty and under ninety.	Of ninety and under one hundred.
		under 5	5 to 10	10 to 15	15 to 20	20 to 30	30 to 40	40 to 50	50 to 60	60 to 70	70 to 80	80 to 90	90 to 100	100, &c.	under 5	5 to 10	10 to 15	15 to 20	20 to 30	30 to 40	40 to 50	50 to 60	60 to 70	70 to 80	80 to 90	90 to 100
	John Green	1	1	2	1	1		1							1	2	2			1						
	Josephs Brown					1					1								1				1			
	Thompson Capps	1				1									1				1							
	Joshua Smith	3	3	1	2	1				1					1			1			1					
	John Shed	1		1	1			1								1	2	2			1					
	Ruth Carnes	3		1											2	1				1						
		9	4	5	4	4		2		1	1				5	4	4	3	2	2	2		1			
		9	4	5	4	4		2		1	1				5	4	4	3	2	2	2		1			

Return of the Whole Number of Persons within the District (or Territory) of Georgia

SLAVES. MALES. Under 10 years of age	10 to 24	24 to 36	36 to 55	55 to 100	100, &c.	FEMALES. Under 10 years of age	10 to 24	24 to 36	36 to 55	55 to 100	100, &c.	FREE COLORED PERSONS. MALES. Under 10 years of age	10 to 24	24 to 36	36 to 55	55 to 100	100, &c.	FEMALES. Under 10 years of age	10 to 24	24 to 36	36 to 55	55 to 100	100, &c.	TOTAL.	WHITE PERSONS included in the foregoing. Who can Read and Write, under fifteen years of age.	Who can Read and Write, of the age of fifteen years and upwards.	Who can Read, and cannot Write.	Who cannot Read.	ALIENS—Persons who have declared their intention to become Citizens.	SLAVES AND COLORED PERSONS, included in foregoing. Who can Read and Write, under fifteen years of age.	Who can Read and Write, of the age of fifteen years and upwards.	Who can Read, and cannot Write.	Who cannot Read.
																									under 14	14 to 25	25, &c.			under 14	14 to 25	25, &c.	
																								136								
																								44								
																								44								
																								145								
																								106								
																								84								
																								3								
																								53								
																								1

(No. 4.) 236

SCHEDULE of the whole number of Persons within the Division allotted to Moses Go

Name of County, Ward, Town, Township, Parish, Precinct, Hundred, or District.	NAMES OF HEADS OF FAMILIES.	FREE WHITE PERSONS, (INCLUDING HEADS OF FAMILIES.) MALES. Under five years of age.	Of five and under ten.	Of ten and under fifteen.	Of fifteen and under twenty.	Of twenty and under thirty.	Of thirty and under forty.	Of forty and under fifty.	Of fifty and under sixty.	Of sixty and under seventy.	Of seventy and under eighty.	Of eighty and under ninety.	Of ninety and under one hundred.	Of one hundred and upwards.	FEMALES. Under five years of age.	Of five and under ten.	Of ten and under fifteen.	Of fifteen and under twenty.	Of twenty and under thirty.	Of thirty and under forty.	Of forty and under fifty.	Of fifty and under sixty.	Of sixty and under seventy.	Of seventy and under eighty.	Of eighty and under ninety.	Of ninety and under one hundred.	Of one hundred and upwards.
		under 5	5 to 10	10 to 15	15 to 20	20 to 30	30 to 40	40 to 50	50 to 60	60 to 70	70 to 80	80 to 90	90 to 100	100, &c.	under 5	5 to 10	10 to 15	15 to 20	20 to 30	30 to 40	40 to 50	50 to 60	60 to 70	70 to 80	80 to 90	90 to 100	100, &c.
Rabun Co	Aggregate	265	189	122	100	183	101	52	35	21	11 12	1	.	.	265	167	117	105	174	89	59	32	18	6	2	.	.

by the Marshal of the District (or Territory)

SLAVES.											FREE COLORED PERSONS.												TOTAL.	WHITE PERSONS included in the foregoing.					SLAVES AND COLORED PERSONS, included in foregoing.			
MALES.					FEMALES.						MALES.						FEMALES.															
[illegible]	Of twenty-four and under thirty-six.	Of thirty-six and under fifty-five.	Of fifty-five and under one hundred.	Of one hundred and upwards.	Under ten years of age.	Of ten and under twenty-four.	Of twenty-four and under thirty-six.	Of thirty-six and under fifty-five.	Of fifty-five and under one hundred.	Of one hundred and upwards.	Under ten years of age.	Of ten and under twenty-four.	Of twenty-four and under thirty-six.	Of thirty-six and under fifty-five.	Of fifty-five and under one hundred.	Of one hundred and upwards.	Under ten years of age.	Of ten and under twenty-four.	Of twenty-four and under thirty-six.	Of thirty-six and under fifty-five.	Of fifty-five and under one hundred.	Of one hundred and upwards.		Who are Deaf and Dumb, under fourteen years of age.	Who are Deaf and Dumb, of the age of fourteen and under twenty-five.	Who are Deaf and Dumb, of twenty-five and upwards.	Who are blind.	ALIENS—Foreigners not naturalized.	Who are Deaf and Dumb, under fourteen years of age.	Who are Deaf and Dumb, of the age of fourteen and under twenty-five.	Who are Deaf and Dumb, of the age of fourteen and under twenty-five.	Who are blind.
[illegible]	24 to 36	36 to 55	55 to 100	100, &c.	under 10	10 to 24	24 to 36	36 to 55	55 to 100	100, &c.	under 10	10 to 24	24 to 36	36 to 55	55 to 100	100, &c.	under 10	10 to 24	24 to 36	36 to 55	55 to 100	100, &c.		under 14	14 to 25	25, &c.			under 14	14 to 25	25, &c.	

(1.) No. 4.)

237

Sta[illegible] of the whole number of Persons within the Division allotted to

Names of County, City, Ward, Town, Township, Parish, Precinct, Hundred, or District.	NAMES of HEADS OF FAMILIES.	FREE WHITE PERSONS, (INCLUDING HEADS OF FAMILIES.)																												
		MALES.													FEMALES.															
		Under five years of age.	Of five and under ten.	Of ten and under fifteen.	Of fifteen and under twenty.	Of twenty and under thirty.	Of thirty and under forty.	Of forty and under fifty.	Of fifty and under sixty.	Of sixty and under seventy.	Of seventy and under eighty.	Of eighty and under ninety.	Of ninety and under one hundred.	Of one hundred and upwards.	Under five years of age.	Of five and under ten.	Of ten and under fifteen.	Of fifteen and under twenty.	Of twenty and under thirty.	Of thirty and under forty.	Of forty and under fifty.	Of fifty and under sixty.	Of sixty and under seventy.	Of seventy and under eighty.	Of eighty and under ninety.					
		under 5	5 to 10	10 to 15	15 to 20	20 to 30	30 to 40	40 to 50	50 to 60	60 to 70	70 to 80	80 to 90	90 to 100	100, &c.	under 5	5 to 10	10 to 15	15 to 20	20 to 30	30 to 40	40 to 50	50 to 60	60 to 70	70 to 80	80 to 90					
	Page 1	15	17	18	13	15	7	6	3	1	1				14	18	12	8	6	12	5	2	1							
	2	22	19	7	7	12	10	3	2	2	1				22	14	9	8	13	8	3	1	1							
	3	23	10	10	5	15	8	3	3	1					21	15	8	7	18	4	2	1	2							
	4	17	12	13	11	19	3	5	3	2					18	4	7	8	9	10	4	6	1							
	5	19	10	6	5	17	4	4	2	1	1	1			21	10	7	7	12	5	6		3	2						
	6	29	14	15	6	9	11	4	2	1	1				30	16	5	6	14	8	6	1	1	1						
	7	17	15	11	9	15	10	2	3	3	1				20	14	15	9	17	7	6		2							
	8	17	13	8	7	13	8	4	3	1	1				24	12	12	9	11	4	9	1		1						
	9	20	14	7	3	12	10	3			1				20	12	6	8	16	7	1	1	1							
	10	18	18	6	10	15	8	2	6	1	1				13	10	6	7	15	5	3	5	1		1					
	11	18	12	4	11	16	4	5	1	1	2				17	12	12	8	12	3	5	4	1	1	1					
	12	17	14	10	4	14	12	3	3	2	1				26	17	8	8	15	6	3	5	1	1						
	13	24	20	12	8	10	6	6	4	4					14	9	6	9	14	8	4	5	2							
	14	9	4	5	4	4		2		1	1				5	4	4	3	2	2	2		1							
	15	265	189	122	100	183	101	52	35	21	12	1			265	167	117	105	174	89	59	32	18	6	2					

District (or Territory) [illegible]

SLAVES.											FREE COLORED PERSONS.												TOTAL.	WHITE PERSONS included in the foregoing.					SLAVES AND COLORED PERSONS, included in foregoing.			
MALES.					FEMALES.						MALES.						FEMALES.															
[illegible]	Of twenty-four and under thirty-six.	Of thirty-six and under fifty-five.	Of fifty-five and under one hundred.	Of one hundred and upwards.	Under ten years of age.	Of ten and under twenty-four.	Of twenty-four and under thirty-six.	Of thirty-six and under fifty-five.	Of fifty-five and under one hundred.	Of one hundred and upwards.	Under ten years of age.	Of ten and under twenty-four.	Of twenty-four and under thirty-six.	Of thirty-six and under fifty-five.	Of fifty-five and under one hundred.	Of one hundred and upwards.	Under ten years of age.	Of ten and under twenty-four.	Of twenty-four and under thirty-six.	Of thirty-six and under fifty-five.	Of fifty-five and under one hundred.	Of one hundred and upwards.		Who are Deaf and Dumb, under fourteen years of age.	Who are Deaf and Dumb, of the age of fourteen and under twenty-five.	Who are Deaf and Dumb, of twenty-five and upwards.	Who are blind.	Always—Foreigners not naturalized.	Who are Deaf and Dumb, under fourteen years of age.	Who are Deaf and Dumb, of the age of fourteen and under twenty-five.	Who are Deaf and Dumb, of the age of twenty-five and upwards.	Who are blind.
[illegible]	14 to 26	26 to 55	55 to 100	100, &c.	under 10	10 to 24	24 to 36	36 to 55	55 to 100	100, &c.	under 10	10 to 24	24 to 36	36 to 55	55 to 100	100, &c.	under 10	10 to 24	24 to 36	36 to 55	55 to 100	100, &c.		under 14	14 to 25	25, &c.			under 14	14 to 25	25, &c.	
2	1	1			2										1								172									
	2				3	3	2																176									
						1																	157									
					1	2	2																160									
		1			1		1																146									
																							177									
1						1																	178									
1	1				4	3	1	1					1										172									
																							142									
								1	1														153									
1																							152									
																							167									
2	1	2				2	1																171									
																							53									
7	5	4			11	12	7	2	1				1		1								2176	✓								

[illegible] of the whole number of Persons within the District allotted to

| Number of the Page of the Return | NAMES of HEADS OF FAMILIES. | FREE WHITE PERSONS, (INCLUDING HEADS OF FAMILIES.) | | |

Randolph Co.

District (or Territory) of

SLAVES.												FREE COLORED PERSONS.												TOTAL.	WHITE PERSONS included in the foregoing.				SLAVES AND COLORED PERSONS, included in foregoing			
MALES.						FEMALES.						MALES.						FEMALES.													
Under 10 years of age	Of 10 and under twenty-four.	Of twenty-four and under thirty-six.	Of thirty-six and under fifty-five.	Of fifty-five and under one hundred.	Of one hundred and upwards.	Under ten years of age.	Of ten and under twenty-four.	Of twenty-four and under thirty-six.	Of thirty-six and under fifty-five.	Of fifty-five and under one hundred.	Of one hundred and upwards.	Under ten years of age.	Of ten and under twenty-four.	Of twenty-four and under thirty-six.	Of thirty-six and under fifty-five.	Of fifty-five and under one hundred.	Of one hundred and upwards.	Under ten years of age.	Of ten and under twenty-four.	Of twenty-four and under thirty-six.	Of thirty-six and under fifty-five.	Of fifty-five and under one hundred.	Of one hundred and upwards.		Who are Deaf and Dumb, under fourteen years of age.	Who are Deaf and Dumb, of the age of fourteen and under twenty-five.	Who are Deaf and Dumb, of twenty-five and upwards.	ALIENS—Persons not naturalized.	Who are Deaf and Dumb, under fourteen years of age.	Who are Deaf and Dumb, of the age of fourteen and under twenty-five.	Who are Deaf and Dumb, of the age of twenty-five and upwards.	Who are Blind.
under 10	10 to 24	24 to 36	36 to 55	55 to 100	100, &c.	under 10	10 to 24	24 to 36	36 to 55	55 to 100	100, &c.	under 10	10 to 24	24 to 36	36 to 55	55 to 100	100, &c.	under 10	10 to 24	24 to 36	36 to 55	55 to 100	100, &c.		under 14	14 to 25	25, &c		under 14	14 to 25	25, &c.	

Recapitulation

Recapitulation

239

SCHEDULE of the whole number of Persons within the Division allotted to

FREE WHITE PERSONS, (INCLUDING HEADS OF FAMILIES.)

Name of Cities, Towns, Parishes, Precincts, Hundred, or District.	NAMES OF HEADS OF FAMILIES.	MALES. Under five years of age.	Of five and under ten.	Of ten and under fifteen.	Of fifteen and under twenty.	Of twenty and under thirty.	Of thirty and under forty.	Of forty and under fifty.	Of fifty and under sixty.	Of sixty and under seventy.	Of seventy and under eighty.	Of eighty and under ninety.	Of ninety and under one hundred.	Of one hundred and upwards.	FEMALES. Under five years of age.	Of five and under ten.	Of ten and under fifteen.	Of fifteen and under twenty.	Of twenty and under thirty.	Of thirty and under forty.	Of forty and under fifty.	Of fifty and under sixty.	Of sixty and under seventy.	Of seventy and under eighty.	Of eighty and under ninety.	Of ninety and under one hundred.
		under 5	5 to 10	10 to 15	15 to 20	20 to 30	30 to 40	40 to 50	50 to 60	60 to 70	70 to 80	80 to 90	90 to 100	100, &c.	under 5	5 to 10	10 to 15	15 to 20	20 to 30	30 to 40	40 to 50	50 to 60	60 to 70	70 to 80	80 to 90	90 to 100
	Rundolph, Page 1	21	12	9	8	17	17	4	2	1					24	13	3	11	12	9	4	3				
	2	16	13	7	12	14	12	5	6	2					23	13	9	8	13	5	3	4			1	
	3	19	11	11	11	18	7	6	3	2					20	10	14	11	14	8	3	2				
	4	15	10	7	7	24	12	7	2						22	12	8	7	16	2	2	1		1		
	5	17	10	9	10	20	9	4	4	2					14	9	10	8	12	6	3	5	2			
	6	21	14	7	5	12	9	9	3	2					12	14	17	4	9	8	7	1	1	1		
	7	17	9	8	7	17	11	1	5	1	1				18	14	7	10	14	8	3	3				
	8	15	10	6	7	15	14	6	3						12	6	9	13	9	4	2	3				
	9	14	6	6	13	20	10	5	3	1	1				13	7	5	4	12	7	3	4	1			
	10	16	9	3	4	7	10	2	1	1					15	6	7	4	11	7	2	2	1		1	
		171	104	73	89	164	111	49	32	12	2				173	104	89	80	122	64	32	28	5	2	2	

...ner William by the Marshal of the ... District (or Territory) of Georgia 477 239

SLAVES. Males. Under ten years of age.	Of ten and under twenty-four.	Of twenty-four and under thirty-six.	Of thirty-six and under fifty-five.	Of fifty-five and under one hundred.	Of one hundred and upwards.	Females. Under ten years of age.	Of ten and under twenty-four.	Of twenty-four and under thirty-six.	Of thirty-six and under fifty-five.	Of fifty-five and under one hundred.	Of one hundred and upwards.	FREE COLORED PERSONS. Males. Under ten years of age.	Of ten and under twenty-four.	Of twenty-four and under thirty-six.	Of thirty-six and under fifty-five.	Of fifty-five and under one hundred.	Of one hundred and upwards.	Females. Under ten years of age.	Of ten and under twenty-four.	Of twenty-four and under thirty-six.	Of thirty-six and under fifty-five.	Of fifty-five and under one hundred.	Of one hundred and upwards.	TOTAL.	WHITE PERSONS included in the foregoing. Who are Deaf and Dumb, under fourteen years of age.	Who are Deaf and Dumb, of the age of fourteen and under twenty-five.	Who are Deaf and Dumb, of twenty-five and upwards.	Who are blind.	ALIENS—Foreigners not naturalized.	SLAVES AND COLORED PERSONS, included in foregoing. Who are Deaf and Dumb, under fourteen years of age.	Who are Deaf and Dumb, of the age of fourteen and under twenty-five.	Who are Deaf and Dumb, of the age of twenty-five and upwards.	Who are blind.
under 10	10 to 24	24 to 36	36 to 55	55 to 100	100, &c.	under 10	10 to 24	24 to 36	36 to 55	55 to 100	100, &c.	under 10	10 to 24	24 to 36	36 to 55	55 to 100	100, &c.	under 10	10 to 24	24 to 36	36 to 55	55 to 100	100, &c.		undr 14	14 to 25	25, &c.			undr 14	14 to 25	25, &c.	
17	15	10	4			14	13	7	2	2					1									255									
9	5	7	1			8	9	6		4														213									
5	14	5	5	1		13	8	3	1	1														226									
14	18	2	3	1		16	13	3	6															231									
21	14	7	2			10	16	7	2	1														234									
6	5	1				5	3	4		1														181									
5	8	4		1		2	7	2	1	1														185									
28	36	15	10			27	24	21	7															302									
13	14	6				14	12	4	1															199				1					
9	7	6	1	1		15	5	6	1															143				1					
125	136	63	26	4		124	110	43	21	10					1									219				2					

(No. 4.)

241

SCHEDULE of the whole number of Persons within the Division allotted to Samuel

Name of County, City, Ward, Town, Township, Parish, Precinct, Hundred, or District.	NAMES or HEADS OF FAMILIES.	FREE WHITE PERSONS, (INCLUDING HEADS OF FAMILIES.) MALES. Under five years of age.	Of five and under ten.	Of ten and under fifteen.	Of fifteen and under twenty.	Of twenty and under thirty.	Of thirty and under forty.	Of forty and under fifty.	Of fifty and under sixty.	Of sixty and under seventy.	Of seventy and under eighty.	Of eighty and under ninety.	Of ninety and under one hundred.	Of one hundred and upwards.	FEMALES. Under five years of age.	Of five and under ten.	Of ten and under fifteen.	Of fifteen and under twenty.	Of twenty and under thirty.	Of thirty and under forty.	Of forty and under fifty.	Of fifty and under sixty.	Of sixty and under seventy.	Of seventy and under eighty.	Of eighty and under ninety.	Of ninety and under one hundred.	Of one hundred and upwards.
		under 5	5 to 10	10 to 15	15 to 20	20 to 30	30 to 40	40 to 50	50 to 60	60 to 70	70 to 80	80 to 90	90 to 100	100, &c.	under 5	5 to 10	10 to 15	15 to 20	20 to 30	30 to 40	40 to 50	50 to 60	60 to 70	70 to 80	80 to 90	90 to 100	100, &c.
Randolph County	William C. Brooks	1				2												1									
	Mathew Averett	1					1	1							2					1							
	Perkston Lingo	1	1	1			1								2	1		1		1							
	Arnold C. Blindwell	1					1												1								
	Benj. H. Brown	2					1									1			1								
	Richd. Methias	1		2		1	2								2	2				1	1						
	Elisha Mosley				1	1		1							1	2	1				1						
	Mitchell Wheeler	1				1									1				1								
	Lewis Morgan	1				1												1									
	Wiley Kay	2	1				1								3				1	1							
	John Gleason						1																				
	Smith R. Cherry						1																				
	Jesse Williams			1	1				1									1				1					
	Samuel A. Grux	1					1												1								
	Phillip F. Sapp		2				1									1	1			1							
	Henry W. Jernigan	1				2													1								
	John Cowin				1	2			1													1					
	Joseph Williams	1					1								1	1			1								
	James Irwin	1	2		2	1	2								2	1		1	1								
	William Hadon					1	1								4				1								
	Phillip Hargas	2	3			1									1	1			1								
	Hilery Hudson	2	1	1			1								1	1				1							
	Joseph Kily					2												2				1					
	William Barnett									1									1								
	William Kitts	1	2				1								1					2							
	Bartemus M. Weeks					1									2				1								
	Silas Stephenson			2	2	1		1										3			2						
	Green Lewis	1		2	1			1							1	2	1	1		1							
		21	12	9	8	17	17	4	2	1					24	13	3	11	12	9	4	3					

[illegible] Persons [illegible] District (or Territory) of Georgia

Slaves. Males. Under ten years of age	Of ten and under twenty-four	Of twenty-four and under thirty-six	Of thirty-six and under fifty-five	Of fifty-five and under one hundred	Of one hundred and upwards	Females. Under ten years of age	Of ten and under twenty-four	Of twenty-four and under thirty-six	Of thirty-six and under fifty-five	Of fifty-five and under one hundred	Of one hundred and upwards	Free Colored Persons. Males. Under ten years of age	Of ten and under twenty-four	Of twenty-four and under thirty-six	Of thirty-six and under fifty-five	Of fifty-five and under one hundred	Of one hundred and upwards	Females. Under ten years of age	Of ten and under twenty-four	Of twenty-four and under thirty-six	Of thirty-six and under fifty-five	Of fifty-five and under one hundred	Of one hundred and upwards	Total	Whole persons included in the foregoing. Who are Deaf and Dumb, under fourteen years of age	Who are Deaf and Dumb, of the age of fourteen and under twenty-five	Who are Deaf and Dumb, of the age of twenty-five and upwards	Whole blind	Aliens. Persons not naturalized	Slaves and colored persons included in foregoing. Who are Deaf and Dumb, under fourteen years of age	Who are Deaf and Dumb, of the age of fourteen and under twenty-five	Who are Deaf and Dumb, of the age of twenty-five and upwards	Whole blind
							1																	5									
3	2	4				1	1	2	1															20									
																								4									
1																								4									
1						1	1																	8									
2	4	2				2	2																	24									
										1														9									
																								4									
																								3									
																								9									
																								1									
																								1									
																								5									
5		2	1			2	3	2							1									19									
3	1		1			3		1																15									
2	7	2	2			1	3	1	1															23									
							1																	6									
	1																							6									
																								13									
						4	1	1		1														14									
																								9									
																								8									
																								5									
																								2									
																								7									
																								4									
																								11									
																								11									
7	15	10	4			14	13	7	2	2					1									255									

(2nd 6)

242

SCHEDULE of the whole number of Persons within the District allotted to Samuel

Name of County, City, Ward, Town, Township, Parish, Precinct, District, or District.	NAMES of HEADS OF FAMILIES.	WHITE MALES.													WHITE FEMALES.												FREE COLORED PERSONS, (INCLUDING HEADS OF FAMILIES.)				SLAVES.											
		Under five years of age	Of five and under ten	Of ten and under fifteen	Of fifteen and under twenty	Of twenty and under thirty	Of thirty and under forty	Of forty and under fifty	Of fifty and under sixty	Of sixty and under seventy	Of seventy and under eighty	Of eighty and under ninety	Of ninety and under one hundred	Of one hundred and upwards	Under five years of age	Of five and under ten	Of ten and under fifteen	Of fifteen and under twenty	Of twenty and under thirty	Of thirty and under forty	Of forty and under fifty	Of fifty and under sixty	Of sixty and under seventy	Of seventy and under eighty	Of eighty and under ninety	Of ninety and under one hundred	Of one hundred and upwards	Under five years of age	Of five and under ten	Of ten and under fifteen	Of fifteen and under twenty	Under five years of age	Of five and under ten	Of ten and under fifteen	Of fifteen and under twenty	Of twenty and under thirty	Of thirty and under forty	Of forty and under fifty	Of fifty and under sixty	Of sixty and under seventy	Of seventy and under eighty	Of eighty and under ninety	Of ninety and under one hundred
		under 5	5 to 10	10 to 15	15 to 20	20 to 30	30 to 40	40 to 50	50 to 60	60 to 70	70 to 80	80 to 90	90 to 100	100, &c.	under 5	5 to 10	10 to 15	15 to 20	20 to 30	30 to 40	40 to 50	50 to 60	60 to 70	70 to 80	80 to 90	90 to 100	100, &c.	under 5	5 to 10	10 to 15	15 to 20	under 5	5 to 10	10 to 15	15 to 20	20 to 30	30 to 40	40 to 50	50 to 60	60 to 70	70 to 80	80 to 90	90 to 100
Randolph County	Edward Hunderdt				1	1			1													1																				
	Elijah Miller			1		1			1						1	1				1																						
	William Smith	1				1												1																								
	James Parker		2	1			1								1	1				1																						
	William Lampkins				1	1			1												1																					
	Joseph Delk					1				1																																
	Joseph Thompson	1					1								3				1																						
	James L. Martin	2	2				1												1																						
	Sampson B. Stuckey		1			1									2	1	1	1		1																					
	Amos F. Hart				1	1									1				1																						
	John Forest		1	1	1		1								1	1	1		1																						
	Jesse Johnson				1	1		1							2			1	1																						
	Jacob Anderson	1					1								1			1																							
	Allen Womble					3	1		1									1	1		1																				
	Nathaniel Morby	2	1			1			1						1					1																					
	Christopher Baldwin	1				1												1																						
	William Baldwin					1																																		
	William Ayres	1	1		1		1											1			1																			
	Amos McCaulen	1	1		2		1								1	2	3			1																				
	John Talbot	1	2				1								1				2																					
	Howard Portwood	1		1			1		1						2	1			1																					
	Ishmael Stewart						1								3				1																					
	Priscilla Stewart	2														1	1		1																					
	John Greene	1	1	2				1							1	1	2			1																				
	John D. Eaton	1	1					1							1	1	1		1																					
	Thomas Yarborough			1	2			1								1		1																					
	Thomas Greene				1			1																																
	Henry Anderson				1		1								1	2			1																					
		16	13	7	12	14	12	5	6	2					23	13	9	8	13	5	3	4				1													

SLAVES. MALES.					SLAVES. FEMALES.						FREE COLORED PERSONS. MALES.						FREE COLORED PERSONS. FEMALES.						TOTAL	WHITE PERSONS included in this Township.					COLORED PERSONS included in this Township.				
Of less than 10 years of age	Of 10 and under 24 years	Of 24 and under 36 years	Of 36 and under 55 years	Of 55 years and upwards	Under 10 years of age	Of 10 and under 24 years	Of 24 and under 36 years	Of 36 and under 55 years	Of 55 years and upwards		Under 10 years of age	Of 10 and under 24 years	Of 24 and under 36 years	Of 36 and under 55 years	Of 55 years and upwards		Under 10 years of age	Of 10 and under 24 years	Of 24 and under 36 years	Of 36 and under 55 years	Of 55 years and upwards			Who can Read and Write, under fourteen years of age.	Who can Read and Write, of the age of fourteen and under twenty-five.	Who can Read and Write, of twenty-five and upwards.	Who can Read, but cannot Write.	All other free persons, except Indians not taxed.	Who can Read and Write, under fourteen years of age.	Who can Read and Write, of the age of fourteen and under twenty-five.	Who can Read and Write, of twenty-five and upwards.	Who can Read, but cannot Write.	All other free persons, except Indians not taxed.
					Under 14	14 to 25	25 to 45	45 to 55	55 to 100	100, &c.	Under 10	10 to 24	24 to 36	36 to 55	55 to 100	100, &c.	Under 10	10 to 24	24 to 36	36 to 55	55 to 100	100, &c.		Under 14	14 to 25	25, &c.			Under 14	14 to 25	25, &c.		
					2	1	1																4									
																							10									
																							3									
						2																	7									
1	1				1	2			1														11									
	1						1																4									
		1			1	1	1																10									
1																							7									
																							8									
																							4									
																							8									
																							3									
	1					1																	6									
2							1		1														11	1								
																							5									
																							3									
																							1									
	1							1															3									
1					1	1																	15									
2	2	4			3		2																20									
																							8									
																							5									
																							5									
																							10									
1		1				1			1														10									
																							8									
																							3									
																							6									
1	5	7	1		8	9	6		4	1													313									

243

SCHEDULE of (Individuals) number of Persons within the District(s) allotted to James

Names of Counties, Wards, Towns, Townships, Parishes, Districts, or Districts	NAMES of HEADS OF FAMILIES.	FREE WHITE PERSONS, (INCLUDING HEADS OF FAMILIES.) MALES: Under the years of 5	5 to 10	10 to 15	15 to 20	20 to 30	30 to 40	40 to 50	50 to 60	60 to 70	70 to 80	80 to 90	90 to 100	100, &c.	FEMALES: Under the years of 5	5 to 10	10 to 15	15 to 20	20 to 30	30 to 40	40 to 50	50 to 60	60 to 70	70 to 80	80 to 90	90 to 100
	Henry Grantham		1		1	1									1	1			1	1						
	William Price	2				1													1							
	James Melton			1	1	1			1								1				1					
	Abraham Melton	1					1								2	1	1			1						
	Luke Elmore	2	1				1								1		1			1						
	Richard Snelling			1	1	1			1						2				1							
	John Elmore	1	1	1			1								2	1	1			1						
	Thomas E. Rogers	2	1	1	2			1												1						
	Henry Randolph					1				1									1	1						
	John Sanders					1				1									1	2						
	Jonathan Polk	1					1									1	3			1						
	Reuben Kirkland	1	1		1	1										2				1						
	Samuel Jones	2	1					1											2	1						
	Wiley Polk	2				1		1							2		1			1						
	Edmond G. Deans		1	1		1	1								2					2						
	William Jones	1				1													1							
	John Rudolph					1									1					1						
	William Cooper		1	1	1			1							2	1	1			1						
	John Dean					1													1							
	Joseph York	1	1		1	1									1				1							
	Aaron Vinson			1		1													1							
	Mordecai Wm. S. Hodnett	1				1									1				1							
	Daniel Wm. Kethen			1	1			1								1					1					
	Pleasant White		3	1			1												1		1					
	James A. Morton	2				1	1												1		1					
	Mikel H. Mench		1				1								1	1	1		1							
	Joseph White					2									1	1			1							
	Uriah Taylor	1		1				1							1		4	1			1					
		19	11	11	11	18	7	6	3	2					20	10	14	11	14	8	3	2				

SLAVES.												FREE COLORED PERSONS.												TOTAL.	WHITE PERSONS included in this Assessment.				SLAVES and COLORED PERSONS included in this Assessment.			
MALES.						FEMALES.						MALES.						FEMALES.													
Of 24 years of age and under.	Of 24 and under 36 years.	Of 36 and under 55 years.	Of 55 and under 100 years.	Of 100 years and upwards.		Under 10 years of age.	Of 10 and under 24 years.	Of 24 and under 36 years.	Of 36 and under 55 years.	Of 55 and under 100 years.	Of 100 years and upwards.	Under 10 years of age.	Of 10 and under 24 years.	Of 24 and under 36 years.	Of 36 and under 55 years.	Of 55 and under 100 years.	Of 100 years and upwards.	Under 10 years of age.	Of 10 and under 24 years.	Of 24 and under 36 years.	Of 36 and under 55 years.	Of 55 and under 100 years.	Of 100 years and upwards.		Who are Deaf and Dumb, under fourteen years of age.	Who are Deaf and Dumb, between fourteen and twenty-five.	Who are Deaf and Dumb, of the age of twenty-five and upwards.	All Blind.	Who are Deaf and Dumb, under fourteen years of age.	Who are Deaf and Dumb, between fourteen and twenty-five.	Who are Blind.
						1		1																7							
																								6							
																								6							
																								5							
																								9							
3		1				5	2	1																19							
1							1																	11							
							1																	3							
																								5							
1	1		1			1	1																	10							
																								7							
																								7							
																								9							
			1																					9							
			1																					3							
2	4	1				1		1																18							
																								2							
2	4	3	1			3	2		1															21							
																								3							
																								4							
																								6							
																								7							
																								5							
1						1																		8							
1						1	1																	8							
1																								12							
2	14	5	5	1		13	8	3	1	1														226							

[illegible] of Persons [illegible] to Samu[illegible]

Name of County, City, Ward, Town, Township, Parish, Precinct, Hundred, or District	NAMES OF HEADS OF FAMILIES	FREE WHITE PERSONS, (INCLUDING HEADS OF FAMILIES.) MALES: Under five years of age	Of five and under ten	Of ten and under fifteen	Of fifteen and under twenty	Of twenty and under thirty	Of thirty and under forty	Of forty and under fifty	Of fifty and under sixty	Of sixty and under seventy	Of seventy and under eighty	Of eighty and under ninety	Of ninety and under one hundred	Of one hundred and upwards	FEMALES: Under five years of age	Of five and under ten	Of ten and under fifteen	Of fifteen and under twenty	Of twenty and under thirty	Of thirty and under forty	Of forty and under fifty	Of fifty and under sixty	Of sixty and under seventy	Of seventy and under eighty	Of eighty and under ninety	Of ninety and under one hundred
		under 5	5 to 10	10 to 15	15 to 20	20 to 30	30 to 40	40 to 50	50 to 60	60 to 70	70 to 80	80 to 90	90 to 100	100, &c.	under 5	5 to 10	10 to 15	15 to 20	20 to 30	30 to 40	40 to 50	50 to 60	60 to 70	70 to 80	80 to 90	90 to 100
Randolph County	Needham R. Bryan					2																				
	William B. Therlin		1	1			1								3	2			1							
	Samuel Johnson	1					1								1				1							
	Benjamin Dunnaway	2					1											1								
	Malcom Matherson					1		1											1							
	Phillip Matherson					1									1				1							
	Augustus Baldwin			2	1																					
	James W. Dunnaway	1				1									1			1								
	Parton Tomkins	1	1	1	1	2			1								1		1		1					
	Thomas Williams Jun		2				1								3	1			1							
	Edmonds Womble	1					1								2	2	1	1	1							
	Davis Ellett	1				1	1								1				1							
	John V. Cherry	1				3									2			1	1							
	Lewis Rivers	1				1									1				1							
	John R. M. Neal	1				1									2				1							
	John S. Scott				3	2	1																			
	Redden Womble					1													1							
	Thomas H. Sharp	1	1	1		1		3							1	2			1							
	Silas Morley	2	1				2									2			1							
	Thomas R. Maghan	1				1									1				1					1		
	Needham Harold		1					1	1						1	1	2	2				1				
	Thomas B. Appelwhite					1	1												1							
	Galba Mathews	1	1	1	1	1		1							1	2	2			1						
	William Everitt					3		1																		
	Adon Allin						1																			
	James F. Jones					1											1	1								
	Emelus Jordan		2	1	1		1								1		1				1					
	Elizabeth H. Edwards																			1						
		15	10	7	7	24	12	7	2						22	12	8	7	16	2	2	1		1		

Slaves: Males: Under one year of age	Of one and under twenty-four	Of twenty-four and under thirty-six	Of thirty-six and under fifty-five	Of fifty-five and under one hundred	Of one hundred and upwards	Slaves: Females: Under one year of age	Of one and under twenty-four	Of twenty-four and under thirty-six	Of thirty-six and under fifty-five	Of fifty-five and under one hundred	Of one hundred and upwards	Free colored persons: Males: Under ten years of age	Of ten and under twenty-four	Of twenty-four and under thirty-six	Of thirty-six and under fifty-five	Of fifty-five and under one hundred	Of one hundred and upwards	Free colored persons: Females: Under ten years of age	Of ten and under twenty-four	Of twenty-four and under thirty-six	Of thirty-six and under fifty-five	Of fifty-five and under one hundred	Of one hundred and upwards	Total	White persons included in the foregoing: Who are Deaf and Dumb, under fourteen years of age	Who are Deaf and Dumb, of the age of fourteen and under twenty-five	Who are Deaf and Dumb, of twenty-five and upwards	Who are blind	Aliens—Foreigners not naturalized	Slaves and colored persons included in foregoing: Who are Deaf and Dumb, under fourteen years of age	Who are Deaf and Dumb, of the age of fourteen and under twenty-five	Who are Deaf and Dumb, of the age of twenty-five and upwards	Who are blind
under 10	10 to 24	24 to 36	36 to 55	55 to 100	100, &c.	under 10	10 to 24	24 to 36	36 to 55	55 to 100	100, &c.	under 10	10 to 24	24 to 36	36 to 55	55 to 100	100, &c.	under 10	10 to 24	24 to 36	36 to 55	55 to 100	100, &c.		under 14	14 to 25	25, &c.			under 14	14 to 25	25, &c.	
2	4			1		1	3		2															15									
1	1					3		1																15									
						1																		5									
																								4									
																								3									
																								3									
																								3									
																								4									
																								10									
						2	1	1																12									
																								9									
																								5									
																								8									
																								4									
							1																	6									
3	9		1			4	2																	25									
																								2									
6	4		1			4	6		2															34									
																								8									
									1															6									
																								10									
			1																					4									
2		1				1		1																17									
		1							1															6									
																								1									
																								3									
																								8									
																								1									
[illegible]	18	2	3	1		16	13	3	6															231									

245

SCHEDULE of the whole number of Persons within the District allotted to Seneca

Names of Heads of Families	FREE WHITE PERSONS, (INCLUDING HEADS OF FAMILIES.) — MALES: Under five years of age	Of five and under ten	Of ten and under fifteen	Of fifteen and under twenty	Of twenty and under thirty	Of thirty and under forty	Of forty and under fifty	Of fifty and under sixty	Of sixty and under seventy	Of seventy and under eighty	Of eighty and under ninety	Of ninety and under one hundred	Of one hundred years	FEMALES: Under five years of age	Of five and under ten	Of ten and under fifteen	Of fifteen and under twenty	Of twenty and under thirty	Of thirty and under forty	Of forty and under fifty	Of fifty and under sixty	Of sixty and under seventy	Of seventy and under eighty	Of eighty and upwards	Of ninety and upwards	Of one hundred
	under 5	5 to 10	10 to 15	15 to 20	20 to 30	30 to 40	40 to 50	50 to 60	60 to 70	70 to 80	80 to 90	90 to 100	100, &c.	under 5	5 to 10	10 to 15	15 to 20	20 to 30	30 to 40	40 to 50	50 to 60	60 to 70	70 to 80	80 to 90	90 to 100	
Hancuston Jones	1					1								2	1	1			1							
Barrick						1								1	1			1								
John Hunt						1								2	1			1								
Elizabeth Daniel																	1	1		1						
Mathew Edwards		1		1	1			1									1			2						
Wiley Jones					1														1							
Freemon D Cardin	1				1	1								1			1	1			1					
D. A. Edwards	3				1										1			1								
William Moore				1	1												1									
John Monroe			2				1													1						
Meredith Mercer	1	2	2	2				1					—	2			1		1							
Phillip Peterson				1					1										1							
Luke H. Smith	1	1	1	2			1							2				1								
John Gentry	1	2				1											1	1		1						
Joseph Trotter			1		1									1	1			1								
Lorenzo D Monroe					1									1			1									
John Padgett					1																					
Seth Cotton	3	1				1	1										1									
Josiah Saucer					1				1								1									
Richard Flaton	1				1									1	2	1		1								
Benjamin Gossett	2				5	1			1							2		1								
Hezekiah Gentry	1		1		1													1								
Jasper Morgan			1				1										2	1		1						
William Elliott					3											2					1					
Ethniel Mears	2	1			1	1								1				2								
Robert Elliott		1		1			1									1										
Ethelbert Peterson					1												1									
William Pearl		1	1	2				1							2	1			1							
	17	10	9	10	20	9	4	4	2					14	9	10	8	12	6	3	5	2				

SLAVES. MALES.						SLAVES. FEMALES.						FREE COLORED PERSONS. MALES.						FREE COLORED PERSONS. FEMALES.						TOTAL.	WHITE persons included in the foregoing.					SLAVES AND COLORED PERSONS, included in foregoing.				
Under 14	14 to 25	25 to 45	45 to 100	100, &c.		Under 14	14 to 25	25 to 45	45 to 100	100, &c.		Under 10	10 to 24	24 to 36	36 to 55	55 to 100	100, &c.	Under 10	10 to 24	24 to 36	36 to 55	55 to 100	100, &c.		Under 14	14 to 25	25 to 45	45 to 100	100, &c.	Under 14	14 to 25	25, &c.	
9	5	3				4	4	5																33								
	1	1					2																	8								
2	1						1																	9								
1																								4								
									1															3								
	3							1																9								
							1																	11								
	1																							3								
	3					2		2																4								
																								11								
2						1	2	1																12								
																								3								
		1						1																10								
																								1								
1						1																		1								
																								1								
																								7								
																								2								
																								1								
2	1	1	1			1	4																	22								
																								4								
	1																							1								
																								6								
	1						1																	10								
1		1					1																	1								
																								2								
						1		1																14								
14	7	2				10	16	7	2	1														234								

(No. 4.) 246

SCHEDULE of the whole number of Persons within the Division allotted to Samuel

Names of Counties, City, Ward, Town, Township, Parish, Precinct, Hundred, or District.	NAMES OF HEADS OF FAMILIES.	FREE WHITE PERSONS, (INCLUDING HEADS OF FAMILIES.) MALES. Under five years of age	Of five and under ten	Of ten and under fifteen	Of fifteen and under twenty	Of twenty and under thirty	Of thirty and under forty	Of forty and under fifty	Of fifty and under sixty	Of sixty and under seventy	Of seventy and under eighty	Of eighty and under ninety	Of ninety and under one hundred	Of one hundred and upwards	FEMALES. Under five years of age	Of five and under ten	Of ten and under fifteen	Of fifteen and under twenty	Of twenty and under thirty	Of thirty and under forty	Of forty and under fifty	Of fifty and under sixty	Of sixty and under seventy	Of seventy and under eighty	Of eighty and under ninety	Of ninety and under one hundred
		under 5	5 to 10	10 to 15	15 to 20	20 to 30	30 to 40	40 to 50	50 to 60	60 to 70	70 to 80	80 to 90	90 to 100	100, &c.	under 5	5 to 10	10 to 15	15 to 20	20 to 30	30 to 40	40 to 50	50 to 60	60 to 70	70 to 80	80 to 90	90 to 100
Randolph County	Thomas M Cardin						1												1		1					
	Thomas Rollins					2									2				1							
	William J Williams					1																				
	Hudson Hardin	1	2					1							1	2	1			1						
	William H Barton					2																				
	Joseph Day	2				1		1							1	1	2			1						
	William Catton									1														1		
	Gilbeard Smith		1				1								1	1	1		1	1						
	William Neaves			1						1													1			
	Benjamin Meligan	1	1	1	1		1												1	1						
	James Singelton					1												1								
	Jacob Stephens	1	1					1							1	1			1							
	Thomas Carniway	1	1				1													1						
	Tilman S White	1	1	1			2								1		1	1		1						
	Richard Foster								1																	
	David Goddin	2	1				1								2	2				1						
	John Rice	1	1				1								1				1							
	Isham Phillips	3	2			1		1									3			1						
	James Askew	1				1									1	2	1		1							
	Joseph Harrison	1			2	1		1								2	1				1					
	William Parrish							1							1	1	2				1					
	Calvin Teal	1				1											1									
	George Stubbs	3	1		2			1									1	1	1		1					
	Henry G. Ezell	2	1	1				1								1					1					
	Derrel D. Bridges		1	2					1							1	1	1			1					
	Clark Sanders							1									1				1					
	Ira E. Weaver						1												1							
	Benjamin Hill			1		1			1								1					1				
		21	14	7	5	12	9	9	3	2					12	14	17	4	9	8	7	1	1	1		

SLAVES.												FREE COLORED PERSONS.												TOTAL.	WHITE PERSONS included in the foregoing.					SLAVES AND COLORED PERSONS included in foregoing.			
MALES.						FEMALES.						MALES.						FEMALES.															
Under 10 years of age.	Of 10 and under 24.	Of 24 and under 36.	Of 36 and under 55.	Of 55 and under 100.	Of 100 and upwards.	Under 10 years of age.	Of 10 and under 24.	Of 24 and under 36.	Of 36 and under 55.	Of 55 and under 100.	Of 100 and upwards.	Under 10 years of age.	Of 10 and under 24.	Of 24 and under 36.	Of 36 and under 55.	Of 55 and under 100.	Of 100 and upwards.	Under 10 years of age.	Of 10 and under 24.	Of 24 and under 36.	Of 36 and under 55.	Of 55 and under 100.	Of 100 and upwards.		Who are Deaf and Dumb under 14 years of age.	Who are Deaf and Dumb of the age of 14 and upwards.	Who are Blind.	Who are Deaf and Dumb and Blind.	Who are Deaf and Dumb under 14 years of age.	Who are Deaf and Dumb of the age of 14 and upwards.	Who are Blind.
																									under 14	14 to 25	26, &c.			under 14	14 to 25	26, &c.	
1	1					3	1	1																13								
						1																		6								
																								1								
1	2	1				1		1																9								
																								8								
																								5								
																								2								
																								1								
1							1																	5								
																								1								
																								2								
																								6								
																								4								
								1																9								
																								5								
2							1	1		1														14								
																								9								
																								6								
																								3								
																								1								
																								5								
																								3								
																								2								
																								5								
5	1					5	3	4		1														191								

(No. 4.)

247

SCHEDULE of the whole number of Persons within the Division allotted to Samuel

Name of County, City, Ward, Town, Township, Parish, Precinct, Hundred, or District.	NAMES or HEADS OF FAMILIES.	FREE WHITE PERSONS, (INCLUDING HEADS OF FAMILIES.) MALES. Under five years of age.	Of five and under ten.	Of ten and under fifteen.	Of fifteen and under twenty.	Of twenty and under thirty.	Of thirty and under forty.	Of forty and under fifty.	Of fifty and under sixty.	Of sixty and under seventy.	Of seventy and under eighty.	Of eighty and under ninety.	Of ninety and under one hundred.	Of one hundred and upwards.	FEMALES. Under five years of age.	Of five and under ten.	Of ten and under fifteen.	Of fifteen and under twenty.	Of twenty and under thirty.	Of thirty and under forty.	Of forty and under fifty.	Of fifty and under sixty.	Of sixty and under seventy.	Of seventy and under eighty.	Of eighty and under ninety.	Of ninety and under one hundred.
		under 5	5 to 10	10 to 15	15 to 20	20 to 30	30 to 40	40 to 50	50 to 60	60 to 70	70 to 80	80 to 90	90 to 100	100, &c.	under 5	5 to 10	10 to 15	15 to 20	20 to 30	30 to 40	40 to 50	50 to 60	60 to 70	70 to 80	80 to 90	90 to 100
Randolph County	William Sallis		1			1									3				1							
	Alexander Kelly					1													1							
	Sampson Bell		1			2									2				1							
	Dicke W. Jackson					1									2			1								
	Pleasant Coker		1	2	2											1		1		1						
	James Foreman					1									2	1			1							
	Ezkiel White	1					1				1				1				1							
	James R. Moore	1					1									2			1							
	Riddick Bell								1									2				1				
	Samuel Sampler					3			1						2			1								
	Dickin Nickelson	1	1	1	1		1		1						1	1		1			1					
	John McMiket	2		1	1		1									2			1							
	Joel S. Johnson					2																1				
	Oliver Griffith	2			1		1	1							1	1			1		1					
	Lewis Gregory	1				1													1							
	Eli Grier			1		1												1	1			1				
	James Miller	1	1						1						2		1			1						
	Abner Fillingame	3	1				1												3							
	Thomas Williams									1											1					
	Wilmouth Whatley	1	1	1			1										1			1						
	William H. Dismukes	1		2			1								2	3				1						
	Stephen Powell	1	1				1									1	1			1						
	James Gachet					1																				
	Thomas Willis	1			1		1									1	2			1						
	John Cooper		1			2			1							1	1	2		1						
	Sampson L. Lampkin	1				1												1								
	Thomas M. Calhoun						1										1			1						
	Alexander Martin				1														1							
		17	9	8	7	17	11	1	5	1	1				18	14	7	10	14	8	3	3				

SLAVES.												FREE COLORED PERSONS.												TOTAL.	WHITE PERSONS included in the foregoing.					SLAVES AND COLORED PERSONS, included in foregoing.			
MALES.						FEMALES.						MALES.						FEMALES.															
[illegible]	Of ten and under twenty-four.	Of twenty-four and under thirty-six.	Of thirty-six and under fifty-five.	Of fifty-five and under one hundred.	Of one hundred and upwards.	Under ten years of age.	Of ten and under twenty-four.	Of twenty-four and under thirty-six.	Of thirty-six and under fifty-five.	Of fifty-five and under one hundred.	Of one hundred and upwards.	Under ten years of age.	Of ten and under twenty-four.	Of twenty-four and under thirty-six.	Of thirty-six and under fifty-five.	Of fifty-five and under one hundred.	Of one hundred and upwards.	Under ten years of age.	Of ten and under twenty-four.	Of twenty-four and under thirty-six.	Of thirty-six and under fifty-five.	Of fifty-five and under one hundred.	Of one hundred and upwards.		Who are Deaf and Dumb, under fourteen years of age.	Who are Deaf and Dumb, of the age of fourteen and under twenty-five.	Who are Deaf and Dumb, of the age of twenty-five and upwards.	Who are Blind.	ALBINOS—Predominant tests.	Who are Deaf and Dumb, under fourteen years of age.	Who are Deaf and Dumb, of the age of fourteen and under twenty-five.	Who are Deaf and Dumb, of the age of twenty-five and upwards.	Who are blind.
[illegible]	10 to 24	24 to 36	36 to 55	55 to 100	100, &c.	under 10	10 to 24	24 to 36	36 to 55	55 to 100	100, &c.	under 10	10 to 24	24 to 36	36 to 55	55 to 100	100, &c.	under 10	10 to 24	24 to 36	36 to 55	55 to 100	100, &c.		under 14	14 to 25	25, &c.			under 14	14 to 25	25, &c.	
																								6									
																								2									
																								6									
																								4									
																								8									
	1																							6									
							1			1														7									
																								5									
																								4									
2	3					1	2																	14									
																								10									
																								8									
																			1					3									
																								9									
																								3									
2	1	1						1																10									
		1																						8									
																								8									
							1																	3									
																								6									
	1						2																	13									
																								6									
1	3	2		1		1	1	1	1															12									
																								7									
																								9									
																								3									
																								3									
																								2									
	8	4		1		2	7	2	1	1														185									

(No. 4.)

148

SCHEDULE of the whole number of Persons within the District allotted to Samuel

Name of County, City, Ward, Township, Parish, Precinct, or District.	NAMES of HEADS OF FAMILIES.	FREE WHITE PERSONS, (INCLUDING HEADS OF FAMILIES) — MALES														FREE WHITE PERSONS, (INCLUDING HEADS OF FAMILIES) — FEMALES												SLAVES												FREE COLORED PERSONS											
		Under 5 years of age	5 and under 10	10 and under 15	15 and under 20	20 and under 30	30 and under 40	40 and under 50	50 and under 60	60 and under 70	70 and under 80	80 and under 90	90 and under 100	100 and upwards		Under 5 years of age	5 and under 10	10 and under 15	15 and under 20	20 and under 30	30 and under 40	40 and under 50	50 and under 60	60 and under 70	70 and under 80	80 and under 90	90 and under 100	100 and upwards		Under 14 years of age	14 and under 26	26 and under 45	45 and upwards							Under 14 years of age	14 and under 26	26 and under 45	45 and upwards				
		under 5	5 to 10	10 to 15	15 to 20	20 to 30	30 to 40	40 to 50	50 to 60	60 to 70	70 to 80	80 to 90	90 to 100	100, &c.		under 5	5 to 10	10 to 15	15 to 20	20 to 30	30 to 40	40 to 50	50 to 60	60 to 70	70 to 80	80 to 90	90 to 100	100, &c.																					
	Coleman Mimy	1	2				1									1					1																											
	John Cook	3	1	1			1										1				1																											
	Henry Summerlin	1			1		1										1	1			1																											
	Nathan Brady	1		1			1	1													1																											
	David J. Brady					1																																										
	Joseph G.W. Brady					1																																										
	John McJacobs	1					1									1	1				1																											
	Reben Horton	1				2	2									1		1	1																											
	Samis Pickett				1	1		1								2		1	1	1																											
	Samuel McBride	1				1		1								1				1																											
	William Averitt	1				1														1																											
	Dempsey Cook	1				2														1																											
	William P Wynn	1					2													1																											
	Daniel McLeod				1	2		1										2	1			1																											
	Jamis Boykin		1				2									1		2	1		1																											
	Josiah Culpepper					1																																										
	Allen Cook				1	1														1																											
	Spencer Shropshire		2	2	1			1														1																											
	Phillip Copsey			1			1									2	1				1																											
	John Copsey				1	1																																										
	Hardy Stephenson		2					1								2		1	3		1																											
	Moses Spier						1									1				1																											
	Mathew Brooks							1										1																													
	James Duff							1																																								
	Reuben Smithwick	1	2	1					1										1			1																											
	Tollivilon Brooks				1														1																													
	Willy Murphey	2					1										2			1																											
	Abdallamy Smith					1													1																													
		15	10	6	7	15	14	6	3							12	6	9	13	9	4	2	3																									

SLAVES. MALES. Under 10 years of age	10 to 24	24 to 36	36 to 55	55 to 100	100, &c.	FEMALES. Under 10 years of age	10 to 24	24 to 36	36 to 55	55 to 100	100, &c.	FREE COLORED PERSONS. MALES. Under 10 years of age	10 to 24	24 to 36	36 to 55	55 to 100	100, &c.	FEMALES. Under 10 years of age	10 to 24	24 to 36	36 to 55	55 to 100	100, &c.	TOTAL	WHITE PERSONS included in the foregoing. Under 14 years of age	14 to 25	26, &c.	ALIENS not naturalized	SLAVES AND COLORED PERSONS, included in foregoing. Under 14 years of age	14 to 26	26, &c.
																								6						
																								5						
																								6						
																								6						
																								1						
																								1						
5	12	2				3	8	2																5						
																								8						
																								6						
11	7	5	2			7	10	5	3															63						
																								1						
6	4	3	2			8	1	3	3															32						
																								1						
																								6						
	1																							4						
																								10						
2	2	1				2	1	2																13						
																								3						
4	9	5	6			4	3	6	1															38						
	2																							2						
																								2						
																								6						
						1																		3						
36	15	10				27	24	21	7															302						

(No. 4.)

249

SCHEDULE of the whole number of Persons within the Division allotted to Samuel

Name of County, City, Ward, Town, Township, Parish, Precinct, Hundred, or District.	NAMES or HEADS OF FAMILIES.	FREE WHITE PERSONS, (INCLUDING HEADS OF FAMILIES.) MALES. Under five years of age.	Of five and under ten.	Of ten and under fifteen.	Of fifteen and under twenty.	Of twenty and under thirty.	Of thirty and under forty.	Of forty and under fifty.	Of fifty and under sixty.	Of sixty and under seventy.	Of seventy and under eighty.	Of eighty and under ninety.	Of ninety and under one hundred.	Of one hundred and upwards.	FEMALES. Under five years of age.	Of five and under ten.	Of ten and under fifteen.	Of fifteen and under twenty.	Of twenty and under thirty.	Of thirty and under forty.	Of forty and under fifty.	Of fifty and under sixty.	Of sixty and under seventy.	Of seventy and under eighty.	Of eighty and under ninety.	Of ninety and under one hundred.
		under 5	5 to 10	10 to 15	15 to 20	20 to 30	30 to 40	40 to 50	50 to 60	60 to 70	70 to 80	80 to 90	90 to 100	100, &c.	under 5	5 to 10	10 to 15	15 to 20	20 to 30	30 to 40	40 to 50	50 to 60	60 to 70	70 to 80	80 to 90	90 to 100
Randolph County	Absalom Weaver	1				1											1		1							
	Daniel Wiggs	1			3			1								1				1						
	James G. Saulsbury			1	2	1	1												2							
	Robert Sharp					1			1										1							
	Samuel Scott						1												1							
	James Parrimon	2						1							1	2			1							
	James Grier						1												1							
	W. M. Gray					1									2			1								
	Mary Cook				2	2																1				
	Henry P. Gibson					2					1															
	John G. Cowan	1				1													1							
	John Spears				1			1									1			1						
	Thurrard Clawling	1				2									1			1			1					
	John W. Linden	1	1				1								1				1							
	William Wilgard	1	2					1							1		1			1						
	Asa Tyner	2				1													1							
	Isaac K. Jackson					1				1												1				
	Jacy Dumpler														1					1			1			
	Washington Manley					1									1			1								
	John Manley						1																			
	Isaac Daniel					1																				
	Sea Parker			1		2			1									1				1				
	Jonathan F. Bridgers			1		2		1											1		1					
	George Banks	1		2			1								2	2				1						
	Mark Elmore	1		1	2		1									1				1						
	Mikel McKinny				1				1												1					
	Baerial Davis		1				1								3	1	2			1						
	Stephen Lunday	2	2		2	1	1												1			1				
		14	6	6	13	20	10	5	3	1	1				13	7	5	4	12	7	3	4	1			

0502

| | | |

[illegible] of the whole number of Persons within the Division allotted to Sam[illegible]

Name of Township, Town, Parish, Precinct, Hundred, or District	Names of Heads of Families	Males: Under five years of age	Males: Of five and under ten	Males: Of ten and under fifteen	Males: Of fifteen and under twenty	Males: Of twenty and under thirty	Males: Of thirty and under forty	Males: Of forty and under fifty	Males: Of fifty and under sixty	Males: Of sixty and under seventy	Males: Of seventy and under eighty	Males: Of eighty and under ninety	Males: Of ninety and under one hundred	Males: Of one hundred and upwards	Females: Under five years of age	Females: Of five and under ten	Females: Of ten and under fifteen	Females: Of fifteen and under twenty	Females: Of twenty and under thirty	Females: Of thirty and under forty	Females: Of forty and under fifty	Females: Of fifty and under sixty	Females: Of sixty and under seventy	Females: Of seventy and under eighty	Females: Of eighty and under ninety	Females: Of ninety and under one hundred
		under 5	5 to 10	10 to 15	15 to 20	20 to 30	30 to 40	40 to 50	50 to 60	60 to 70	70 to 80	80 to 90	90 to 100	100, &c.	under 5	5 to 10	10 to 15	15 to 20	20 to 30	30 to 40	40 to 50	50 to 60	60 to 70	70 to 80	80 to 90	90 to 100
Randolph County	John Burton	1				1									1	1	1		1							
	William Britt						1								1				1							
	Elisha Cushing						1								1					1						
	Hiram Adair		1	1			1								2		1			1						
	William Stuckey		1		2				1										1			1				
	Jane Runnelds	1			1					1												1				
	Mary Davis				1											1	2				1					
	McLammy Hilelburg	1		1				1							1			1			1				1	
	Allen Jencks		2				1													1						
	Charlotte Johnson				1														1	1			1			
	Isaac Coleman	2				1													1							
	Robert Kelly	2	2	1	2		1													1						
	Benjamin Hart	1	1		1			1							1	1	2			1						
	Glen Jerman	1				1									1				1							
	John A. Wolder	1				1									2				1							
	William McWarters					1									1			1								
	Hiram House						1											1								
	Jasper Hicks				1														1							
	Allen Ashburn	1					1								1	1				1						
	John Massey	1				1	1								1	1			1							
	Kennedy Donnard	1	2				1								1	1	1		1							
	Riley Stewart					1									1			1								
	Samuel Williams	3					1												1							
		16	9	3	9	7	10	2	1	1					15	6	7	4	11	7	2	2	1		1	

SLAVES. MALES. Of ten and under	Of ten and under twenty-four	Of twenty-four and under thirty-six	Of thirty-six and under forty-three	Of forty-three and one hundred	Of one hundred and upwards.	SLAVES. FEMALES. Under ten years of age	Of ten and under twenty-four	Of twenty-four and under thirty-six	Of thirty-six and under forty-three	Of forty-three and one hundred	Of one hundred and upwards.	FREE COLORED PERSONS. MALES. Under ten years of age	Of ten and under twenty-four	Of twenty-four and under thirty-six	Of thirty-six and under forty-three	Of forty-three and one hundred	Of one hundred and upwards.	FREE COLORED PERSONS. FEMALES. Under ten years of age	Of ten and under twenty-four	Of twenty-four and under thirty-six	Of thirty-six and under forty-three	Of forty-three and one hundred	Of one hundred and upwards.	TOTAL.	WHITE PERSONS included in this Enumeration. Whose Head of Family under fifteen years of age	Whose Head of Family is between fifteen and twenty-five	Whose Head of Family is twenty-five and upwards	Whose Head of Family is absent	ALIENS—not naturalized	SLAVES AND COLORED PERSONS, included in Enumeration. Whose Head of Family under fifteen years of age	Whose Head of Family is between fifteen and twenty-five	Whose Head of Family is twenty-five and upwards	Whose Head of Family is absent
	1					1	1																	6	1						
																								7	1						
																								3	1						
																								7	1						
																								6	1						
1		1				2																		9	1						
																								5	1						
																								7	1		1				
																								4	1						
																								4	1						
																								4	1						
																								3	1						
																								3	1						
																								4	1						
																								5	1						
																								3	1						
																								2	1						
																								2	1						
																								5	1						
																								7	1						
1	1	1				4		2	1															10	1						
																								3	1						
4	4	1				8	4	4																31	1						
7	6	1	1			15	5	6	1															165	1		1				

251

[illegible] of the whole number of Persons within the Division allotted to

Name of County, City, Ward, Town, Township, Parish, Precinct, Hundred, or District.	NAMES OF HEADS OF FAMILIES.	FREE WHITE PERSONS, (INCLUDING HEADS OF FAMILIES.) MALES. Under five years of age.	Of five and under ten.	Of ten and under fifteen.	Of fifteen and under twenty.	Of twenty and under thirty.	Of thirty and under forty.	Of forty and under fifty.	Of fifty and under sixty.	Of sixty and under seventy.	Of seventy and under eighty.	Of eighty and under ninety.	Of ninety and under one hundred.	Of one hundred and upwards.	FEMALES. Under five years of age.	Of five and under ten.	Of ten and under fifteen.	Of fifteen and under twenty.	Of twenty and under thirty.	Of thirty and under forty.	Of forty and under fifty.	Of fifty and under sixty.	Of sixty and under seventy.	Of seventy and under eighty.	Of eighty and under ninety.	Of ninety and under one hundred.
		under 5	5 to 10	10 to 15	15 to 20	20 to 30	30 to 40	40 to 50	50 to 60	60 to 70	70 to 80	80 to 90	90 to 100	100, &c.	under 5	5 to 10	10 to 15	15 to 20	20 to 30	30 to 40	40 to 50	50 to 60	60 to 70	70 to 80	80 to 90	90 to 100

The Number of Persons within my Division Consisting of
807 white Males
701 white fee Males
334 male Slaves
328 fee male Slaves
1 male free person of Colour
Total 2171 Among them are one Two blind white fee males
Appears in the foregoing Schedule Subscribed by me this 24th day of October in the year one thousand Eight hundred and thirty

Saml Williams
Assistant to the Marshal
of the Dist of Georgia

We hereby certify that a correct copy of the above schedule signed by the said Samuel Williams assistant has been set up at two of the most public places within the Division of to the inspection of all Concern

Jo. M. A. Cato
Thos. Pate

[illegible] of Duly Authenticated Returns of the Federal District (or Territory) of Virginia

SLAVES. MALES. Under ten years of age	SLAVES. MALES. Of ten and under twenty-four	SLAVES. MALES. Of twenty-four and under thirty-six	SLAVES. MALES. Of thirty-six and under fifty-five	SLAVES. MALES. Of fifty-five and under one hundred	SLAVES. MALES. Of one hundred and upwards	SLAVES. FEMALES. Under ten years of age	SLAVES. FEMALES. Of ten and under twenty-four	SLAVES. FEMALES. Of twenty-four and under thirty-six	SLAVES. FEMALES. Of thirty-six and under fifty-five	SLAVES. FEMALES. Of fifty-five and under one hundred	SLAVES. FEMALES. Of one hundred and upwards	FREE COLORED PERSONS. MALES. Under ten years of age	FREE COLORED PERSONS. MALES. Of ten and under twenty-four	FREE COLORED PERSONS. MALES. Of twenty-four and under thirty-six	FREE COLORED PERSONS. MALES. Of thirty-six and under fifty-five	FREE COLORED PERSONS. MALES. Of fifty-five and under one hundred	FREE COLORED PERSONS. MALES. Of one hundred and upwards	FREE COLORED PERSONS. FEMALES. Under ten years of age	FREE COLORED PERSONS. FEMALES. Of ten and under twenty-four	FREE COLORED PERSONS. FEMALES. Of twenty-four and under thirty-six	FREE COLORED PERSONS. FEMALES. Of thirty-six and under fifty-five	FREE COLORED PERSONS. FEMALES. Of fifty-five and under one hundred	FREE COLORED PERSONS. FEMALES. Of one hundred and upwards	TOTAL.	WHITE PERSONS included in the foregoing. Free Males and Females, under fourteen years of age.	WHITE PERSONS included in the foregoing. Free Males and Females, of fourteen and under twenty-five.	WHITE PERSONS included in the foregoing. Free Males and Females, of twenty-five and upwards.	WHITE PERSONS included in the foregoing. Aliens.	SLAVES AND COLORED PERSONS, included in foregoing. Slaves and Free Colored Persons, under fourteen years of age.	SLAVES AND COLORED PERSONS, included in foregoing. Slaves and Free Colored Persons, of fourteen and under twenty-five.	SLAVES AND COLORED PERSONS, included in foregoing. Slaves and Free Colored Persons, of twenty-five and upwards.	SLAVES AND COLORED PERSONS, included in foregoing. Slaves.
under 10	10 to 24	24 to 36	36 to 55	55 to 100	100, &c.	under 10	10 to 24	24 to 36	36 to 55	55 to 100	100, &c.	under 10	10 to 24	24 to 36	36 to 55	55 to 100	100, &c.	under 10	10 to 24	24 to 36	36 to 55	55 to 100	100, &c.		under 14	14 to 25	25, &c.		under 14	14 to 25	25, &c.
795	336	63	26	4	0	734	60	63	21	10	0	0	0	0	0	1	0	0	1	0	0	0	0	0	2191	1	1	1	1	1	1	1

Recapitulation

White Males	809	Slaves, Male	384	Free Males	1
Do Females	701	Do Females	338	Do Females	0
	1510		722		1

Gen. Total 2191

Total Slaves & Blacks

(No. 4) 252

SCHEDULE of the whole number of Persons within the Division allotted to

Name of County, City, Ward, Town, Township, Parish, Precinct, Hundred, or District.	NAMES OF HEADS OF FAMILIES.	FREE WHITE PERSONS, (INCLUDING HEADS OF FAMILIES.) MALES. Under five years of age.	Of five and under ten.	Of ten and under fifteen.	Of fifteen and under twenty.	Of twenty and under thirty.	Of thirty and under forty.	Of forty and under fifty.	Of fifty and under sixty.	Of sixty and under seventy.	Of seventy and under eighty.	Of eighty and under ninety.	Of ninety and under one hundred.	Of one hundred and upwards.	FEMALES. Under five years of age.	Of five and under ten.	Of ten and under fifteen.	Of fifteen and under twenty.	Of twenty and under thirty.	Of thirty and under forty.	Of forty and under fifty.	Of fifty and under sixty.	Of sixty and under seventy.	Of seventy and under eighty.	Of eighty and under ninety.	Of ninety and under one hundred.	Of one hundred and upwards.
		under 5	5 to 10	10 to 15	15 to 20	20 to 30	30 to 40	40 to 50	50 to 60	60 to 70	70 to 80	80 to 90	90 to 100	100, &c.	under 5	5 to 10	10 to 15	15 to 20	20 to 30	30 to 40	40 to 50	50 to 60	60 to 70	70 to 80	80 to 90	90 to 100	100, &c.
	Aggregate	171	104	73	89	164	111	49	32	17	2	0	0	0	173	104	89	80	122	64	32	28	5	2	2	0	[illegible]

Redwood Co. Ky

Total 11644 – Correct

Examined Corrected

by [illegible]

40 Sheets
3 Recap.

Census of Richmond County

1830

40 Sheets

B 1

(No. 4.)

253

SCHEDULE of the whole number of Persons within the Division allotted to [illegible]

Name of County, City, Ward, Town, Township, Parish, Precinct, Hundred, or District.	NAMES or HEADS OF FAMILIES.	FREE WHITE PERSONS, (INCLUDING HEADS OF FAMILIES.) MALES. Under five years of age.	Of five and under ten.	Of ten and under fifteen.	Of fifteen and under twenty.	Of twenty and under thirty.	Of thirty and under forty.	Of forty and under fifty.	Of fifty and under sixty.	Of sixty and under seventy.	Of seventy and under eighty.	Of eighty and under ninety.	Of ninety and under one hundred.	Of one hundred and upwards.	FEMALES. Under five years of age.	Of five and under ten.	Of ten and under fifteen.	Of fifteen and under twenty.	Of twenty and under thirty.	Of thirty and under forty.	Of forty and under fifty.	Of fifty and under sixty.	Of sixty and under seventy.	Of seventy and under eighty.	Of eighty and under ninety.	Of ninety and under one hundred.
		under 5	5 to 10	10 to 15	15 to 20	20 to 30	30 to 40	40 to 50	50 to 60	60 to 70	70 to 80	80 to 90	90 to 100	100, &c.	under 5	5 to 10	10 to 15	15 to 20	20 to 30	30 to 40	40 to 50	50 to 60	60 to 70	70 to 80	80 to 90	90 to 100
City of	Joshua Danforth			2					1							1					1					
Augusta	Martha Arthur			1	2															1						
1st Ward	Judah Bennyfield																									
	Lewis Leon	1	1					1								1	1	1		1						
	Robert Stallings	1				1									1				1							
	Augusta Pandry		1	2	2			1												1						
	Walter Knight			3	1	1	1										1			1						
	John Thomas Slaney																									
	John Lewis							1	1																	
	Hannah Stewart					1																1				
	William Bacon					1												1								
	Susannah Littleton																			1						
	Robert McCombs									1																
	Martha Combs																	1	1							
	Betsey Keating					1																				
	James Mannahan					1									1	2		1								
	Robert Jones								1																	
	John Flether							1										1				1				
	Nicanor Jones	2	1												1					1						
	Hiram Grubbs	1					1								1		1		1							
	Mrs. Beall's Slaney																									
	David Smith	1			1				1									1		1						
	Mrs. Cantelon's Slaney											1														
	William Jackson's Slaney																									
	Elisha Owens	1		1				1							2							1				
	Thomas Brune	1	2	1				1									2				1					
	Mr. Pettis & Taliaferro's Slaney																									
		8	5	10	6	5	2	6	4	1					6	4	5	6	3	7	2	3				

B 1 8

B I L S

U. S. Publishing Co. by the Northwestern News Agency | District (or Territory) of Virginia | 335 | 253

SLAVES. (Returned to Slave Owners.) MALES: Under 10 years of age	10 to 24	24 to 36	36 to 55	55 to 100	100 and upwards	FEMALES: Under 10 years of age	10 to 24	24 to 36	36 to 55	55 to 100	100 and upwards	FREE COLORED PERSONS. MALES: Under 10 years of age	10 to 24	24 to 36	36 to 55	55 to 100	100 and upwards	FEMALES: Under 10 years of age	10 to 24	24 to 36	36 to 55	55 to 100	100 and upwards	TOTAL.	Deaf and Dumb, between the ages of 14 and 25	Blind	Idiots	Insane	Deaf and Dumb, under the age of 14	Blind	Idiots	Insane
1	1		1			X	1											1	3		1	1		10								
																								10								
						X				1	1							1	3		1	1		9								
						1	1																	9								
	1					1																		6								
	1					1	1																	10								
		1						1																10								
1			1											1										3								
	1																							3								
1							1																	11								
1	X																							3								
														1										2								
2	4	X	1			6	6	3	1	2														38								
									1															3								
		2				1			1	X		1	2					2		1				11								
																								5								
									1	X														2								
1																								11								
																								5								
																								5								
									1	X														1								
						1	1	1		1														10								
1																								6								1
		1	X				✓		1															1								
									1															17								
2	1	1				3	2	X	1															8								
																								2								
									2																							
7	5	5	5		11	14	5	18	3		3	4		2		1		1	5		2	1		191								

B 2

254

SCHEDULE of the whole number of Persons which [illegible] allotted to [illegible]

Name of Country, Ward, Town, Township, Parish, Precinct, Hundred, or District	NAMES OF HEADS OF FAMILIES	MALES: Under five years of age	MALES: Of five and under ten	MALES: Of ten and under fifteen	MALES: Of fifteen and under twenty	MALES: Of twenty and under thirty	MALES: Of thirty and under forty	MALES: Of forty and under fifty	MALES: Of fifty and under sixty	MALES: Of sixty and under seventy	MALES: Of seventy and under eighty	MALES: Of eighty and under ninety	MALES: Of ninety and under one hundred	MALES: Of one hundred and upwards	FEMALES: Under five years of age	FEMALES: Of five and under ten	FEMALES: Of ten and under fifteen	FEMALES: Of fifteen and under twenty	FEMALES: Of twenty and under thirty	FEMALES: Of thirty and under forty	FEMALES: Of forty and under fifty	FEMALES: Of fifty and under sixty	FEMALES: Of sixty and under seventy	FEMALES: Of seventy and under eighty	FEMALES: Of eighty and under ninety	FEMALES: Of ninety and under one hundred
		under 5	5 to 10	10 to 15	15 to 20	20 to 30	30 to 40	40 to 50	50 to 60	60 to 70	70 to 80	80 to 90	90 to 100	100, &c.	under 5	5 to 10	10 to 15	15 to 20	20 to 30	30 to 40	40 to 50	50 to 60	60 to 70	70 to 80	80 to 90	90 to 100
City of	John Guimarin's Slaves																									
Augusta	Phereba Jackson															X			1	X		1				
1st Ward	William Moody	2		1			1									1				1						
	James Philpot		1	2	1		1								1	1			1	X						
	Sarah Cairns																									
	Thomas Phillips				1	2									1		1		1	1		1				
	Sarah Watson																		1	1						
	Rachel Chauss																									
	Daniel Fudge						1										1	1		1						
	John Marshall		1	1					1								1	2			1					
	Colin Horn					2											1		4		1					
	Edmund Martin		2	1	1			1							2	1				1						
	D. Kirkpatrick	1	1		1		3											1								
	Henry Timm		1							1					1	1	1			1						
	John English					2												1	1							
	Olivia T. Boulware					2													1							
	Edward Henderson	1	1			1		1								1					1					
	M. W. Warren's Slaves																									
	Mrs Bialls' Slaves																									
	Mrs Barrett's Slaves																									
	S. Refo	1	1					1							1		1			1						
	M. — Brown's Slaves					1																				
	Amelia Buggs Slaves																									
	Widow Leigh	2			2	1												1	2	1			1			
	David West		1	1					1						2	2			1		1					
	W. P. Bagley		1			1									1	1			1	1						
	Frances Henly						1												1							
	Jas. W. Meredith		2		1	3		1							1		3				1					
		7	12	6	7	15	7	4	2	1					10	8	9	6	15	9	5	2	1			

B 2

F Ben's [illegible] Persons with [illegible] Districts (or Townships) of [illegible]

1850 2

254

SLAVES.												FREE-COLORED PERSONS.												TOTAL	WHITE persons included in the foregoing.				SLAVES AND COLORED PERSONS, included in foregoing.			
MALES.				FEMALES.						MALES.						FEMALES.															
Under 10 years of age	Of 10 and under twenty-four	Of twenty-four and under thirty-six	Of thirty-six and under forty-five	Of forty-five and upwards	Of one hundred and upwards	Under ten years of age	Of ten and under twenty-four	Of twenty-four and under thirty-six	Of thirty-six and under forty-five	Of forty-five and upwards	Of one hundred and upwards	Under ten years of age	Of ten and under twenty-four	Of twenty-four and under thirty-six	Of thirty-six and under forty-five	Of forty-five and upwards	Of one hundred and upwards		Under 14 years of age	14 to 25	25, &c.		Under 14 years of age	14 to 25	25, &c.	
			1					1	1									3									
						1		1								1		2									
																		6									
						1		1						1				10									
																1		2									
																		8			1						
																	1	2									
																		1									
																		4									
																		7									
	1																	9									
2	3	1	1				1		1									18									
	5	26	1			2	3		1				2			1		48									
1	1		1			3	1											12									
							1											5									
2	8						1		1									15									
	2	1	1			1		1										12									
																		6									
																		2									
																		5									
																		8									
																		5									
																		4									
																		11									
																		9									
																		9									
2	4								2									7									
	1			2					1				3			1	1	1	246		1						
23	28	5	3		13	10	5	8	8																		

B 3

(No. 4.)

255

SCHEDULE of (the whole number of) Persons within the Division allotted to [illegible]

| Name of County, City, Ward, Town, Township, Parish, Precinct, Hundred, or District. | NAMES of HEADS OF FAMILIES. | WHOLE NUMBER OF WHITE FREE PERSONS, (INCLUDING HEADS OF FAMILIES.) | | |

B 3

Fm. F. Bris ... Ward ... District (or Township) of Augusta 509

255

SLAVES.																								FREE COLORED PERSONS.																								TOTAL.	WHITE PERSONS included in this Enquiry						SLAVES AND COLORED PERSONS, included in Enquiry					
MALES.							FEMALES.												MALES.												FEMALES.																		

B 4

(No. 4.)

256

SCHEDULE of the whole number of Persons within the District allotted to J. S. Berry

Name of County, City, Ward, Town, Township, Parish, Precinct, Hundred, or District.	NAMES OF HEADS OF FAMILIES.	FREE WHITE PERSONS, (INCLUDING HEADS OF FAMILIES.) MALES. Under five years of age.	Of five and under ten.	Of ten and under fifteen.	Of fifteen and under twenty.	Of twenty and under thirty.	Of thirty and under forty.	Of forty and under fifty.	Of fifty and under sixty.	Of sixty and under seventy.	Of seventy and under eighty.	Of eighty and under ninety.	Of ninety and under one hundred.	Of one hundred and upwards.	FEMALES. Under five years of age.	Of five and under ten.	Of ten and under fifteen.	Of fifteen and under twenty.	Of twenty and under thirty.	Of thirty and under forty.	Of forty and under fifty.	Of fifty and under sixty.	Of sixty and under seventy.	Of seventy and under eighty.	Of eighty and under ninety.	Of ninety and under one hundred.	Of one hundred and upwards.
		under 5	5 to 10	10 to 15	15 to 20	20 to 30	30 to 40	40 to 50	50 to 60	60 to 70	70 to 80	80 to 90	90 to 100	100, &c.	under 5	5 to 10	10 to 15	15 to 20	20 to 30	30 to 40	40 to 50	50 to 60	60 to 70	70 to 80	80 to 90	90 to 100	100, &c.
City of	Sarah Garvin														1							2					
Augusta	Paul Kopiquet		1					1								1	1			1							
1st Ward	Mrs. U. Dugas				1				1							1				2							
	Mrs. U. Cowles		1			1													2		1						
	William H. Jones	2					1									1		1		1		1					
	Samuel Hale						1																				
	J. G. McWhorter	1	1	1	2		1	1							1		1			1							
	Thomas Walker							1																			
	H. Caffin	1				1	1									1				1							
	B. Pierce					1	1								1				1								
	James Walker					1																					
	Vincent Nayle					1	1									1				1							
	Charles Jones	1						1							1			1		1							
	John Fisher					1													1								
	John Crane					1	1		1								1		1	1							
	Richard Bland			3					1									2			1						
	Mrs. E. Liverman		2	2		3									2	2	1		2		1						
	Asaph Waterman	1							1									1		1							
	L. Walsh				1	1												1			1						
	C. Taylor	1				1									1				1								
	Nancy Thompson																	1									
	Berry Redd						1								1	2		X		1							
	Widow Henry	2			1													2			1						
	B. Abrahams					1									2				1								
	F. Kincaff		1							1											1						
	Henry Robinson						1			1										1	1						
	Oliver Reid	2	2				1								1	1	1			1							
	Mary Mondeville																1					1				1	
		11	8	6	5	13	10	4	4	2					11	10	6	9	9	13	7	4				1	

B. 4

U. F. B., [illegible] Persons [illegible] (or Territory) [illegible]

SCHEDULE [illegible]

256

Slaves: Males: Under one year of age	Of one and under twenty-five	Of twenty-five and under thirty-five	Of thirty-five and under fifty-five	Of fifty-five and under one hundred	Of one hundred and upwards	Slaves: Females: Under five years of age	Of five and under twenty-five	Of twenty-five and under thirty-five	Of thirty-five and under fifty-five	Of fifty-five and under one hundred	Of one hundred and upwards	Colored Persons: Males: Under one year of age	Of one and under twenty-five	Of twenty-five and under thirty-five	Of thirty-five and under fifty-five	Of fifty-five and under one hundred	Of one hundred and upwards	Colored Persons: Females: Under five years of age	Of five and under twenty-five	Of twenty-five and under thirty-five	Of thirty-five and under fifty-five	Of fifty-five and under one hundred	Of one hundred and upwards	Total	White persons included in the foregoing: Who are Deaf and Dumb, under fourteen years of age	Who are Deaf and Dumb, of the age of fourteen and under twenty-five	Who are Deaf and Dumb, of the twenty-five and upwards	Who are Blind	Alleged Persons included in the foregoing	Slaves and colored persons, included in foregoing: Who are Deaf and Dumb, under fourteen years of age	Who are Deaf and Dumb, of the age of fourteen and under twenty-five	Who are Blind	Alleged Persons included in the foregoing
																									under 14	14 to 25	25, &c.			under 14	14 to 25	25, &c.	
2		1	1			3		2																12									
						2	1	1		1														10									
1	1						1		1															9									
	1	1				1		1																9									
2	2	2		1			4		1															19									
3	1		6	2		2	2	2	2	1				1										23									
1		6				5	3	5	1															31									
									1															2									
										1														6									
																								4									
																								1					1				
	1								1															6									
	3	1					1	1																11									
																								2									
	3	1	3			1																		14									
2	1	1				2		2	2															17									
	1					1	3		2	1														23									
2	1			2		5	1	1	1	1														18									
									1															5									
																								4									
																					1			2									
																								5									
																								6									
										1														5									
																								3									
																								4									
							1	1		1														12									
	3					5	4	3	2	2				1						1				29									
	18	13	10	5		27	21	19	15	9				2						1	1			292					1				

(No. 4.)

257

SCHEDULE of the whole number of Persons within the Division adjusted to [illegible]

Name of County, City, Ward, Town, Township, Parish, Precinct, Hundred, or District.	NAMES OF HEADS OF FAMILIES.	FREE WHITE PERSONS, (INCLUDING HEADS OF FAMILIES.) MALES. Under five years of age.	Of five and under ten.	Of ten and under fifteen.	Of fifteen and under twenty.	Of twenty and under thirty.	Of thirty and under forty.	Of forty and under fifty.	Of fifty and under sixty.	Of sixty and under seventy.	Of seventy and under eighty.	Of eighty and under ninety.	Of ninety and under one hundred.	Of one hundred and upwards.	FEMALES. Under five years of age.	Of five and under ten.	Of ten and under fifteen.	Of fifteen and under twenty.	Of twenty and under thirty.	Of thirty and under forty.	Of forty and under fifty.	Of fifty and under sixty.	Of sixty and under seventy.	Of seventy and under eighty.	Of eighty and under ninety.	Of ninety and under one hundred.
		under 5	5 to 10	10 to 15	15 to 20	20 to 30	30 to 40	40 to 50	50 to 60	60 to 70	70 to 80	80 to 90	90 to 100	100, &c.	under 5	5 to 10	10 to 15	15 to 20	20 to 30	30 to 40	40 to 50	50 to 60	60 to 70	70 to 80	80 to 90	90 to 100
City of Augusta	Milly Brown																									
	John Tant	1				1										2			1							
1st Ward	Isaac Taylor Slaves																									
	Byrum Rhodes		1				1										2		1							
	Bill McCombs Slaves																									
	Sarah Jones Slaves																									
	Wm Rowland, d.																									
	Bill McKinnis d.																									
	Nancy Fox																									
	Judith Mann						1														1			1		
	John W. Houghton						1																			
	William T. Gould	1				1	1								1					1						
	Thomas Quigenberg								1							1					2			1		
	Samuel Player						1		1	1																
	Michael Wagner	1																	2							
	Benjamin Payne									1								1				1				
	George P. Tarpin	1					2											1								
	Elizabeth Reilly					2													1				1			
	Antoine Picquet						1																			
	Mary Leeds																		2		1					
	P. H. Mantz							1								1				1						
	Mitchell Nelson	2	2	1			1													1						
	Philip Crump	2	1		2	1	1								1				1	2						
	Elizabeth Cox		1																		1					
	Patsey Commander																									
	George Boulineau		1	1		1	1								1	1				1						
	G. F. Parish	1				1												1								
	H. Bowdoin Slaves																									
		9	6	2	2	7	14	1	2	2					3	5	2	3	8	6	5	1	1	2		

0312

B & S

(No. 4.)

258 SCHEDULE of the whole Number of Persons within the District entitled to vote

Names of Heads of Families	Number of Persons in each Family, described as follows:																												
	Free White Males														Free White Females														
	Under the age of 5 years	From 5 and under 10	From 10 and under 15	From 15 and under 20	From 20 and under 30	From 30 and under 40	From 40 and under 50	From 50 and under 60	From 60 and under 70	From 70 and under 80	From 80 and under 90	From 90 and under 100	From 100 and upwards	Persons not known	Under the age of 5 years	From 5 and under 10	From 10 and under 15	From 15 and under 20	From 20 and under 30	From 30 and under 40	From 40 and under 50	From 50 and under 60	From 60 and under 70	From 70 and under 80	From 80 and under 90	From 90 and under 100	From 100 and upwards	Persons not known	Slaves
City of	Henry Wagner					1														1									
Augusta	Elizabeth Dalby																			1									
Pl. Wm.	Roderick P. Hammond																			1	1								
	Jesse F. Owens		1			2									1			1											
	Talia fin Millecoe						1								1		1			1									
	John Hatfield & his Family																												
	Richard Brown				1	1	1	1										2											
	American Treadwell	1	1				1								1					1									
	William Pickering				1	1		1									1			1									
	William Goodman		2	1				1												1									
	Andrew M'Lean		1	1					1								1				1								
	Elizabeth Wood	1													2					2									
	Mrs. Sarah Young																												
	James Lamar Marion Cooper																1			2									
	Fanny Brockett																	1		1									
	Emily Ten Broeck														1					3	1								
	David Urquhart						1		1						1	1	2			1		1							
	L. C. Cantelou			1				1									1				X								
	James Face	2				2											1				1								
	James Miller	1					1									1					1								
	Asbury Knight				1			1													1								
	Isabella Moore																												
	James Lovell						1																						
	Joh. W. Mead	1				1														1									
	Mrs. C. Garrett																			1			1						
	H. B. Fraser					11	4	1							2			1											
	William Jackson	2	1	2	1			1													1								
	Betsy Kelly																												
		8	6	5	4	10	12	4	2						9	2	8	8	15	4	2	1							

B 6

U. S. Pen. of Inhabitants in the Middlesex District of Persons within the District (or Territory) of [illegible]

258

SLAVES. MALES.												SLAVES. FEMALES.												FREE COLORED PERSONS. MALES.												FREE COLORED PERSONS. FEMALES.												TOTAL.	Whites deaf and dumb between ages of 14 and 25	Whites deaf and dumb of the age of 25 and upwards	Whites blind	Slaves deaf and dumb between ages of 14 and 25	Slaves deaf and dumb of the age of 25 and upwards	Slaves blind	Colored persons deaf and dumb between ages of 14 and 25	Colored persons deaf and dumb of the age of 25 and upwards	Colored persons blind
Under 10 years of age	Of 10 and under 24	Of 24 and under 36	Of 36 and under 55	Of 55 and under 100	Of 100 years and upwards	Under 10 years of age	Of 10 and under 24	Of 24 and under 36	Of 36 and under 55	Of 55 and under 100	Of 100 years and upwards	Under 10 years of age	Of 10 and under 24	Of 24 and under 36	Of 36 and under 55	Of 55 and under 100	Of 100 years and upwards	Under 10 years of age	Of 10 and under 24	Of 24 and under 36	Of 36 and under 55	Of 55 and under 100	Of 100 years and upwards											

B J

(No. 6.)

259

SCHEDULE of the whole number of Persons within the Division allotted to J S Bury

Name of County, City, Ward, Town, Township, Parish, Precinct, Hundred, or District.	NAMES OF HEADS OF FAMILIES.	FREE WHITE PERSONS, (INCLUDING HEADS OF FAMILIES.) MALES. Under five years of age.	Of five and under ten.	Of ten and under fifteen.	Of fifteen and under twenty.	Of twenty and under thirty.	Of thirty and under forty.	Of forty and under fifty.	Of fifty and under sixty.	Of sixty and under seventy.	Of seventy and under eighty.	Of eighty and under ninety.	Of ninety and under one hundred.	Of one hundred and upwards.	FEMALES. Under five years of age.	Of five and under ten.	Of ten and under fifteen.	Of fifteen and under twenty.	Of twenty and under thirty.	Of thirty and under forty.	Of forty and under fifty.	Of fifty and under sixty.	Of sixty and under seventy.	Of seventy and under eighty.	Of eighty and under ninety.	Of ninety and under one hundred.
		under 5	5 to 10	10 to 15	15 to 20	20 to 30	30 to 40	40 to 50	50 to 60	60 to 70	70 to 80	80 to 90	90 to 100	100, &c.	under 5	5 to 10	10 to 15	15 to 20	20 to 30	30 to 40	40 to 50	50 to 60	60 to 70	70 to 80	80 to 90	90 to 100
City of Augusta 1st Ward	Elizabeth Cummings					1											1				1					
	Mrs. Bacon, Slave																									
	Elizabeth Jordan		1			1																	1			
	Hugh Johnson						1												1							
	Catherine Weed																			1	1					
	A. H. Warren	1	3				1								1				1							
	Luke Reed	1	1		1		1									1				2						
	N. Delaugh	1				1				1								1					1			
	Fanny Mount																			1						
		3	5		1	3	3			1					1	1	1	1	2	4	2		2			

SLAVES.														FREE COLORED PERSONS.												TOTAL.	WHITE persons included in the foregoing.					SLAVES AND COLORED PERSONS included in foregoing.				
MALES.						FEMALES.						MALES.						IN EACH FEMALES.																	
Under ten years of age	Of ten and under twenty-four	Of twenty-four and under thirty-six	Of thirty-six and under forty-five	Of forty-five and under one hundred	Of one hundred and upwards	Under the year of age	Of one and under twenty-four	Of twenty-four and under thirty-six	Of thirty-six and under forty-five	Of forty-five and under one hundred	Of one hundred and upwards	Under ten years of age	Of ten and under twenty-four	Of twenty-four and under thirty-six	Of thirty-six and under forty-five	Of forty-five and under one hundred	Of one hundred and upwards	Under ten years of age	Of ten and under twenty-four	Of twenty-four and under thirty-six	Of thirty-six and under forty-five	Of forty-five and upwards	Of one hundred and upwards		Who are Deaf and Dumb, under fourteen years of age	Who are Deaf and Dumb, of twenty-four and under thirty-six	Who are Deaf and Dumb, of twenty-four and upwards	Who are blind	ALIENS—Foreigners not naturalized	Who are Deaf and Dumb, under fourteen years of age	Who are Deaf and Dumb, of the age of fourteen and under twenty-four	Who are blind, of twenty-four and upwards	Who are blind
																									under 14	14 to 25	25, &c.			under 14	14 to 25	25, &c.	
							1		1															5									
						2	2																	8									
1		1				2		1		2														10									
1	1					1			1															6									
										1														3									
2	1	2	3			2		1	2	1														21									
						1				1														9									
4		1				1	1	2	1															15									
																								2									

B 8

260

SCHEDULE of the whole number of Persons within the Division adjusted to H. S. Pen[illegible]

Name of County, City, Ward, Town, Township, Parish, Precinct, Hundred, or District.	NAMES OF HEADS OF FAMILIES.	FREE WHITE PERSONS, (INCLUDING HEADS OF FAMILIES.) MALES: Under five years of age	Of five and under ten	Of ten and under fifteen	Of fifteen and under twenty	Of twenty and under thirty	Of thirty and under forty	Of forty and under fifty	Of fifty and under sixty	Of sixty and under seventy	Of seventy and under eighty	Of eighty and under ninety	Of ninety and under one hundred	Of one hundred and upwards	FEMALES: Under five years of age	Of five and under ten	Of ten and under fifteen	Of fifteen and under twenty	Of twenty and under thirty	Of thirty and under forty	Of forty and under fifty	Of fifty and under sixty	Of sixty and under seventy	Of seventy and under eighty	Of eighty and under ninety	Of ninety and under one hundred
		under 5	5 to 10	10 to 15	15 to 20	20 to 30	30 to 40	40 to 50	50 to 60	60 to 70	70 to 80	80 to 90	90 to 100	100, &c.	under 5	5 to 10	10 to 15	15 to 20	20 to 30	30 to 40	40 to 50	50 to 60	60 to 70	70 to 80	80 to 90	90 to 100
City of	A. C. Caldwell	1					1										1		1							
Augusta	A. Cunningham	1				1		1							1					1						
2nd Ward	Charles Carter Slaves																									
	Maria Burk																									
	Luther Roll	1			6	2	1											2	1	2						
	Moses Ogden	1	1				1								2	1	2	2	1	2						
	James Mullen	1				3									1				1							
	Daniel Cockrell	1					1												1							
	Mary Smelly Slaves																									
	Benjamin Hall		1	1		1		1							1	2		2		2						
	William Germany	1					1								1				1							
	Jacob Danforth				1	1	1		1							1	2	2	1		1					
	Betsey Keating																									
	William J. Hobby Jun	1		2		2	1								2	1	1	4		1						
	A. H. Pemberton			3	2		1																			
	William McCrary																									
	B. Joseph				1	2	3																			
	Mrs. J. E. Faber			1	1												1	1	1	1						
	Thomas J. Wray				1	1	2	1							3		1	2	1		2					
	B. F. Chew	1			1	1	1												1	1						
	Adam Hutchinson	1						1									1			1						
	Thomas McGraw	1					1								1			2	1							
	John Boney						1								1				1							
	John H. Mann		1	1				1							2		1			1						
	John P. Andrews		1				1								1	2				1		X	1			
	S. H. Olivier					1																				
	Thomas J. Walton						1									1				1						
	Mrs. C. Cooper	1														2			1							
		12	4	8	13	15	18	5	1						16	10	10	17	13	12	3		1			

U. S. Population Schedule for the [illegible] District of [illegible] in the State of [illegible]

1850

SLAVES. (Returned by Name of Owner) — FREE COLORED PERSONS.																								TOTAL.	WHITE PERSONS included in the foregoing					SLAVES AND COLORED PERSONS, included in foregoing				
MALES.							FEMALES.						MALES.						FEMALES.															
Under 10 years of age.	10 to 24	24 to 36	36 to 55	55 to 100	100 & upwards	Of one hundred and upwards.	Under 10 years of age.	10 to 24	24 to 36	36 to 55	55 to 100	100 & upwards	Under 10 years of age.	10 to 24	24 to 36	36 to 55	55 to 100	100, &c.	Under 10 years of age.	10 to 24	24 to 36	36 to 55	55 to 100	100, &c.										
under 10	10 to 24	24 to 36	36 to 55	55 to 100	100 & upwards		under 10	10 to 24	24 to 36	36 to 55	55 to 100	100, &c.	under 10	10 to 24	24 to 36	36 to 55	55 to 100	100, &c.	under 10	10 to 24	24 to 36	36 to 55	55 to 100	100, &c.										
							1		1																6									
4	2		1	1			1	3	1																16									
			1	1																					2									
								1	1					1					1						4									
1	3						1	1		1															20									
								2																	15									
										1															1									
																									3									
	1	1		1			1		1	1															6									
2			1	1			1	1	1	1															14									
								1											1						6									
2	1		1				3	2	4						1				2	1	1		1		26									
																									6									
1	1							3			1														21									
									1																7									
1	2																								3									
1	1			1				1		1	1														12									
1			1						1																9									
1	2	1					2		1	1															22									
1	2							1	1	1															12									
								1																	5									
	1	3						1	2																13									
2	1		1				1	1	1	1															11									
	1	2								2															12									
									1	1															9									
																									1									
	2						3	2		1															11									
								2																	6									
20	7	6	5				16	23	12	12	2				1				2	2	1	1	1		292									

(No. 4.) 261

[illegible] of the whole number of Persons within the Division allotted to D. S. Bury

Name of County, City, Ward, Town, Township, Parish, Precinct, Hundred, or District	NAMES OF HEADS OF FAMILIES	FREE WHITE PERSONS, (INCLUDING HEADS OF FAMILIES.) MALES: Under five years of age	Of five and under ten	Of ten and under fifteen	Of fifteen and under twenty	Of twenty and under thirty	Of thirty and under forty	Of forty and under fifty	Of fifty and under sixty	Of sixty and under seventy	Of seventy and under eighty	Of eighty and under ninety	Of ninety and under one hundred	Of one hundred and upwards	FEMALES: Under five years of age	Of five and under ten	Of ten and under fifteen	Of fifteen and under twenty	Of twenty and under thirty	Of thirty and under forty	Of forty and under fifty	Of fifty and under sixty	Of sixty and under seventy	Of seventy and under eighty	Of eighty and under ninety	Of ninety and under one hundred	Of one hundred and upwards
		under 5	5 to 10	10 to 15	15 to 20	20 to 30	30 to 40	40 to 50	50 to 60	60 to 70	70 to 80	80 to 90	90 to 100	100, &c.	under 5	5 to 10	10 to 15	15 to 20	20 to 30	30 to 40	40 to 50	50 to 60	60 to 70	70 to 80	80 to 90	90 to 100	100, &c.
City of Augusta 2d Ward	James McDonough					1	1									1				1							
	Alfred Turpin's Slaves																										
	Doctor Barnes Co.																										
	George M Walker		1	2	1	2		1										1	1								
	Raymond Ladevize					1		1																			
	Daniel Savage	1				3	1											1									
	Fulding Bradford	1	1			2	1	1							1	1	1			1							
	Margaret Reid	1	1		3	12	2								1	1		1	3		1						
	Ann Fox	1			2	5	1												2		1						
	S. M. Garnett						1		1								1			1							
	John B. Guerrin	1	1				2								1	1		1	1								
	John Phelpot	2					1												1								
	Thomas Pace	1	1	1		5	1									2			1								
	Widow Bennett																	2		1							
	A R Ralston	1	1																1								
	Wm. J. Bunce							1																			
	Jesse Thompson				5	6	1																				
	William Robertson Jr.		1	3		1		1								1					1						
	Steam Boat Co's Slaves																										
	Robert F. Poe	1		1	1		1									1	1		1			1					
	Charles Hall	1	1		1		1								1	1	1		1								
	Mary Bussey					1														1							
	Andrew J. Dill				2	2																					
	Jacob Dill		1	1	2	2	1		1						1	1		1		1							
	Tabitha Navers		1		1	2										1			2		1						
	Ann Powers	3					2											2	1		1						
	Jack Smith																										
	Sarah Wright																	1	2								
		14	11	8	16	42	18	5	2						6	11	4	10	17	6	5	1					

B R S

F. Brinkerhoff's Township Election District [illegible] 521

SLAVES.												FREE COLORED PERSONS.												TOTAL.	WHITE PERSONS included in the foregoing.					SLAVES AND COLORED PERSONS included in foregoing.				
MALES.						FEMALES.						MALES.						FEMALES.														
Under 10 years of age.	Of 10 and under 24.	Of 24 and under 36 years.	Of 36 and under 55.	Of 55 and upwards.	Of one hundred and upwards.	Under 10 years of age.	Of 10 and under 24.	Of 24 and under 36 years.	Of 36 and under 55.	Of 55 and upwards.	Of one hundred and upwards.	Under 10 years of age.	Of 10 and under 24.	Of 24 and under 36 years.	Of 36 and under 55.	Of 55 and upwards.	Of one hundred and upwards.	Under 10 years of age.	Of 10 and under 24.	Of 24 and under 36 years.	Of 36 and under 55.	Of 55 and upwards.	Of one hundred and upwards.		Deaf and Dumb, under 14 years of age.	Deaf and Dumb, between 14 and 25.	Blind.	Deaf and Dumb, and Blind.	Deaf and Dumb, under 14 years of age.	Deaf and Dumb, between 14 and 25.	Blind.	Deaf and Dumb, and Blind.
under 10	10 to 24	24 to 36	36 to 55	55 to 100	100, &c.	under 10	10 to 24	24 to 36	36 to 55	55 to 100	100, &c.	under 10	10 to 24	24 to 36	36 to 55	55 to 100	100, &c.	under 10	10 to 24	24 to 36	36 to 55	55 to 100	100, &c.		under 14	14 to 25	25, &c.			under 14	14 to 25	25, &c.	
1	1					1			1															8				1				
	2																							2								
			1				1		1															3								
						1	2	2																14								
				1																				3								
	1	1		1						2														10								
1	1		1					1	1															16								
	4	1					2	2																35								
1	2						2	1																18								
1						2			1															8								
	3	2	3					1	1															18								
							1	1																6								
1		1					2	1																17								
						2			1															6								
1	2	1				1		1																11								
		3					1	1																6								
	2	2					1			1														19								
1						1		1	1															12								
	4	11	22	7																				44								
						2	2	2		1														15								
							1	1																10								
						1			1															11								
1	1		1			1	1	1	1															13								
3	3	1	2				1		2	1														22								
	1																							6								
						3			2															14								
		1					1	1																3								
								1																4								
27	24	30	9			15	18	18	13	5			1											347	0			1				

B 10

(No. 4) 262

SCHEDULE of the whole number of Persons within the Division allotted to J. S. Bu[illegible]

Name of County, City, Ward, Town, Township, Parish, Precinct, Hundred, or District.	NAMES OF HEADS OF FAMILIES.	FREE WHITE PERSONS, (INCLUDING HEADS OF FAMILIES.) MALES. Under five years of age.	Of five and under ten.	Of ten and under fifteen.	Of fifteen and under twenty.	Of twenty and under thirty.	Of thirty and under forty.	Of forty and under fifty.	Of fifty and under sixty.	Of sixty and under seventy.	Of seventy and under eighty.	Of eighty and under ninety.	Of ninety and under one hundred.	Of one hundred and upwards.	FEMALES. Under five years of age.	Of five and under ten.	Of ten and under fifteen.	Of fifteen and under twenty.	Of twenty and under thirty.	Of thirty and under forty.	Of forty and under fifty.	Of fifty and under sixty.	Of sixty and under seventy.	Of seventy and under eighty.	Of eighty and under ninety.	Of ninety and under one hundred.
		under 5	5 to 10	10 to 15	15 to 20	20 to 30	30 to 40	40 to 50	50 to 60	60 to 70	70 to 80	80 to 90	90 to 100	100, &c.	under 5	5 to 10	10 to 15	15 to 20	20 to 30	30 to 40	40 to 50	50 to 60	60 to 70	70 to 80	80 to 90	90 to 100
City of Augusta 2d Ward	Taylor Lamb							1													1					
	Wilcox Allen						1																			
	Miss Garrett's Slaves																									
	Mary Tanty		1		1													1	1							
	Rhodam Tant																		1							
	Eleanor Ryals																									
	Beverly Walker's Slaves																									
	Rebecca Meredith																	1			1					
	Isaac S. Tuttle					1		1									1					1				
	William Tuttle	1	1				1								1	1	1			1						
	John C. Griffin			1	1	1														1						
	Thomas Campbell							1											1	1						
	James Johnson		1	1			1													1						
	William Thompson	1	1		1	3	1	1							2		1			1						
	Oliver Hargrove		1			1	1											1	2		1					
	Jacob Dove	1				1												1			1					
	Mrs. McMillan's Slaves																									
	James T. Dent	1					1								1	2	1		1							
	Paul Rossignol's Slaves																									
	William Kibbe			1	1		1								1					1						
	Charles Bowman	1					1								1				1							
	James P. Waddel	1				1		1											1							
	James Rossignol			1	1				1									2								
	Samuel Clarke	2	1				1								1				1							
	Charity Mahaney					1											2				1	1				
	John M. Clarke						1											1			1					
	Jacob McCall					3	X																			
	R. H. Johnson					1		1		1																
		8	6	4	5	15	10	6	1	1					7	3	[illegible]	[illegible]	10	7	6	3				

Slaves: Males: Under the years of age	Of ten and under twenty-five	Of twenty-five and under thirty-six	Of thirty-six and under fifty-five	Of fifty-five and under one hundred	Of one hundred and upwards	Females: Under ten years of age	Of ten and under twenty-five	Of twenty-five and under thirty-six	Of thirty-six and under fifty-five	Of fifty-five and under one hundred	Of one hundred and upwards	Free colored persons: Males: Under ten years of age	Of ten and under twenty-five	Of twenty-five and under thirty-six	Of thirty-six and under fifty-five	Of fifty-five and under one hundred	Of one hundred and upwards	Females: Under ten years of age	Of ten and under twenty-five	Of twenty-five and under thirty-six	Of thirty-six and under fifty-five	Of fifty-five and under one hundred	Of one hundred and upwards	Total	Whites: Deaf and Dumb, under fourteen years of age	Whites: Deaf and Dumb, of the age of fourteen and under twenty-five	Whites: Deaf and Dumb, of the age of twenty-five and upwards	Whites: Blind	Aliens: Foreigners not naturalized	Slaves and colored persons, included in foregoing: Whites: Deaf and Dumb, under fourteen years of age	Whites: Deaf and Dumb, of the age of fourteen and under twenty-five	Whites: Deaf and Dumb, of the age of twenty-five and upwards	Whites: Blind
									1															3									
						1				1														3									
			1						1															2									
																								4									
																								2									
						2		1																5									
																								2									
									1	1														2									
1				1		2	1		3															10									
1	2			2		1	1	1	2															14									
	2	2	2				1		3															11									
							1																	5									
						1		1																5									
	1		2				1	1																10									
			1				1	1																15									
		1					1	1																10									
						2		1																7									
							1		1															2									
2						4	1	1																15									
		2				1		2																5									
	1		1				1	1																9									
			1				1																	7									
1						2		2		1														10									
3	1	1				3		2	3															21					1				
		2					2	3	1															15									
1			1			1	2		1															10									
									1															3									
	2							1						1										8									
1	9	8	9	3		20	15	19	20	3				1										221					1				

B 11

(No. 3.)

263

SCHEDULE of the whole number of Persons within the District allotted to [illegible]

Name of County, City, Ward, Town, Township, Parish, Precinct, Hundred, or District.	NAMES of HEADS OF FAMILIES.	FREE WHITE PERSONS, (INCLUDING HEADS OF FAMILIES.) MALES														FEMALES													
		Under the years of age	Of five and under ten	Of ten and under fifteen	Of fifteen and under twenty	Of twenty and under thirty	Of thirty and under forty	Of forty and under fifty	Of fifty and under sixty	Of sixty and under seventy	Of seventy and under eighty	Of eighty and under ninety	Of ninety and under one hundred	Of one hundred and upwards		Under five years of age	Of five and under ten	Of ten and under fifteen	Of fifteen and under twenty	Of twenty and under thirty	Of thirty and under forty	Of forty and under fifty	Of fifty and under sixty	Of sixty and under seventy	Of seventy and under eighty	Of eighty and under ninety	Of ninety and under one hundred	Of one hundred and upwards	
		under 5	5 to 10	10 to 15	15 to 20	20 to 30	30 to 40	40 to 50	50 to 60	60 to 70	70 to 80	80 to 90	90 to 100	100, &c.		under 5	5 to 10	10 to 15	15 to 20	20 to 30	30 to 40	40 to 50	50 to 60	60 to 70	70 to 80	80 to 90	90 to 100	100, &c.	
City of Augusta 2d Ward	Alex Crawley		1			1	1									1	1		1	1									
	Joseph Friedrick				1	1			1										1										
	A R Reid's Slaves																												
	Sarah Stringer					2	1																1						
	John Moorman					1										1			2	1	1								
	Alex Simpson			1												1	1				1								
	Margaret Dye																	2			1								
	Benjamin F Dean	1	1				2													1									
	Gustavus Parker	1	1					1												1			1						
	Alex Greenlee	1		1														1			1								
	Ann Bexley			1		1	1													1			1						
	William H Calhoun	3	1				1									1	1			1									
	Milton Autrey	2	1	1	2			1									1	1	1			1							
	Thomas Glascock				1	1	2												1		1		1						
	B B Mitchell		1	1				1								1	1			1									
	Anderson Moody					1													1										
	T T Gay					1														1									
	William Savage	1	1						1							1						1							
	Elizabeth Sterling		1																	1	1		1						
	Jonathan Jenkins		1				1													1									
	Ariel Cooke	1	1	1			1											2			1								
	E B Glascock					1	1											1			1								
	Hannah D'Antignac																		1	1			1						
	Alexander Martin			1				2									1		1	1		1							
	Sarah Crowley					2	1														1								
	A McInnes					1																							
	J Pellaberry	2	1				1									1				1									
	John Manton							1										1				1							
		12	11	7	4	13	13	6	2							7	6	8	9	13	9	11	6						

B 144

For Bu[illegible] 1825

SLAVES.												FREE COLORED PERSONS.												TOTAL.	WHITE PERSONS included in the foregoing.					SLAVES AND COLORED PERSONS, included in foregoing.				
MALES.						FEMALES.						MALES.						FEMALES.														
Under 14 years of age.	Of 14 and under 16.	Of 16 and under 18.	Of 18 and under 26.	Of 26 and under 45.	Of 45 and upwards.	Under 14 years of age.	Of 14 and under 26.	Of 26 and under 45.	Of 45 and upwards.			Under 14 years of age.	Of 14 and under 26.	Of 26 and under 45.	Of 45 and upwards.			Under 14 years of age.	Of 14 and under 26.	Of 26 and under 45.	Of 45 and upwards.				Who are Deaf and Dumb, under fourteen years of age.	Who are Deaf and Dumb, between fourteen and twenty-five.	Who are Deaf and Dumb, of the age of twenty-five and upwards.	Who are Blind, under twenty-five.	Who are Blind, of the age of twenty-five and upwards.	Who are Deaf and Dumb, under fourteen years of age.	Who are Deaf and Dumb, between fourteen and twenty-five.	Who are Deaf and Dumb, of the age of twenty-five and upwards.	Who are Blind, under twenty-five.	Who are Blind, of the age of twenty-five and upwards.
						1			1															9									
						3			1															8									
			1			1	1		1															4									
1	1					2		2																10									
	1		1			1	2																	11									
		2					1		1															8									
							1		X															11									
							1																	6									
									1															6									
							1																	5									
	1								1															7									
	1							3																12									
2	1	1				1	1	1																18									
1	1		2			4	1	1	1	1														19									
									1															7									
		1						1																11									
																								2									
1		2				2	1	1	1															13									
							1																	5									
						1			1															5									
									1															8									
	1					1	1																	7									
1	1						3		1															9									
6	9	8	2			2	3	2	6															45									
						1	1		1															7									
	2								1															11									
		1				2	1	2																12									
1			1				1		1															7									
13	19	15	7			22	21	12	24	X	0													262									

B 12 A

(M— 4.)

264

SCHEDULE No. (1.) Number of Persons within the District allotted to D. L. Rue

Name of County, City, Ward, Town, Township, Parish, Precinct, Hundred, or District.	NAMES of HEADS OF FAMILIES.	WHITE MALE FREE PERSONS, (INCLUDING HEADS OF FAMILIES.) MALES. Under one year of age	One and under five	Five and under ten	Ten and under fifteen	Fifteen and under twenty	Twenty and under thirty	Thirty and under forty	Forty and under fifty	Fifty and under sixty	Sixty and under seventy	Seventy and under eighty	Eighty and under ninety	Ninety and under one hundred	One hundred and upwards.	FEMALES. Under five years of age	Five and under ten	Ten and under fifteen	Fifteen and under twenty	Twenty and under thirty	Thirty and under forty	Forty and under fifty	Fifty and under sixty	Sixty and under seventy	Seventy and under eighty	Eighty and under ninety	Ninety and under one hundred	One hundred and upwards.
City of Augusta	Geo. Jackson	1			1			1												1								
	Eli Morgan					3		1								1	1	1	2		1								
	Sol. Sharp	2	1		1			1								1		1	2			1							
	John Moore		1					1								2				1								
	Sam. Fraser							1																				
	William Armstrong							1																				
	Eleanor L. Nesbitt		1	2	1													1	1		1	1						
	G. B. Lamar	1	1		1	1	1									1	1		1	2								
	A. Sova																	2	1		1							
	Jacob Abrahams															1												
	A. E. Darby	1				3										1			1	1								
	C. W. Legg					1																						
	William Glover	2	1				2									1	1	3			1							
	Chas. Dunn	1					1									1	1				1							
	Geo. Dunbar		2			1										2				1								
	Michael Kinchley	1						1									2				1							
	Joseph Bryan	2	1	1	1			1									1	1	1		1							
	Austin Corley						1	1													1							
	Martin Frederick				1	2	1														1							
	Mary M. Farlan																			1				1				
	Caleb Hatfield	1				1	2									1				1								
	John Hatfield					2	3									1				1								
	Jesse Kent					1	1													2								
	Lewis Powers				2	5										2		1		2			1					
	Davis Bottoms					1														1								
	Dennis Joseph	2				1		1												1								
	John Kirkpatrick						1												1									
	Willis Jones			1		1																						
		14	8	4	8	25	13	10				1				14	6	10	10	15	8	2	1	1				

B. 12. 8

W. F. Bu... [illegible] District (or Township) of Rappahannock. 527

SLAVES.												FREE COLORED PERSONS.												TOTAL.	Whites Persons included in the foregoing.					SLAVES AND COLORED PERSONS included in foregoing.				
MALES.						FEMALES.						MALES.						FEMALES.														
Under ten years of age.	Of ten and under twenty-four.	Of twenty-four and under thirty-six.	Of thirty-six and under fifty-five.	Of fifty-five and up the one hundred.	Of one hundred and upwards.	Under ten years of age.	Of ten and under twenty-four.	Of twenty-four and under thirty-six.	Of thirty-six and under fifty-five.	Of fifty-five and up the one hundred.	Of one hundred and upwards.	Under ten years of age.	Of ten and under twenty-four.	Of twenty-four and under thirty-six.	Of thirty-six and under fifty-five.	Of fifty-five and up the one hundred.	Of one hundred and upwards.	Under ten years of age.	Of ten and under twenty-four.	Of twenty-four and under thirty-six.	Of thirty-six and under fifty-five.	Of fifty-five and up the one hundred.	Of one hundred and upwards.		Who are Deaf and Dumb under fourteen years of age.	Who are Deaf and Dumb of the age of fourteen and under twenty-five.	Who are Deaf and Dumb twenty-five and upwards.	Who are Blind.	ALIENS—Not naturalized.	Who are Deaf and Dumb under fourteen years of age.	Who are Deaf and Dumb of the age of fourteen and under twenty-five.	Who are Blind.	
under 14	14 to 25	26, &c.																														
2	1					1	2	1																11								
3	5	1	2	1		9		3	2															31								
	1			1		1	1		1															15								
	1	1				2	2	1	1															13								
			1					1																3								
2	1		1																					5								
	2					4	1	1	1															16								
5	20	37	26	1		11	6	5	6	1										2				130								
			1				1		1															7								
1	1					1			1															5								
2						1	2	2																14								
							1																	1								
										1														11								
																								6								
							1	1																8								
	1						3		1	1														11								
3			1			3	1	3																21								
1		1	1				1	2																9								
2	2		1					2																12								
1						1		1		1														6								
				1			2																	7								
		2				1	1		1															9								
	1	2					2	1	1															12								
2						1	2	3																24								
								1																4								
2			1			3	1	1																13								
							1	1																4								
1	1					1																		5								
37	46	35	4			40	31	30	16	2										2				420								

B 13 8

(No. 4.)

265

SCHEDULE of the whole number of Persons within the Division allotted to [illegible]

Name of County, City, Ward, Town, Township, Parish, Precinct, Hundred, or District.	NAMES OF HEADS OF FAMILIES.	FREE WHITE PERSONS, (INCLUDING HEADS OF FAMILIES.) MALES. Under five years of age.	Of five and under ten.	Of ten and under fifteen.	Of fifteen and under twenty.	Of twenty and under thirty.	Of thirty and under forty.	Of forty and under fifty.	Of fifty and under sixty.	Of sixty and under seventy.	Of seventy and under eighty.	Of eighty and under ninety.	Of ninety and under one hundred.	Of one hundred and upwards.	FEMALES. Under five years of age.	Of five and under ten.	Of ten and under fifteen.	Of fifteen and under twenty.	Of twenty and under thirty.	Of thirty and under forty.	Of forty and under fifty.	Of fifty and under sixty.	Of sixty and under seventy.	Of seventy and under eighty.	Of eighty and under ninety.	Of ninety and under one hundred.
		under 5	5 to 10	10 to 15	15 to 20	20 to 30	30 to 40	40 to 50	50 to 60	60 to 70	70 to 80	80 to 90	90 to 100	100, &c.	under 5	5 to 10	10 to 15	15 to 20	20 to 30	30 to 40	40 to 50	50 to 60	60 to 70	70 to 80	80 to 90	90 to 100
City of Augusta 2 Ward	Chaney Brooks	1				1	1								2				1							
	James S. Cary		1				1											1			1					
	Isaac Hendricks	1	1					1							1	1	1		1							
	Jane McCoy			1	1		1									1		1			1					
	James Lenerch	2		1	1	1												1	1							
	Mrs Fleming																	1	3	1		1				
	Moses Raff Junr				1			1									1	2			1					
	A Simonnette			2	1				1											1			1			
	George W. Lamar	1	2			1													1							
	Enoch Knight	2	1				1								1				1							
	William J. Wightman		1			2	4																			
	Henry Mealing				1		3	1			1				1	1	1	1	1							
	Hugh Smith	2	1	1			1	1							1		1		1							
	B Kerns & L. Hill							2											2				1			
	William Micon	3		1	1	1			1						1	2		2			1					
	Henrietta E Lang		2	1												1	1	1	2			1				
	John Guimarin	1	2					1							1	1	3			1						
	John Carter	1					1								1	1			1							
	Charles Church					1									1				1							
	Richard Rowell					2									1			1					1			
	C. C. Tarlaferro	1				1													1							
	J. B. Stogden	1	2	1	1			1							2		3		X	1						
	Mahala Byrd	2	1			6													1		1					
	Dugan Campbell	3					1									2				1			1			
	George R. Rountree	1				1													1	1						
	A. B. Moore		1	2		1		1							1		1	2		1						
	Billy Cobb																									
	Lucy Merit		1			1									1		1		2	2						
		22	16	10	7	19	14	8	2		1				15	10	13	13	21	9	5	2	4			

| SLAVES. | | |

B 14

(No. 8.) 266

SCHEDULE of the whole number of Persons within the Division allotted to [illegible]

Name of County, City, Ward, Town, Township, Parish, Precinct, Hundred, or District.	NAMES OF HEADS OF FAMILIES.	FREE WHITE PERSONS, (INCLUDING HEADS OF FAMILIES.) MALES. Under five years of age.	Of five and under ten.	Of ten and under fifteen.	Of fifteen and under twenty.	Of twenty and under thirty.	Of thirty and under forty.	Of forty and under fifty.	Of fifty and under sixty.	Of sixty and under seventy.	Of seventy and under eighty.	Of eighty and under ninety.	Of ninety and under one hundred.	Of one hundred and upwards.	FEMALES. Under five years of age.	Of five and under ten.	Of ten and under fifteen.	Of fifteen and under twenty.	Of twenty and under thirty.	Of thirty and under forty.	Of forty and under fifty.	Of fifty and under sixty.	Of sixty and under seventy.	Of seventy and under eighty.	Of eighty and under ninety.	Of ninety and under one hundred.	Of one hundred and upwards.
		under 5	5 to 10	10 to 15	15 to 20	20 to 30	30 to 40	40 to 50	50 to 60	60 to 70	70 to 80	80 to 90	90 to 100	100, &c.	under 5	5 to 10	10 to 15	15 to 20	20 to 30	30 to 40	40 to 50	50 to 60	60 to 70	70 to 80	80 to 90	90 to 100	100, &c.
City of Augusta 2nd Ward	Amory Sibley					1	1								3					1							
	Isaiah Benton								1																		
	G. F. Shick					4																					
	James Colum				1	1																					
	Andrew D. Stringer			1			1									1			1								
	Emmetta Parker		1	1													1			1							
	Susan B. Ware					5	1									1	1	1	1	1							
	H. W. Cater						1												1								
	Ann Sims		2		1	4									1				2								
	James McLaws		2	1			1								1		1			1							
	Thomas L. Danforth					1																					
	Edward Thomas Wolf Hanes																										
			5	3	2	10	5		1						5	2	3	1	5	4							

B. 44

537 13

265

| SLAVES. | | |

B 15

(No. 4.)

267

SCHEDULE of the whole number of Persons within the District allotted to O. S. Bay

Name of County, City, Ward, Town, Township, Parish, Precinct, Hundred, or District.	NAMES OF HEADS OF FAMILIES.	FREE WHITE PERSONS, (INCLUDING HEADS OF FAMILIES.) MALES. Under five years of age.	Of five and under ten.	Of ten and under fifteen.	Of fifteen and under twenty.	Of twenty and under thirty.	Of thirty and under forty.	Of forty and under fifty.	Of fifty and under sixty.	Of sixty and under seventy.	Of seventy and under eighty.	Of eighty and under ninety.	Of ninety and under one hundred.	Of one hundred and upwards.	FEMALES. Under five years of age.	Of five and under ten.	Of ten and under fifteen.	Of fifteen and under twenty.	Of twenty and under thirty.	Of thirty and under forty.	Of forty and under fifty.	Of fifty and under sixty.	Of sixty and under seventy.	Of seventy and under eighty.	Of eighty and under ninety.	Of ninety and under one hundred.
		under 5	5 to 10	10 to 15	15 to 20	20 to 30	30 to 40	40 to 50	50 to 60	60 to 70	70 to 80	80 to 90	90 to 100	100, &c.	under 5	5 to 10	10 to 15	15 to 20	20 to 30	30 to 40	40 to 50	50 to 60	60 to 70	70 to 80	80 to 90	90 to 100
City of Augusta	Augustus Moore	1	3					1									1	2			1					
	Kezrah Arnold																						1			
3rd Ward	Archibald Boggs	1				2													1							
	Mary Ann Thompson			1	1	1	2										1	2	1	1						
	Washington Lawson	1		1		1	1												1							
	Peter Philpot																									
	Daniel McMurphy		1	2		1	1								2	1			1	1			1			
	R. H. Musgrove	1	1	1		1		1							2	1			x	x		1				
	Catherine Watkins																1	2			1					
	Stephen Tillman				1		1	1																		
	Richard Tatman						x		1											1						
	Franklin C. Heard	1	2				1								1	1			1							
	Catherine McMurphy					4		1							1			1	2			1				
	Henry H. Field	1			1	1													1							
	Robert Campbell							1																		
	Abigail Gregory																			1		1				
	Abby Lane	1	1		1	1	1												1	2						
	Hannah Van Zandt					3												1			1					
	Rebecca Dunn		2	1											1		2			1						
	Ann M. Walker	2	1	1	2	11	1								2	1	3		2	1	1	2				
	James Gardner		1	1	1	1	1			1						2	2	2			1					
	Weston B. Thomas	1					1												1							
	William J. Hobby			1	2					1								2			1					
	Richard Allen	1	1			1		1								2				1						
	Pleasant Stovall	2	1	1	1	1	1									2			1				1			
	Betsey Barnes																									
	William Bryson				1	2									1				1		1					
	Isaac Henry							1								1				1						
		13	14	10	11	24	11	7	1	2					10	11	10	10	14	10	7	5	3			

SLAVES. Males: Under ten years of age	Of ten and under twenty-four	Of twenty-four and under thirty-six	Of thirty-six and under fifty-five	Of fifty-five and under one hundred	Of one hundred and upwards	Females: Under ten years of age	Of ten and under twenty-four	Of twenty-four and under thirty-six	Of thirty-six and under fifty-five	Of fifty-five and under one hundred	Of one hundred and upwards	FREE COLORED PERSONS. Males: Under ten years of age	Of ten and under twenty-four	Of twenty-four and under thirty-six	Of thirty-six and under fifty-five	Of fifty-five and under one hundred	Of one hundred and upwards	Females: Under ten years of age	Of ten and under twenty-four	Of twenty-four and under thirty-six	Of thirty-six and under fifty-five	Of fifty-five and under one hundred	Of one hundred and upwards	TOTAL	WHITE PERSONS included in the foregoing: Who are Deaf and Dumb, under fourteen years of age	Who are Deaf and Dumb, of the age of fourteen and under twenty-five	Who are Deaf and Dumb, of the twenty-five and upwards	Who are blind	ALIENS—Foreigners not taxed	SLAVES AND COLORED PERSONS, included in foregoing: Who are Deaf and Dumb, under fourteen years of age	Who are Deaf and Dumb, of the age of fourteen and under twenty-five	Who are Deaf and Dumb, of the age of fourteen and under twenty-five	Who are blind
under 10	10 to 24	24 to 36	36 to 55	55 to 100	100, &c.	under 10	10 to 24	24 to 36	36 to 55	55 to 100	100, &c.	under 10	10 to 24	24 to 36	36 to 55	55 to 100	100, &c.	under 10	10 to 24	24 to 36	36 to 55	55 to 100	100, &c.		under 14	14 to 25	25, &c.			under 14	14 to 25	25, &c.	
									1															10									
1								1																3									
	1						2																	7									
1	1	1				3	3																	17									
								1	1															7									
	1		2	1						1														5									
			1				2		1															15									
1	1		5			1	3	2		1														23									
			1			1		3																7									
			1																					4									
3	1	1	4			1	1	1																11									
			1			1	2		1															12									
	1	1	1				3	1																17									
							2																	6									
								1	1															3									
	1																							3									
	1					1			1															11									
							1																	6									
			1				1			1														10									
4	2	1	2	1		2	4	1	1															41									
	7		3			4	3	2		3														35									
1							1	1	1															7									
4	2	1	1			2	2	2	1	1														23									
1	1					2		1																12									
	1		3				1	1	1															18									
2						1	1		2	1														7									
1		2					1	1																11					2				
2	1	5	1				1	3																16									
1	22	12	24	2		19	34	22	12	8														349					2				

B 16

(No. 4.)

268

SCHEDULE of the whole number of Persons within the District allotted to A. J. Pillot

| Name of County, City, Ward, Town, Township, Parish, Precinct, Hundred, or District. | NAMES of HEADS OF FAMILIES. | FREE WHITE PERSONS, (INCLUDING HEADS OF FAMILIES.) | | |

B 46

Wm. F. Burdett, Intendant [illegible] Ward of said town [illegible] Illinois (or Territory) on the [illegible] day of [illegible] 1850.

535

SLAVES. MALES. Under 10 years of age	10 to 24	24 to 36	36 to 55	55 to 100	100, &c.	FEMALES. Under 10 years of age	10 to 24	24 to 36	36 to 55	55 to 100	100, &c.	FREE COLORED PERSONS. MALES. Under 10 years of age	10 to 24	24 to 36	36 to 55	55 to 100	100, &c.	FEMALES. Under 10 years of age	10 to 24	24 to 36	36 to 55	55 to 100	100, &c.	TOTAL	WHITE PERSONS included in the foregoing. Who are Deaf and Dumb, under fourteen years of age	Who are Deaf and Dumb, of the age of fourteen and under twenty-five	Who are Deaf and Dumb, of the age of twenty-five and upwards	Whether blind	ALIENS—Persons not naturalized	SLAVES AND COLORED PERSONS, included in foregoing. Who are Deaf and Dumb, under fourteen years of age	Who are Deaf and Dumb, of the age of fourteen and under twenty-five	Who are Deaf and Dumb, of the age of twenty-five and upwards	Whether blind
																								3								
	1						1	2	2				1											12								
1							2			1														13								
	3	1						1		1														6								
				1									4	1					1					7								
2	1	2	6	2		1			1															18								
								1	1															8								
				1				2																8								
2		1					3	1	1															13								
1	1						1		1	1														17								
1	2						1			1														5								
	2		2					1	2	2														17								
								3	1	1														14								
																								7								
								1			1													12								
1	2	1					1	1		1														9								
								1	1															11								
1	1						1	1		1														10								
										2														7								
	1							2																9								
	4	2	3				1				2													12								
		1					1																	5								
2	1		2				1	1	1	1														11								
	2							2																9								
			1						1	2				1		1		1						12								
	2							2	2															13								
1				1			1	2	1															14								
	1							1	1															10								
20	34	47	8			15	25	16	15	9		4	2		1		1		1	1				956								

B 47

(No. 4) 269

SCHEDULE of the whole number of Persons within the Division allotted to J. S. B[illegible]

Name of County, City, Ward, Town, Township, Parish, Precinct, Hundred, or District.	NAMES or HEADS OF FAMILIES.	FREE WHITE PERSONS, (INCLUDING HEADS OF FAMILIES.) MALES: Under five years of age	Of five and under ten	Of ten and under fifteen	Of fifteen and under twenty	Of twenty and under thirty	Of thirty and under forty	Of forty and under fifty	Of fifty and under sixty	Of sixty and under seventy	Of seventy and under eighty	Of eighty and under ninety	Of ninety and under one hundred	Of one hundred and upwards	FEMALES: Under five years of age	Of five and under ten	Of ten and under fifteen	Of fifteen and under twenty	Of twenty and under thirty	Of thirty and under forty	Of forty and under fifty	Of fifty and under sixty	Of sixty and under seventy	Of seventy and under eighty	Of eighty and under ninety	Of ninety and under one hundred	[illegible]
		under 5	5 to 10	10 to 15	15 to 20	20 to 30	30 to 40	40 to 50	50 to 60	60 to 70	70 to 80	80 to 90	90 to 100	100, &c.	under 5	5 to 10	10 to 15	15 to 20	20 to 30	30 to 40	40 to 50	50 to 60	60 to 70	70 to 80	80 to 90	90 to 100	[illegible]
City of Augusta	Flora Kane																										
	Benjamin Pyne					1	1																				
3d Ward	Matthew Nelson				2		4																				
	Agnes Clarke		1	1		2	1										1			1							
	George W. Clarke				1	2												1									
	John Madden						2																				
	Stark Holiday					1		1	x						1	2				1							
	Apha Oliver																										
	Amy Barnes																										
	E. F. Campbell, Slaves																										
	Christopher Low				2	3	1											1		1							
	Jane Harper, Slaves																										
	William White			1			2													2							
	Mrs. Fendall's Slaves																										
	H. B. Clarke						1								2				1								
	Patrick Bradley	1					1								1			1									
	Eugenia Kain				2														2		1						
	Hannah Longstreet			1	3	6	4								1	2	3	2	1	1	3		1				
	Henry Parsons					1	1												1								
	Levi Florance		1					1	x								2	2		1							
	William Harris' Slaves																		x								
	T. Averill's Slaves																		1								
	Allen Craige					2	3								2	1			2			1					
	Sarah Pleasants					1										1											
	Adna Rowe					3		1																			
	Sarah Collier	1	1			4										2	1	1	1	1		1					
	H. Matthews' Slaves																										
	Robert Philip		1	3	1	3	1													1							
		2	4	6	11	29	24	3							7	8	7	8	9	9	4	2	1				

[illegible] of [illegible] Pa.

SLAVES. Males: Under 10 years of age	Males: Of ten and under twenty-four	Males: Of twenty-four and under thirty-six	Males: Of thirty-six and under fifty-five	Males: Of fifty-five and under one hundred	Males: Of one hundred and upwards	Females: Under 10 years of age	Females: Of ten and under twenty-four	Females: Of twenty-four and under thirty-six	Females: Of thirty-six and under fifty-five	Females: Of fifty-five and under one hundred	Females: Of one hundred and upwards	FREE COLORED PERSONS. Males: Under 10 years of age	Males: Of ten and under twenty-four	Males: Of twenty-four and under thirty-six	Males: Of thirty-six and under fifty-five	Males: Of fifty-five and under one hundred	Males: Of one hundred and upwards	Females: Under 10 years of age	Females: Of ten and under twenty-four	Females: Of twenty-four and under thirty-six	Females: Of thirty-six and under fifty-five	Females: Of fifty-five and under one hundred	Females: Of one hundred and upwards	TOTAL	WHITE PERSONS included in the foregoing: Whites deaf and dumb, under twenty years of age	Whites deaf and dumb, of the age of twenty and under twenty-four	Whites deaf and dumb, of the age of twenty-four and under thirty-six	Whites blind	Whites insane and idiotic	SLAVES AND COLORED PERSONS included in foregoing: Whites deaf and dumb, under twenty years of age	Whites deaf and dumb, of the age of twenty and under twenty-four	Whites deaf and dumb, of the age of twenty-four and under thirty-six	Whites blind
under 10	10 to 24	24 to 36	36 to 55	55 to 100	100, &c.	under 10	10 to 24	24 to 36	36 to 55	55 to 100	100, &c.	under 10	10 to 24	24 to 36	36 to 55	55 to 100	100, &c.	under 10	10 to 24	24 to 36	36 to 55	55 to 100	100, &c.		under 14	14 to 25	25, &c.			under 14	14 to 25	25, &c.	
						1		1																2									
									1															3									
1									1															8					1				
	2					2			1						1									13									
							1	1																6									
			1						1															4									
2	2	1				4	1		1															11									
1	1					3	2		1															8				1					
			1			1			1	1														11									
2				1	1		1		2	2														9									
						2		2																12									
			1	1					1	1														4									
				2		2	1	1		1														12									
									1															1									
							1		1															6									
							1																	5									
		1				1		1																8									
3	1		3	1		2	2	2	2															44									
1	2	1	1				1		1															10									
2			1			2	3	2																17									
															1									1									
																							5	4									
2	1					1																	15	13									
1									1														5	8									
1				1						1														5									
									1															5									
						1	1		1	1														17									
	1	1					1																	3									
1		2	2				1	1																17									
10	6	10	6	1		22	27	11	18	7					1	1								261				1	1				

B 18

(No. 4.)

270

SCHEDULE of the whole number of Persons within the Division allotted to A. S. B.

Name of County, City, Ward, Town, Township, Parish, Precinct, Hundred, or District.	NAMES OF HEADS OF FAMILIES.	FREE WHITE PERSONS, (INCLUDING HEADS OF FAMILIES.) MALES: Under five years of age	Of five and under ten	Of ten and under fifteen	Of fifteen and under twenty	Of twenty and under thirty	Of thirty and under forty	Of forty and under fifty	Of fifty and under sixty	Of sixty and under seventy	Of seventy and under eighty	Of eighty and under ninety	Of ninety and under one hundred	Of one hundred and upwards	FEMALES: Under five years of age	Of five and under ten	Of ten and under fifteen	Of fifteen and under twenty	Of twenty and under thirty	Of thirty and under forty	Of forty and under fifty	Of fifty and under sixty	Of sixty and under seventy	Of seventy and under eighty	Of eighty and under ninety	Of ninety and under one hundred
		under 5	5 to 10	10 to 15	15 to 20	20 to 30	30 to 40	40 to 50	50 to 60	60 to 70	70 to 80	80 to 90	90 to 100	100, &c.	under 5	5 to 10	10 to 15	15 to 20	20 to 30	30 to 40	40 to 50	50 to 60	60 to 70	70 to 80	80 to 90	90 to 100
City of	Nehemiah K Butler		1				2								5	1			3							
Augusta	A. B. Walker						1										1			1						
3rd Ward	F. B. T. Brown						1								1					1						
	George Murrah					1	1	1												1						
	H. Bowdus Hanes																									
	Sarah McKinne																									
	W. Baley					1	1																			
	Samuel Smith	1				1									1	1			1							
	Sarah Gordon																		1							
	William Keener	3	2				1										1	1	X	1						
	Levisa Dunn		1			1	1								1			1			1					
	John Haynes																									
	William Martin	1	1				1								1	1	1			1						
	Billy Oliver																									
	Winney Galphin																									
	Judah Fryer														2				1							
	Peter Fox																									
	Polly Watkins																				1					
	Harry Phinizy																									
	Wm. Bostwick Hans																									
	Frank Taylor Co																									
	William Harper Co																									
	Elizabeth Roter																			1	1					
	James Peary					1									2				1							
	Matilda Kelley																									
	John Valentine	1					1								1					1						
	Mrs. McCoys Hans																									
	A Waterman Co																									
		6	5			5	10	1							14	3	3	2	7	7	3					

D 18

U. S. Bureau of the Enumeration of the Inhabitants of the [illegible] District (or Territory) of [illegible]

1839 270

SLAVES.												FREE COLORED PERSONS.												TOTAL.	WHITE PERSONS included in the foregoing.					SLAVES AND COLORED PERSONS, included in foregoing.			
MALES.						FEMALES.						MALES.						FEMALES.														
Under ten years of age.	Of ten and under twenty-four.	Of twenty-four and under thirty-six.	Of thirty-six and under fifty-five.	Of fifty-five and under one hundred.	Of one hundred and upwards.	Under ten years of age.	Of ten and under twenty-four.	Of twenty-four and under thirty-six.	Of thirty-six and under fifty-five.	Of fifty-five and under one hundred.	Of one hundred and upwards.	Under ten years of age.	Of ten and under twenty-four.	Of twenty-four and under thirty-six.	Of thirty-six and under fifty-five.	Of fifty-five and under one hundred.	Of one hundred and upwards.	Under ten years of age.	Of ten and under twenty-four.	Of twenty-four and under thirty-six.	Of thirty-six and under fifty-five.	Of fifty-five and upwards.	Of one hundred and upwards.		Who are Deaf and Dumb, under fourteen years of age.	Who are Deaf and Dumb, of the age of fourteen and under twenty-five.	Who are Deaf and Dumb, of the age of twenty-five and upwards.	Who are blind.	ALIENS—Foreigners not naturalized.	Who are Deaf and Dumb, under fourteen years of age.	Who are Deaf and Dumb, of the age of fourteen and under twenty-five.	Who are Deaf and Dumb, of the age of twenty-five and upwards.	Who are blind.
																									under 14	14 to 25	25, &c.			under 14	14 to 25	25, &c.	
	1	1	1			1				1								1						18								
			1					1	1															6								
								1	1															5								
			1			2		1																8								
							2	1																3								
	1					1		1	1															3								
		1					1		1															6								
	1							1																7								
																								1								
						1	1																	11								
1						1	1																	9								
		1	1						1															11								
						1		1																9								
	1					1	1																	3								
									1															1								
																								3								
	1		1			1																		3								
						1																		3								
						1																		2								
2	1		1	1		2	1	1	1															11								
	1					2		1																4								
1	1	1				11		1																5								
		1						1											1					3								
																								2								
		1					1																	6								
																		2	1					3								
2								1																4								
		1				1			1															3								
									1	1														1								
5	6	5	8	3		17	9	14	7	2					1			1	2	1		1		149								

B 19

(No. 4.)

271

SCHEDULE of the whole number of Persons within the Division allotted to J. S. Berry

Name of County, City, Ward, Town, Township, Parish, Precinct, Hundred, or District.	NAMES OF HEADS OF FAMILIES.	FREE WHITE PERSONS, (INCLUDING HEADS OF FAMILIES.) MALES. Under five years of age.	Of five and under ten.	Of ten and under fifteen.	Of fifteen and under twenty.	Of twenty and under thirty.	Of thirty and under forty.	Of forty and under fifty.	Of fifty and under sixty.	Of sixty and under seventy.	Of seventy and under eighty.	Of eighty and under ninety.	Of ninety and under one hundred.	Of one hundred and upwards.	FEMALES. Under five years of age.	Of five and under ten.	Of ten and under fifteen.	Of fifteen and under twenty.	Of twenty and under thirty.	Of thirty and under forty.	Of forty and under fifty.	Of fifty and under sixty.	Of sixty and under seventy.	Of seventy and under eighty.	Of eighty and under ninety.	Of ninety and under one hundred.	Of one hundred and upwards.
		under 5	5 to 10	10 to 15	15 to 20	20 to 30	30 to 40	40 to 50	50 to 60	60 to 70	70 to 80	80 to 90	90 to 100	100, &c.	under 5	5 to 10	10 to 15	15 to 20	20 to 30	30 to 40	40 to 50	50 to 60	60 to 70	70 to 80	80 to 90	90 to 100	100, &c.
City of	Isaac Taylor						2	1								2		1	1	1	1						
Augusta	E. Bacon's Slaves																										
3rd Ward	R. H. Musgrove Co.																			1							
	Betsey Hicks																										
	Leah Larry																										
	John W. Bridges	2						1								1	1			1							
	Samuel Stringer		1				1													1							
	Robert Walton	2		1			1									1		1		1							
	A. G. Raiford							1								1				1							
	Lewis Levy					1													1								
	Mrs. Watkins' Slaves																										
	Aleck Pope																										
	George Grant																										
	Elizabeth Jones Slaves																										
	John Carmichael, Jr.																										
	Hezekiah Bailey					1	1									1					1						
	N. Alley	1	1	1				1									1	1	1								
	William Payne						1																				
	William Taliaferro							1													1						
	George S. Morris			1		1									1				1								
	A. J. Huntington	2	1				1										1		1								
	Gabriel Clarke	1	2	1		1			1						1		1	1	1	1							
	George Hill	1					1													1							
	Charles Urquhart							1																			
	Harriet C. Eiles					1															1						
	Abigail Stay				1												1				1						
	John R. Gahagan			1		1	1	1															1				
	James Barton					1													1								
		9	8	5	1	7	10	7	1						2	6	5	4	7	8	5		1				

B 19

Fol. 1. B... [illegible] Page 541

271

SLAVES.														FREE COLORED PERSONS.												TOTAL.	WHITE PERSONS included in the foregoing.					SLAVES AND COLORED PERSONS included in foregoing.				
MALES.							FEMALES.							MALES.							FEMALES.														
Under ten years of age.	Of ten and under twenty-four.	Of twenty-four and under thirty-six.	Of thirty-six and under forty-three.	Of forty-three and forty-nine hundred.	Of forty-nine hundred and upwards.	Of one hundred and upwards.	Under ten years of age.	Of ten and under twenty-four.	Of twenty-four and under thirty-six.	Of thirty-six and under forty-three.	Of forty-three and forty-nine hundred.	Of forty-nine hundred and upwards.	Of one hundred and upwards.	Under ten years of age.	Of ten and under twenty-four.	Of twenty-four and under thirty-six.	Of thirty-six and under forty-three.	Of forty-three and forty-nine hundred.	Of forty-nine hundred and upwards.	Under ten years of age.	Of ten and under twenty-four.	Of twenty-four and under thirty-six.	Of thirty-six and under forty-three.	Of forty-three and forty-nine hundred.	Of forty-nine hundred and upwards.	Of one hundred and upwards.		Under 14 years of age.	14 to 25.	26 to 44.	45 and upwards.	Number of deaf and dumb, blind, insane, or idiots, not known.	Under 14 years of age.	14 to 25.	26 to 44.	45 and upwards.
under 10	10 to 24	24 to 36	36 to 43	43 to 100	100, &c.		under 10	10 to 24	24 to 36	36 to 43	43 to 100	100, &c.		under 10	10 to 24	24 to 36	36 to 43	43 to 100	100, &c.	under 10	10 to 24	24 to 36	36 to 43	43 to 100	100, &c.											
2	2	5		2				1		2																23									
1							4			2																7									
1							1	2		1																6									
			2	1							1			3							2	1	1		1			12									
														1			1				1		1	1				5									
1			1					1	1		1																	11									
1	1						3	1	1	1	1																	18									
	1																											4									
																												3									
																												2									
				1					1		1																	3									
																												2									
			1												1													4									
										1						2												4									
			1							1					1						1			1				4									
5							3	2	1	1																		12									
				1						1																		2									
																												4									
																												8									
								1																				3									
																												2									
																												7									
2																												13									
1							3		2		1																	31									
3	4		4						3	1	1																	10									
3			1				1			2																		2									
										1																		3									
									1																			6									
1										1	1																	7									
1										1																										
15	9	4	10		45	8	12	14	7		4	2		3	2		3	2	2	2	1				214									

B 29

(No. 4.)

272

SCHEDULE of the whole number of Persons within the District allotted to A. L. Pa...

| Name of County, City, Town, Township, Parish, Precinct, Hundred or District. | NAMES of HEADS OF FAMILIES. | FREE WHITE PERSONS, (INCLUDING HEADS OF FAMILIES.) | | |

Fell. F. Pa. [illegible] Enumerator's District for [illegible] Page [illegible] 543

SLAVES.												FREE COLORED PERSONS.												TOTAL.	WHITE persons included in the foregoing.				SLAVES AND COLORED PERSONS included in foregoing.			
MALES.							FEMALES.						MALES.						FEMALES.													
Under 10 years of age	10 to 24	24 to 36	36 to 55	55 to 100	100, &c.		Under 10 years of age	10 to 24	24 to 36	36 to 55	55 to 100	100, &c.	Under 10 years of age	10 to 24	24 to 36	36 to 55	55 to 100	100, &c.												
												1												5				4			
												1												1							
1			1				2			1														8							
1	1						2		1	1														6							
2	1	1					1		1		1				1									6							
2							3		1				2		1	1				1	1			8							
		1						2																12							
				1			2			1														8							
											1													4							
																								3							
																								7							
											1													6							
								1	1															1							
																								11							
3	2	1	3				1	4		4	1													34							
							2	1																13							
																								3							
																								7							
1	3		1				2		1	1	1													17							
							2	1		1														9							
							2		1															11							
								1		1														7							
	2						1	2		1														16							
2			1				2		1	1														17			1				
3			1				1	1	1															7							
1		2	2					2		1														20							
1	1						2	1	1															18							
																								3							
	2							1																6							
12	5	9	4				35	16	10	14	3	2		2	1	2				1	1			261			2				

B 21

(No. 6.)

273

SCHEDULE of the whole number of Persons within the Division allotted to J. S. Bu[illegible]

Name of County, City, Ward, Town, Township, Parish, Precinct, Hundred, or District.	NAMES OF HEADS OF FAMILIES.	FREE WHITE PERSONS, (INCLUDING HEADS OF FAMILIES.) MALES. Under five years of age.	Of five and under ten.	Of ten and under fifteen.	Of fifteen and under twenty.	Of twenty and under thirty.	Of thirty and under forty.	Of forty and under fifty.	Of fifty and under sixty.	Of sixty and under seventy.	Of seventy and under eighty.	Of eighty and under ninety.	Of ninety and under one hundred.	Of one hundred and upwards.	FEMALES. Under five years of age.	Of five and under ten.	Of ten and under fifteen.	Of fifteen and under twenty.	Of twenty and under thirty.	Of thirty and under forty.	Of forty and under fifty.	Of fifty and under sixty.	Of sixty and under seventy.	Of seventy and under eighty.	Of eighty and under ninety.	Of ninety and under one hundred.
		under 5	5 to 10	10 to 15	15 to 20	20 to 30	30 to 40	40 to 50	50 to 60	60 to 70	70 to 80	80 to 90	90 to 100	100, &c.	under 5	5 to 10	10 to 15	15 to 20	20 to 30	30 to 40	40 to 50	50 to 60	60 to 70	70 to 80	80 to 90	90 to 100
City of Augusta 3rd Ward	George Holcombe								1						2					1						
	John S. Crombs	1	2		1	2		1							1						1					
	Elizabeth Tant	1		1		1												1	1		1			1		
	Jonathan Meigs' Hauns																									
	Thomas Levingston	1				2													2							
	David Caven			1		2									1			1		1						
	John Caldwell			1	1	X			1								1	X		X	1					
	Mary Shaw		1	1	1			1											X	1X						
	Barna McKinne	1	2		3	2		1							1	1	1		X	2						
	Mrs. Cocke																		1	1				1		
	Jonathan Hill			1				1								1	1		1							
	William Harper	1					1								1	1			1							
	James Harper				1																					
	Frederick Selleck	1	1				1								1	1			1							
	Joseph Carrie	1	1						1						1	2	1			1						
	Cesaire Blome			2			1									1				1			1			
	Henry Harper					1	1													1						
	Thomas B. Danforth	1	1				3												1		1					
	John Really	1	1												1				1							
	Newson Heard					1	1												1							
	Eliza Ingrams Hauns																									
	Mrs. Germond				1										1				1		1					
	Edmund Heard					1		1												1						
	Stephen Mullally	1				1	1												2							
	Thomas Bell						1										2	1								
	John S. Campbell	1					1												1							
	Ann Fox's Hauns																	1								
	William Thompson						1													1						
		11	9	7	8	X3	X4	5	5						10	7	6	4	14	11	5		1	1		

B 21

Fit I Boat [illegible] (or Territory) of [illegible]

1273

SLAVES. MALES. Under 10 years of age	10 to 24	24 to 36	36 to 55	55 to 100	100, &c.	FEMALES. Under 10 years of age	10 to 24	24 to 36	36 to 55	55 to 100	100, &c.	FREE COLORED PERSONS. MALES. Under 10 years of age	10 to 24	24 to 36	36 to 55	55 to 100	100, &c.	FEMALES. Under 10 years of age	10 to 24	24 to 36	36 to 55	55 to 100	100, &c.	TOTAL.	WHITE PERSONS included in the foregoing. Who are Deaf and Dumb, under fourteen years of age	Who are Deaf and Dumb, of the age of fourteen and under twenty-five	Whether Deaf and Dumb, of twenty-five and upwards	Whether blind	ALIENS—Foreigners not naturalized	SLAVES AND COLORED PERSONS, included in foregoing. Who are Deaf and Dumb, under fourteen years of age	Who are Deaf and Dumb, of the age of fourteen and under twenty-five	Who are Deaf and Dumb, of the age of twenty-five and upwards	Who are blind
					1					1														5							
1	2							1	1						1									15							
1								4																7							
	1	2	4						1															8							
									1															6							
1	4	1										1	2		1									19			3				
																								5							
8	1	1	1			3		4		1														33							
				1		1			3	1														7							
1	3	1	1			2			1															19							
1	1		1	1		2	2	1		1														13							
	2	1	2	1		1			1	1														11							
							1	2	1															8							
1	1								1															11							
										1														7							
								1																11							
1		1				2	1		1	1														14							
2	1					1	1		1															12							
								1																11							
3			1				1	1		1														7							
							1			2														5							
1	1					1			1															7							
1	1					1		1																9							
		1					1	1																7							
1																								11							
		1				2		3																1							
						1			1															11							
1	15	13	10	5		17	8	16	14	10		4	2		2									273			3				

B 22

(No. 4.) 274

SCHEDULE of the whole number of Persons within the Division allotted to J. L. Bee

Name of County, City, Ward, Town, Township, Parish, Precinct, Hundred, or District.	NAMES OF HEADS OF FAMILIES.	FREE WHITE PERSONS, (INCLUDING HEADS OF FAMILIES.) MALES. Under five years of age.	Of five and under ten.	Of ten and under fifteen.	Of fifteen and under twenty.	Of twenty and under thirty.	Of thirty and under forty.	Of forty and under fifty.	Of fifty and under sixty.	Of sixty and under seventy.	Of seventy and under eighty.	Of eighty and under ninety.	Of ninety and under one hundred.	Of one hundred and upwards.	FEMALES. Under five years of age.	Of five and under ten.	Of ten and under fifteen.	Of fifteen and under twenty.	Of twenty and under thirty.	Of thirty and under forty.	Of forty and under fifty.	Of fifty and under sixty.	Of sixty and under seventy.	Of seventy and under eighty.	Of eighty and under ninety.	Of ninety and under one hundred.	Of one hundred and upwards.
		under 5	5 to 10	10 to 15	15 to 20	20 to 30	30 to 40	40 to 50	50 to 60	60 to 70	70 to 80	80 to 90	90 to 100	100, &c.	under 5	5 to 10	10 to 15	15 to 20	20 to 30	30 to 40	40 to 50	50 to 60	60 to 70	70 to 80	80 to 90	90 to 100	100, &c.
City of	James McAlister					1																					
Augusta	Edward O'Connor			1			1								2				1								
3rd Ward	P. Carré							1							2	2	1		1	1							
	Isham Thompson	1	1				1								1	1			1								
	Thomas Cummings	1			1		1			1					2	1			2	1			1				
	J. P. Stuart					1	1								1				1								
	Samuel Hale Planters Hotel	4	2		11	17	18	1	1						2			1	8	2		1					
	F. Kennedy U.S. Hotel				1	15	16																				
	Edward Thomas' Hams																										
	P. Stovall's do																										
	Benjamin Barton					1	1												1								
	James M. Prescott						1								2				1			1					
	J. W. Whitlock	1	2			1									1				1								
	Ann Ross															2	1			1							
	Robert Reid									1																	
	Z. Garnett		3						1						2				1		2						
	Jno. Collins																										
	L. A. Rigaud's Hams																			1							
	Wm. Shannon Globe Hotel	6				29	31	7									4	5		4		2					
	Christian Marks	1						1							1						1						
	Susan Williams' Hams																										
	Samuel Hale Co.																										
	Mary Stehudy			1	1											1		1		1				1			
	Luther Cummings		2					1													1						
	J. Andrews Hams																										
	John P. King's Hams																										
	P. Larry								1		1																
	W. P. Dearmond's Hams																										
		14	10	2	7	65	67	11	3	2	1				16	7	6	7	18	10	4	3	1	1			

0 3 3 3

2nd

B 223

	SLAVES. MALES.							SLAVES. FEMALES.							TOTALS.	WHITE PERSONS included in the foregoing.						DEAF AND DUMB AND BLIND.			
	Under ten years of age.	Of ten and under twenty-four.	Of twenty-four and under thirty-six.	Of thirty-six and under fifty-five.	Of fifty-five and under one hundred.	Of one hundred and upwards.		Under ten years of age.	Of ten and under twenty-four.	Of twenty-four and under thirty-six.	Of thirty-six and under fifty-five.	Of fifty-five and under one hundred.	Of one hundred and upwards.			Under ten years of age.	Of ten and under twenty-four.	Of twenty-four and under thirty-six.	Of thirty-six and under fifty-five.	Of fifty-five and under one hundred.	Of one hundred and upwards.	Who are Deaf and Dumb, under fourteen years of age.	Who are Deaf and Dumb, of the age of fourteen and under twenty-five.	Who are Deaf and Dumb, of the age of twenty-five and upwards.	Who are blind.
	1														1	1									
	1														7	1									
	2	3	1	3	2	1									9	9									
	2	1		1											4	4									
	1			1											7	7									
	14	6	12	8	1										132	132	11	2							
	1	8	5	1	1										51	51									
	1														6	6									
															1	1									
															3	3									
	2		1					2	1	1	1				11	11									
	1														6	6									
															11	11									
															1	1									
	4	1	2	2		1									23	23									
															3	3									
	4		1	1	1			1		1					11	11									
	6	2	2	2	3	1									135	135									
	2	2			1										12	12									
	1	1		1											5	5									
															1	1									
	1				1										7	7									
								1							5	5									
															3	3									
															35	35									
															3	3									
															11	11									
	23	44	18	12	1	1		30	25	28	21	7	1		510	510	11	2							

B 23

(No. 4.)

275

SCHEDULE of the whole number of Persons within the Division allotted to O.S.D.

Name of County, City, Ward, Town, Township, Parish, Precinct, Hundred, or District.	NAMES or HEADS OF FAMILIES.	FREE WHITE PERSONS, (INCLUDING HEADS OF FAMILIES.) MALES. Under five years of age.	Of five and under ten.	Of ten and under fifteen.	Of fifteen and under twenty.	Of twenty and under thirty.	Of thirty and under forty.	Of forty and under fifty.	Of fifty and under sixty.	Of sixty and under seventy.	Of seventy and under eighty.	Of eighty and under ninety.	Of ninety and under one hundred.	Of one hundred and upwards.	FEMALES. Under five years of age.	Of five and under ten.	Of ten and under fifteen.	Of fifteen and under twenty.	Of twenty and under thirty.	Of thirty and under forty.	Of forty and under fifty.	Of fifty and under sixty.	Of sixty and under seventy.	Of seventy and under eighty.	Of eighty and under ninety.	Of ninety and under one hundred.
		under 5	5 to 10	10 to 15	15 to 20	20 to 30	30 to 40	40 to 50	50 to 60	60 to 70	70 to 80	80 to 90	90 to 100	100, &c.	under 5	5 to 10	10 to 15	15 to 20	20 to 30	30 to 40	40 to 50	50 to 60	60 to 70	70 to 80	80 to 90	90 to 100
City of	Henry Boyd		1				1								1					1				1		
Augusta	Edward W. Collier		1		2	6	3								1	1				1	1					
3rd Ward	A. Waterman's Hann																									
	Joseph Rivers	1			1	1	1										1		1	1						
	John J. Maguire			1		3																				
	Mary Kennedy		1													1				1						
	Lucy Carns																									
	Milly Fitchett																									
	A. Gould's Hann																									
	T. S. Metcalf						1								1				1			1				
	William Houseley	1					1								3				2	1						
	H. Weston		1					1							1		1			1						
	John Fox's Hann																									
	Alexander Mackay's Hann																									
	H. Bowdre's Hann																									
	B. H. Warren's Hann																									
	Turner Smith																									
	W. Modernell's Hann																									
	P. H. Mantz's Hann																									
	John P. King's Ho																									
	Robert A. Reed					2										1	1	1		1		1				
	Catherine M. Carlin			1		1											1				1					
	Joseph Singer	2						1										2								
	W. M. D'Antignac				1	2									1				1							
	Alexander Bryan	1						1							1					1						
	John Dent						1								1	1				1						
	Daniel Dill					2																				
	G. A. B. Walkin's Hann																									
		5	4	2	4	17	8	3							10	4	4	3	5	9	2	2		1		

B. 23

Fell. P. Brick

549/275

SLAVES.													FREE COLORED PERSONS.												TOTAL.	WHITE persons included in the foregoing.				SLAVES AND COLORED PERSONS, included in foregoing.			
MALES.							FEMALES.						MALES.						FEMALES.													
Under 10 years of age	10 to 24	24 to 36	36 to 55	55 to 100	100, &c.		Under 10 years of age	10 to 24	24 to 36	36 to 55	55 to 100	100, &c.	Under 10 years of age	10 to 24	24 to 36	36 to 55	55 to 100	100, &c.	Under 10 years of age	10 to 24	24 to 36	36 to 55	55 to 100	100, &c.		Who can Read and Write, under fourteen years of age.	Who can Read and Write, of the age of fourteen and under twenty-five.	Who can Read and Write, of the age of twenty-five and upwards.	Who can Read, and cannot Write.	ALIENS—Excepted from enumeration.	Who can Read and Write, under fourteen years of age.	Who can Read and Write, of the age of fourteen and under twenty-five.	Who can Read and Write, of the age of twenty-five and upwards.	Who can Read, and cannot Write.
Of ten years and under fifteen.	Of fifteen and under twenty-four.	Of twenty-four and under thirty-six.	Of thirty-six and under forty-five.	Of forty-five and under fifty-five.	Of fifty-five and upwards.		Of ten years and under fifteen.	Of fifteen and under twenty-four.	Of twenty-four and under thirty-six.	Of thirty-six and under forty-five.	Of forty-five and under fifty-five.	Of fifty-five and upwards.	Of ten years and under fifteen.	Of fifteen and under twenty-four.	Of twenty-four and under thirty-six.	Of thirty-six and under forty-five.	Of forty-five and under fifty-five.	Of fifty-five and upwards.	Of ten years and under fifteen.	Of fifteen and under twenty-four.	Of twenty-four and under thirty-six.	Of thirty-six and under forty-five.	Of forty-five and under fifty-five.	Of fifty-five and upwards.										
							1	1	1																5								
3		2						2	1	1	1														26								
	1			1				1		1															14								
1	1							2			1														11								
										1															5								
1			1						1																6								
	1																								5								
															1										6								
2			1				2			1										1	2	1	1		6								
		1	1				1	1																	8								
	3							1	2																14								
								1		2															3								
	1						1		1	1															11								
			1						1					1						1	1				5								
2			1						1	1															5								
	1			1					1		1														4								
4	2														1					2	3	2	1		15								
1	3		1					1	1					1			1								9								
				1						1	1														3								
		3	4				1	3	3	3															17								
5	4						5	2	1	2	1														27								
2		1	3	1			4	3	3	1															22								
																									5								
1	1	1						1	1																10								
2								1	1																8								
2	1		1				1	2	1	1															13								
1	2									1															6								
	1									1															2								
22	8	14	11				16	22	20	18	5		3	4	1	1	1		6	6	3	1	1		265								

B 24

(No. 4.)

276

SCHEDULE of the whole number of Persons within the Division allotted to D. S. Bury

FREE WHITE PERSONS, (INCLUDING HEADS OF FAMILIES.)

Name of County, City, Ward, Town, Township, Parish, Precinct, Hundred, or District.	NAMES OF HEADS OF FAMILIES.	MALES. Under five years of age.	Of five and under ten.	Of ten and under fifteen.	Of fifteen and under twenty.	Of twenty and under thirty.	Of thirty and under forty.	Of forty and under fifty.	Of fifty and under sixty.	Of sixty and under seventy.	Of seventy and under eighty.	Of eighty and under ninety.	Of ninety and under one hundred.	Of one hundred and upwards.	FEMALES. Under five years of age.	Of five and under ten.	Of ten and under fifteen.	Of fifteen and under twenty.	Of twenty and under thirty.	Of thirty and under forty.	Of forty and under fifty.	Of fifty and under sixty.	Of sixty and under seventy.	Of seventy and under eighty.	Of eighty and under ninety.	Of ninety and under one hundred.
		under 5	5 to 10	10 to 15	15 to 20	20 to 30	30 to 40	40 to 50	50 to 60	60 to 70	70 to 80	80 to 90	90 to 100	100, &c.	under 5	5 to 10	10 to 15	15 to 20	20 to 30	30 to 40	40 to 50	50 to 60	60 to 70	70 to 80	80 to 90	90 to 100
City of	C. D. Mallary	2				1									1			1	2							
Augusta	Joseph C. Eve	1				1	1								3				1							
3d Ward	Kerr & Graham					1		2																		
	John Kerr	2					1									1			1		1					
	Nelson Baird	1				1													2							
	John Carrie							1																		
	Thos. Flournoy's Slaves																									
	Widow Jordan	1	1		1														2	1			1			
	Elizabeth Douglass	1				1													1							
	Jane Boddy		1	1												1		1				1				
	Ann Gaillard																		2							
	H. Bowers Slaves																									
	S. Hale & Mrs. McKeen's Slaves																									
	Rebecca Jones																	1	1							
	J. J. Walton's Slaves																									
	Mrs. Meredith's do																									
	Chabonier										1															
	Wiley Hargrove			1			1												1		1		1			
	R. B. Haveland	1			1														2							
	John Carmichael	1	1	1	2				1						1		2		1		1					
	John Carries Slaves																									
	Miss Stallings' do																									
	Rev. Dr. Stokes							1																		
	Paul G. Cottle's Slaves																									
	John Clarke	1		2	1	1			1									2	1		1					
	Balthazar Boggs				1					1						1						1				
	Moses Reilly		1				1										1		1							
	John Wilkinson	1						1										1								
		12	4	5	6	8	4	5	2	1	1				5	3	3	6	18	1	4	2	2			

B. 22

U. S. Bureau of the Census ... Tenth Census ... SCHEDULE 5

SLAVES. MALES. Under ten years of age	Ten to twenty-four	Twenty-four and under thirty-six	Thirty-six and under fifty-five	Fifty-five and under one hundred	One hundred and upwards	SLAVES. FEMALES. Under ten years of age	Ten and under twenty-four	Twenty-four and under thirty-six	Thirty-six and under fifty-five	Fifty-five and under one hundred	One hundred and upwards	FREE COLORED PERSONS. MALES. Under ten years of age	Ten and under twenty-four	Twenty-four and under thirty-six	Thirty-six and under fifty-five	Fifty-five and under one hundred	One hundred and upwards	FREE COLORED PERSONS. FEMALES. Under ten years of age	Ten and under twenty-four	Twenty-four and under thirty-six	Thirty-six and under fifty-five	Fifty-five and under one hundred	One hundred and upwards	TOTAL.	WHITE PERSONS included in the foregoing. Whose Deaf and Dumb ... under 14	14 to 25	25, &c.	Whose Blind.	Whose Insane and Idiots.	SLAVES AGED ... Whose Deaf and Dumb ...	Whose Blind or Insane and Idiots.	under 14	14 to 24	24, &c.
1	1						2																	11								
2		1	3			1	1	2																17								
1	2					1	1		1															9								
1	1	1	1				1	1	1															13								
1						1		1																7								
		1				1	1		1					1						1				1					1			
				1						1														2								
							1																	4								
									1															4								
								1																5								
																								3								
1		1					1		2															5								
1			1				2																	4								
								1																3								
1						2		2	1															6								
1						2	1	1																5								
				1						1														3								
																								5								
2	1					3		1	1															11								
5	2	1	1			1	1	2	1	1														26								
2	X					1		1		1														5								
2	1		1			1	2	1	1	2										1				12								
1	1			1				2																1								
		1				3		1																5								
	2						2		2															16								
	1					1		1	1	1														9								
																								4								
																								3								
22	12	5	7	4		18	14	16	16	7			1			1		1						216				1				

B 25

277 **SCHEDULE of the whole number of Persons within the Division allotted to** S. F. Berry

Name of County, City, Ward, Town, Township, Parish, Precinct, Hundred, or District.	NAMES or HEADS OF FAMILIES.	FREE WHITE PERSONS, (INCLUDING HEADS OF FAMILIES.) MALES. Under five years of age.	Of five and under ten.	Of ten and under fifteen.	Of fifteen and under twenty.	Of twenty and under thirty.	Of thirty and under forty.	Of forty and under fifty.	Of fifty and under sixty.	Of sixty and under seventy.	Of seventy and under eighty.	Of eighty and under ninety.	Of ninety and under one hundred.	Of one hundred and upwards.	FEMALES. Under five years of age.	Of five and under ten.	Of ten and under fifteen.	Of fifteen and under twenty.	Of twenty and under thirty.	Of thirty and under forty.	Of forty and under fifty.	Of fifty and under sixty.	Of sixty and under seventy.	Of seventy and under eighty.	Of eighty and under ninety.	Of ninety and under one hundred.	Of one hundred and upwards.
		under 5	5 to 10	10 to 15	15 to 20	20 to 30	30 to 40	40 to 50	50 to 60	60 to 70	70 to 80	80 to 90	90 to 100	100, &c.	under 5	5 to 10	10 to 15	15 to 20	20 to 30	30 to 40	40 to 50	50 to 60	60 to 70	70 to 80	80 to 90	90 to 100	100, &c.
City of	John A. Gregory	1				1													1								
Augusta	John Fenn	1			1	3	1								1	1			1								
Ward	Henry Bass	2	1					1								1				1							
	Eli Mustin		2	1	1		1								1	1				1							
	Joseph Boulineau						1											1									
	Widow Hatchins																	1		1							
	Mary Hatchins			1	2													1					1				
	H. Bowdre, Slaves																										
	John P. Greene do					3									1			1									
	Henry H. Cumming	1					1								1				1								
	Cosby Dickins in			2	1	1			1							1	1					1					
	S. Dixon & Mrs Clarke's Slaves																										
	Mrs Ashfield	1					1													1							
	John Chiles		1				2										1	1		2							
	Phillis Hill																										
	Thomas G. Hall			1	2	5	2	1									2			1							
	G. T. Dortic	2				1	1												1								
	James M. Carter		2	1		1	2								3				1		1						
	John W. Hunter					1												1									
	J. R. St John		1	1			1			1								1	1		1						
	Hays Bowdre	2				1													1		1						
	J. B. Lafitte		1			1	1			1					1							1					
	George W. Crawford		X		1													1		1							
	G. B. Marshall	3					1												1								
	D. Berry's Slaves					1													1								
	John B. Greene do																										
	Nelson Carter																										
		13	8	7	8	22	15	2	1	2					8	4	4	8	9	8	2	2	1				

B 25

[illegible] Dutch Election (or Township) of [illegible]

543

SLAVES. MALES. Under 10 years of age	SLAVES. MALES. 10 to 24	SLAVES. MALES. 24 to 36	SLAVES. MALES. 36 to 55	SLAVES. MALES. 55 to 100	SLAVES. MALES. 100, &c.	SLAVES. FEMALES. Under 10 years of age	SLAVES. FEMALES. 10 to 24	SLAVES. FEMALES. 24 to 36	SLAVES. FEMALES. 36 to 55	SLAVES. FEMALES. 55 to 100	SLAVES. FEMALES. 100, &c.	FREE COLORED PERSONS. MALES. Under 10 years of age	FREE COLORED PERSONS. MALES. 10 to 24	FREE COLORED PERSONS. MALES. 24 to 36	FREE COLORED PERSONS. MALES. 36 to 55	FREE COLORED PERSONS. MALES. 55 to 100	FREE COLORED PERSONS. MALES. 100, &c.	FREE COLORED PERSONS. FEMALES. Under 10 years of age	FREE COLORED PERSONS. FEMALES. 10 to 24	FREE COLORED PERSONS. FEMALES. 24 to 36	FREE COLORED PERSONS. FEMALES. 36 to 55	FREE COLORED PERSONS. FEMALES. 55 to 100	FREE COLORED PERSONS. FEMALES. 100, &c.	TOTAL	WHITE PERSONS included in this Enumeration. Who are Deaf and Dumb under the age of fourteen years	WHITE PERSONS included in this Enumeration. Who are Deaf and Dumb of the age of fourteen and under twenty-four	WHITE PERSONS included in this Enumeration. Who are Deaf and Dumb of the age of twenty-four and upwards	WHITE PERSONS included in this Enumeration. Who are Blind	SLAVES AND COLORED PERSONS, included in Enumeration. Who are Deaf and Dumb under the age of fourteen years	SLAVES AND COLORED PERSONS, included in Enumeration. Who are Deaf and Dumb of the age of fourteen and under twenty-four	SLAVES AND COLORED PERSONS, included in Enumeration. Who are Deaf and Dumb of the age of twenty-four and upwards	SLAVES AND COLORED PERSONS, included in Enumeration. Who are Blind
			2				1		1															3								
		1						1																13								
2							1																	10								
							1																	9								
						1		1																4								
																								2								
	1					3	2																	11								
3							1																	4								
	1			1		1		2																10								
		1				3	1	1	1															11								
	1	1	2			1	1	1		1														16								
1						1		1	1															4								
																								3								
1								1																9			2					
1							1	2										1						5								
1	4	5	2				4	2																35			1					
	1			1			1	2																10								
	1	3				1		2	1															17								
2								2																6								
		1				2		1	1															12								
	1							3																8								
						1	3	1	1	1														11								
							1			1														7								
4	3		1			4	1		2															17								
5	10	9	4			1	3	4	1															42								
		2																1						3								
	12	20	2																					34								
	35	43	13	2		19	21	27	9	3								2						318			3					

B-26

(No. 4.)

278

SCHEDULE of the whole number of Persons within the Division allotted to

Name of County, City, Ward, Town, Township, Parish, District or Division	NAME of HEADS OF FAMILIES.	FREE WHITE PERSONS, (INCLUDING HEADS OF FAMILIES.) MALES. Under five years of age	Of five and under ten	Of ten and under fifteen	Of fifteen and under twenty	Of twenty and under thirty	Of thirty and under forty	Of forty and under fifty	Of fifty and under sixty	Of sixty and under seventy	Of seventy and under eighty	Of eighty and under ninety	Of ninety and under one hundred	Of one hundred and upwards	FEMALES. Under five years of age	Of five and under ten	Of ten and under fifteen	Of fifteen and under twenty	Of twenty and under thirty	Of thirty and under forty	Of forty and under fifty	Of fifty and under sixty	Of sixty and under seventy	Of seventy and under eighty	Of eighty and under ninety	Of ninety and upwards
		under 5	5 to 10	10 to 15	15 to 20	20 to 30	30 to 40	40 to 50	50 to 60	60 to 70	70 to 80	80 to 90	90 to 100	100, &c.	under 5	5 to 10	10 to 15	15 to 20	20 to 30	30 to 40	40 to 50	50 to 60	60 to 70	70 to 80	80 to 90	90 to 100
County	George Murray								1																	
of	Michael F Boisclair						1											1		1		1				
Richmond	Geo. H. D. Walker		1	1		1										1			1	1	1					
Dundas	Mary Clements	2																			1	1				
District	Mary Chance																	1			1					
	Mathew Verdon					1					1							1				1				
	Peter F. Boisclair	1					1								1				1			X				
	Joseph Eve Senr	2			1					2									1			7				
	Claud. Daniel														1				1							
	Molly Rigg														1				1							
	Matthew Brown			1		2												2				1				
	William A. Dunham	1		1		1												1	1							
	Antoine Delisle		1				1		1										1							
	James Salmon			2				1							3						1					
	John Jones				1	1																				
	Samuel Dunham									1									1			1				
	Edward Watson						1	1																		
	John Gibbs	1		2			1										1	1	2		1					
	Holland McTyre	3	3	1			1		1								2	1	2	1	1	2		1		
	Isaac Brason						1	1																		
	Richard B. Day		1			1									2				1							
	Daniel Hall					1									3		2		1							
	James Brandon		1	3	2	1		1							3		2				1					
	William Eve					1											1	1			1					
	John S. Eve	1				1									1		1				1					
	John Foster					1									2											
	John Davis					1													1							
	Patrick Cash						1																			
		10	7	11	4	13	9	3	5	1	2	1			15	10	3	10	12	5	7	8		1		

| | TOTALS | | |

B. 27

(No. 4.)

279

SCHEDULE No. 1. of the whole number of Persons within the limits of the United States, entitled to

| Name of County, City, Ward, Town, Township, Parish, Precinct, Hundred, or District. | NAMES of HEADS OF FAMILIES. | FREE WHITE PERSONS, (INCLUDING HEADS OF FAMILIES.) MALES. Under five years of age | Of five and under ten | Of ten and under fifteen | Of fifteen and under twenty | Of twenty and under thirty | Of thirty and under forty | Of forty and under fifty | Of fifty and under sixty | Of sixty and under seventy | Of seventy and under eighty | Of eighty and under ninety | Of ninety and under one hundred | Of one hundred and upwards. | FEMALES. Under five years of age | Of five and under ten | Of ten and under fifteen | Of fifteen and under twenty | Of twenty and under thirty | Of thirty and under forty | Of forty and under fifty | Of fifty and under sixty | Of sixty and under seventy | Of seventy and under eighty | Of eighty and under ninety | Of ninety and under one hundred | Of one hundred and upwards. | FREE COLORED PERSONS. MALES. Under five years of age | Of five and under ten | Of ten and under fifteen | Of fifteen and under twenty | Of twenty and under thirty | Of thirty and under forty | Of forty and under fifty | Of fifty and under sixty | Of sixty and under seventy | Of seventy and under eighty | Of eighty and under ninety | Of ninety and under one hundred | Of one hundred and upwards. | FEMALES. Under five years of age | Of five and under ten | Of ten and under fifteen | Of fifteen and under twenty | Of twenty and under thirty | Of thirty and under forty | Of forty and under fifty | Of fifty and under sixty | Of sixty and under seventy | Of seventy and under eighty | Of eighty and under ninety | Of ninety and under one hundred | Of one hundred and upwards. | SLAVES. MALES. Under five years of age | Of five and under ten | Of ten and under fifteen | Of fifteen and under twenty | Of twenty and under thirty | Of thirty and under forty | Of forty and under fifty | Of fifty and under sixty | Of sixty and under seventy | Of seventy and under eighty | Of eighty and under ninety | Of ninety and under one hundred | Of one hundred and upwards. | FEMALES. Under five years of age | Of five and under ten | Of ten and under fifteen | Of fifteen and under twenty | Of twenty and under thirty | Of thirty and under forty | Of forty and under fifty | Of fifty and under sixty | Of sixty and under seventy | Of seventy and under eighty | Of eighty and under ninety | Of ninety and under one hundred | Of one hundred and upwards. |
|---|---|---

| SLAVES | | |

B28

(No. 6.)

280

SCHEDULE of [illegible] Persons [illegible] Division, allotted to

Name of County, City, Ward, Town, Township, Parish, Precinct, Hundred, or District.	NAMES of HEADS OF FAMILIES.	FREE WHITE PERSONS, (INCLUDING HEADS OF FAMILIES.) MALES. Under five years of age.	Of five and under ten.	Of ten and under fifteen.	Of fifteen and under twenty.	Of twenty and under thirty.	Of thirty and under forty.	Of forty and under fifty.	Of fifty and under sixty.	Of sixty and under seventy.	Of seventy and under eighty.	Of eighty and under ninety.	Of ninety and under one hundred.	Of one hundred and upwards.	FEMALES. Under five years of age.	Of five and under ten.	Of ten and under fifteen.	Of fifteen and under twenty.	Of twenty and under thirty.	Of thirty and under forty.	Of forty and under fifty.	Of fifty and under sixty.	Of sixty and under seventy.	Of seventy and under eighty.	Of eighty and under ninety.	Of ninety and under one hundred.	Of one hundred and upwards.
		under 5	5 to 10	10 to 15	15 to 20	20 to 30	30 to 40	40 to 50	50 to 60	60 to 70	70 to 80	80 to 90	90 to 100	100, &c.	under 5	5 to 10	10 to 15	15 to 20	20 to 30	30 to 40	40 to 50	50 to 60	60 to 70	70 to 80	80 to 90	90 to 100	100, &c.
County of	William Shannon																										
Richmond	Henry Mealing					1																					
Dunham	James Holcombe Jr.				1					1												1					
District	Randolph Elliott	2					1												1								
	Isaac Grant							1										1	1	1							
	Grace Rowell	1	2			1		1							2	1				1			1	1			
	Sarah Abbott			2		1											3							1			
	Francis Huggins	1	1												1			2				1					
	William Robbins							1											1								
		4	3	2	1	3	1	3		1					3	1	3	3	3	2		2	1	2			

Slaves											Free Coloured Persons												Total	White persons included in the foregoing					Slaves and Coloured Persons included in foregoing				
Males						Females					Males						Females																
Under 10 years of age	Of ten and under fifteen	Of fifteen and under twenty-five	Of twenty-five and under fifty-five	Of fifty-five and under one hundred	Of one hundred and upwards	Under 10 years of age	Of ten and under fifteen	Of fifteen and under twenty-five	Of twenty-five and under fifty-five	Of fifty-five and under one hundred	Of one hundred and upwards	Under 10 years of age	Of ten and under fifteen	Of fifteen and under twenty-five	Of twenty-five and under fifty-five	Of fifty-five and under one hundred	Of one hundred and upwards	Under 10 years of age	Of ten and under fifteen	Of fifteen and under twenty-five	Of twenty-five and under fifty-five	Of fifty-five and under one hundred	Of one hundred and upwards										
under 10	10 to 24	24 to 36	36 to 55	55 to 100	100, &c.	under 10	10 to 24	24 to 36	36 to 55	55 to 100	100, &c.	under 10	10 to 24	24 to 36	36 to 55	55 to 100	100, &c.	under 10	10 to 24	24 to 36	36 to 55	55 to 100	100, &c.		under 14	14 to 26	26, &c.			under 14	14 to 26	26, &c.		
	1	1					1	1																4									
	3	1	3				4		3															15									
1			1			2	3	2																12									
																								4									
																								4									
11	3	3	6	5		8	12	4	9	4						1								77									
																								7									
																								6	1								
																								2									
1	7	5	10	5		10	20	7	12	4						1								131	1								

B29

(No. 2.)

281

SCHEDULE of the whole Number of Persons within the District mentioned to

| Name of County, City, Ward, Township, Parish, Precinct, Hundred, or District. | NAMES of HEADS OF FAMILIES. | FREE WHITE PERSONS, (INCLUDING HEADS OF FAMILIES.) — MALES | | | | | | | | | | | | | | FREE WHITE PERSONS, (INCLUDING HEADS OF FAMILIES.) — FEMALES | | | | | | | | | | | | | SLAVES — MALES | | | | | | | | | | | | | SLAVES — FEMALES | | | | | | | | | | | | | COLORED PERSONS, (INCLUDING HEADS OF FAMILIES.) | | | | | | | | | | | | |
|---|---|---

SCHEDULE of [illegible] Persons [illegible] District (or Territory) of [illegible]

Slaves: Males: Under ten years of age	Of ten and under twenty-four	Of twenty-four and under thirty-six	Of thirty-six and under fifty-five	Of fifty-five and under one hundred	Of one hundred and upwards	Slaves: Females: Under ten years of age	Of ten and under twenty-four	Of twenty-four and under thirty-six	Of thirty-six and under fifty-five	Of fifty-five and under one hundred	Of one hundred and upwards	Free colored persons: Males: Under ten years of age	Of ten and under twenty-four	Of twenty-four and under thirty-six	Of thirty-six and under fifty-five	Of fifty-five and under one hundred	Of one hundred and upwards	Females: Under ten years of age	Of ten and under twenty-four	Of twenty-four and under thirty-six	Of thirty-six and under fifty-five	Of fifty-five and under one hundred	Of one hundred and upwards	Total	White persons included in the foregoing: Who are Deaf and Dumb, under fourteen years of age	Who are Deaf and Dumb, of the age of fourteen and under twenty-five	Who are Deaf and Dumb, of twenty-five and upwards	Whites blind	Aliens—Foreigners not naturalized	Slaves and colored persons, included in foregoing: Who are Deaf and Dumb, under fourteen years of age	Who are Deaf and Dumb, of the age of fourteen and under twenty-five	Who are Deaf and Dumb, of the age of twenty-five and upwards	Who are blind
under 10	10 to 24	24 to 36	36 to 55	55 to 100	100, &c.	under 10	10 to 24	24 to 36	36 to 55	55 to 100	100, &c.	under 10	10 to 24	24 to 36	36 to 55	55 to 100	100, &c.	under 10	10 to 24	24 to 36	36 to 55	55 to 100	100, &c.		under 14	14 to 25	25, &c.			under 14	14 to 25	25, &c.	
1	2						1		1															13									
							1																	12									
2	3	3	2			3	4	1	1															25									
						1	1																	5									
		1																						6									
																								2									
																								6									
																								2									
5	5	1	3			2	1	2																21									
																								5									
																								8									
	1	1				1		1																15									
									1															5									
2	2	1				3	1	1																15									
																								6									
																								4									
																								5	1								
																								6									
									1															4									
	2																							6									
																								7									
		1				1		1																12									
						1	1																	8									
1	1					3	2		2															14									
1								1																3									
																								6									
1	2			1						2														8									
	1																							12									
3	19	8	5	1		11	12	7	8	2														247	1								

B 30

(No. 4.) 282

SCHEDULE of [illegible] Persons [illegible] to

Name of County, City, Ward, Town, Township, Parish, Precinct, Hundred, or District.	NAMES OF HEADS OF FAMILIES.	[illegible] PERSONS, (INCLUDING HEADS OF FAMILIES.) MALES. Under five years of age.	Of five and under ten.	Of ten and under fifteen.	Of fifteen and under twenty.	Of twenty and under thirty.	Of thirty and under forty.	Of forty and under fifty.	Of fifty and under sixty.	Of sixty and under seventy.	Of seventy and under eighty.	Of eighty and under ninety.	Of ninety and under one hundred.	Of one hundred and upwards.	FEMALES. Under five years of age.	Of five and under ten.	Of ten and under fifteen.	Of fifteen and under twenty.	Of twenty and under thirty.	Of thirty and under forty.	Of forty and under fifty.	Of fifty and under sixty.	Of sixty and under seventy.	Of seventy and under eighty.	Of eighty and under ninety.	Of ninety and under one hundred.	[illegible]
		under 5	5 to 10	10 to 15	15 to 20	20 to 30	30 to 40	40 to 50	50 to 60	60 to 70	70 to 80	80 to 90	90 to 100	100, &c.	under 5	5 to 10	10 to 15	15 to 20	20 to 30	30 to 40	40 to 50	50 to 60	60 to 70	70 to 80	80 to 90	90 to 100	[illegible]
County of	Zephaniah Blackslin	2				1									1	2			1								
Richmond	William Bodeford	1	1		1	1		1								1			1					1			
Rhodes'	Dixon Atkinson			1	1	1			1							1	1			1							
Dist.	Etheldred Tarver Sen.					1			1								1					1					
	John Brandon		2	1	1				1						2	1	1			1							
	Jacob Faughtenberry	2	1	2		2			1						1	1	1	2				1					
	Catharine Kennyhorn		1	1		2											1		1			1					
	Archibald Burden					1																					
	John M Anderson	1	1		1			1							1	1	2			1							
	Eli Kenrick	1				1	1											2									
	Absalom Rhodes					2				1							1	2	1				1				
	Comfort Griffin																								1		
	Alexander Kennedy						1														1						
	Jeremiah Smith					1												1									
	William Tinley						1													1							
	Henry Usher	2						1	1								1			1							
	Arthur Sykes	2		1				1							1	2			1								
	Thomas E. Griffin								1											1							
	Blanton Burch	1	1			1									1				1								
	Hiram Jones	1	1	1			1								1	2				1							
	Jonathan Palmer								1						1			2		1							
	John Sloane	1	1						1							1	2	1			1						
	James D Haynie						1												1								
	Elizabeth Pennington			2												1		1			1						
	Sarah Briggel			1																	1						
	Martin McNair	1		1	1			1										1		1		1					
	James Bryant	1				1										1			1								
	Joshua Pharaoh										1							1						1			
		16	9	11	5	15	5	5	8	1	1				9	14	11	13	9	9	4	4	1	1	1		

0.343

282

	TOTAL	WHITE PERSONS included in the two tables in the preceding page.						COLORED PERSONS.											
		Who are blind.	Who are Deaf and Dumb, of the age of twenty-five and upwards.	Who are Deaf and Dumb, of the age of fourteen and under twenty-five.	Who are Deaf and Dumb, under fourteen years of age.	ALIENS—Foreigners not naturalized.	Who are blind.	Who are Deaf and Dumb, of twenty-five and upwards.	Who are Deaf and Dumb, of the age of fourteen and under twenty-five.	Who are Deaf and Dumb, under fourteen years of age.	MALES.						FEMALES.					
											Of one hundred and upwards.	Of fifty-five and under one hundred.	Of thirty-six and under fifty-five.	Of twenty-four and under thirty-six.	Of ten and under twenty-four.	Under ten years of age.	Of one hundred and upwards.	Of fifty-five and under one hundred.	Of thirty-six and under fifty-five.	Of twenty-four and under thirty-six.	Of ten and under twenty-four.	Under ten years of age.
	7																					
	1																					
	7																					
	13																					
	19																					
	14																					
	7																					
	2																					
	9																					
	10																					
	35																					
	6																					
	14																					
	3																					
	22																					
	30																					
	9																					
	12																					
	5																					
	24																					
	11																					
	13																					
	5																					
	2																					
	21																					
	4																					
	3																					
	318																					

B 31

(No. 4)

283

SCHEDULE of [illegible] Persons w[illegible] allotted to

Name of County, City, Ward, Town, Township, Parish, Precinct, Hundred, or District.	NAMES or HEADS OF FAMILIES.	FREE WHITE PERSONS, (INCLUDING HEADS OF FAMILIES.) MALES. Under five years of age.	Of five and under ten.	Of ten and under fifteen.	Of fifteen and under twenty.	Of twenty and under thirty.	Of thirty and under forty.	Of forty and under fifty.	Of fifty and under sixty.	Of sixty and under seventy.	Of seventy and under eighty.	Of eighty and under ninety.	Of ninety and under one hundred.	Of one hundred and upwards.	FEMALES. Under five years of age.	Of five and under ten.	Of ten and under fifteen.	Of fifteen and under twenty.	Of twenty and under thirty.	Of thirty and under forty.	Of forty and under fifty.	Of fifty and under sixty.	Of sixty and under seventy.	Of seventy and under eighty.	Of eighty and under ninety.	Of ninety and under one hundred.
		under 5	5 to 10	10 to 15	15 to 20	20 to 30	30 to 40	40 to 50	50 to 60	60 to 70	70 to 80	80 to 90	90 to 100	100, &c.	under 5	5 to 10	10 to 15	15 to 20	20 to 30	30 to 40	40 to 50	50 to 60	60 to 70	70 to 80	80 to 90	90 to 100
County	Martin Inglett					1													1							
of	Jersey Bird	1			1													1			1					
Richmond	James Culbreath					2																				
Rhodes	William Jomer	1	1				1									1	1	2			1					
Dist	Jacob Inglett				1			1								1		1	1							
	Linney Wood																		2							
	Hugh M. Inglett	1	1				1								1				1					1		
	Freeman Killingsworth	2	1				1									2				1		1				
	Abel Olive	1				1									1			1				1				
	William Inglett	2	2			1	1										1			1						
	Reuben Dismukes	1					1								1				1				1			
	Matthew D. Holsombake	2	1	2				1		1						1			1		1					
	Susan Allen		1	1												1		1	1		1					
	Nathaniel Smith	1				1									1			1				1				
	Magers Watson			1							1												1			
	Isaac Owens	2				1									1				1							
	Robert Malone		2				1								1	1	1		1	1						
	Samuel J. Cassels			4	4	2									1	3	3		1			1				
	Samuel Dowse																									
	William Templeton					1		1										1		1				1		
	Magers Daniel					1													1							
	Needham Daniel	1	1				2									2	1			1						
	Robert Pierce						1											1								
	Mordecai Evans								1												1					
	Alexander Averitt		1	2		1		1							2	2		2			2					
	Levy H. Murphy					2													1							
	George Magruder	3		1	2				1							1	1		2		1					
		18	11	11	8	14	9	4	2	1	1				9	15	8	11	15	5	8	3	2	2		

[illegible] 565

283

SLAVES.													FREE COLORED PERSONS.												TOTAL.	WHITE Persons included in the foregoing.				SLAVES AND COLORED PERSONS, included in foregoing.			
MALES.							FEMALES.						MALES.						FEMALES.													
Under ten years of age.	Of ten and under twenty-four.	Of twenty-four and under thirty-six.	Of thirty-six and under forty-eight.	Of forty-eight and under fifty-five.	Of fifty-five and upwards.	Of one hundred and upwards.	Under ten years of age.	Of ten and under twenty-four.	Of twenty-four and under thirty-six.	Of thirty-six and under forty-eight.	Of forty-eight and under fifty-five.	Of fifty-five and upwards.	Of one hundred and upwards.	Under ten years of age.	Of ten and under twenty-four.	Of twenty-four and under thirty-six.	Of thirty-six and under forty-eight.	Of forty-eight and upwards.	Of one hundred and upwards.		Under 14	14 to 25	25, &c.	Under 14	14 to 25	25, &c.	
																					2									
	1	1					1		1												4									
1																					6									
																					8									
																					1									
																					2									
																					1									
																					1									
																					3									
																					5									
	2						1														13									
1	2		1				1	1		1											5									
																					17									
4	2						6		2												5									
																					56									
9	4	4	5	1			9	6	5	2											26									
1	1		1				2	1		1											7									
2	1		1					1	1	1											10									
2		2						1													6									
	1						1	2													9									
											1										5									
	4	1						1													2									
																					13									
																					9									
		3		1				1		1											24									
4	1						2	2	1	2											13									
16	11	8	2				22	16	13	9	1										249									

B 32

(No. 4.)

284

SCHEDULE of the whole number of Persons within the District allotted to

| Name of County, City, Ward, Town, Township, Parish, Precinct, Hundred, or District. | NAMES of HEADS OF FAMILIES. | FREE WHITE PERSONS, (INCLUDING HEADS OF FAMILIES.) | | |

B 32

567

284

SLAVES. Males: Under ten years of age	Of ten and under twenty-four	Of twenty-four and under thirty-six	Of thirty-six and under fifty-five	Of fifty-five and under one hundred	Of one hundred and upwards	Females: Under ten years of age	Of ten and under twenty-four	Of twenty-four and under thirty-six	Of thirty-six and under fifty-five	Of fifty-five and under one hundred	Of one hundred and upwards	FREE COLORED PERSONS. Males: Under ten years of age	Of ten and under twenty-four	Of twenty-four and under thirty-six	Of thirty-six and under fifty-five	Of fifty-five and under one hundred	Of one hundred and upwards	Females: Under ten years of age	Of ten and under twenty-four	Of twenty-four and under thirty-six	Of thirty-six and under fifty-five	Of fifty-five and under one hundred	Of one hundred and upwards	TOTAL	WHITE PERSONS included in the foregoing: Who are Deaf and Dumb, under fourteen years of age	Who are Deaf and Dumb, of the age of fourteen and under twenty-five	Who are Deaf and Dumb, of the age of twenty-five and upwards	Who are blind	ALIENS—Foreigners not naturalized	SLAVES AND COLORED PERSONS, included in foregoing: Who are Deaf and Dumb, under fourteen years of age	Who are Deaf and Dumb, of the age of fourteen and under twenty-five	Who are Deaf and Dumb, of the age of twenty-five and upwards	Who are blind
						4	1		1															9									
4			1	1		7	1	2	2	1														22									
																								8									
																								8									
																								4									
1	1					1	1																	9									
																								6									
5	6			1		3	4	1																22									
																								8									
																								2									
				1		2			2						1									15									
																					1			4									
							1																	7									
																								9									
1								1																9									
																								5									
1	2		1			2	2																	13									
2						1			1															6									
																								4									
																						1		4									
							1																	5									
2	1					2	1	1																10									
1	2	1				1	1	1	2															19									
3	1	2	1			2	1		1															15									
1		3	3	1			1								1						1			17									
			5																					12									
																								5									
																								5									
[illegible]	13	6	10	2		25	15	4	9	1					2						1	1		239									

B33

(No. 6)

285

SCHEDULE of the whole number of Persons within the Division allotted to

Name of County, City, Ward, Town, Township, Parish, Precinct, Hundred, or District.	NAMES OF HEADS OF FAMILIES.	FREE WHITE PERSONS, (INCLUDING HEADS OF FAMILIES.) MALES. Under five years of age.	Of five and under ten.	Of ten and under fifteen.	Of fifteen and under twenty.	Of twenty and under thirty.	Of thirty and under forty.	Of forty and under fifty.	Of fifty and under sixty.	Of sixty and under seventy.	Of seventy and under eighty.	Of eighty and under ninety.	Of ninety and under one hundred.	Of one hundred and upwards.	FEMALES. Under five years of age.	Of five and under ten.	Of ten and under fifteen.	Of fifteen and under twenty.	Of twenty and under thirty.	Of thirty and under forty.	Of forty and under fifty.	Of fifty and under sixty.	Of sixty and under seventy.	Of seventy and under eighty.	Of eighty and under ninety.	Of ninety and under one hundred.
		under 5	5 to 10	10 to 15	15 to 20	20 to 30	30 to 40	40 to 50	50 to 60	60 to 70	70 to 80	80 to 90	90 to 100	100, &c.	under 5	5 to 10	10 to 15	15 to 20	20 to 30	30 to 40	40 to 50	50 to 60	60 to 70	70 to 80	80 to 90	90 to 100
County	Absalom Murphy				1	1			1										1			1				
Cop	James A. Mar		2				1								1		1	1	1							
Richmond	Livingston Skinner						1								2				1							
Wellcome	Robert Sanderlin	3				1													1							
Dist	Geo. W. Redman	1				1													2							
	Augustus Veidery	1	1		1	1									1				1							
	Hiram Hague		1			1									1						1					
	Aaron Aldridge		1	1				1							1	1	1			1						
	John Forsyth	V			1			1								2	1	1	1				1			
	James L. Coleman					1												1				1				
	Benjamin Sims									1							1		2			1				
	Jonathan Meigs		1						1										1		1					
	Joseph James Senr		1						1													1				
	Eldridge Morgan	2	1				1												1							
	Charles Smith	2		2					1							2				1						
	John M. C. Evans	1				1									1	1			1							
	Peter M. Egbert					1												1								
	Samuel Hale																									
	James Morgan		1	1						1												1				
	John S. Holt		1	2				1							1	1				1						
	James Toole Senr											1											1			
	Patrick H. Cams		1				1												1				1			
	Alexander Spencer	1			1						1				1			1								
	James Bell	1	1					1								1	1			1						
	Richard Moony					1																1				
	Jacob C. Bugg					1									2				1							
	Thomas Flowers		1	1			1		1							1	1	2	1							
	Daniel Walker Senr				1					1												1				
		13	13	7	5	10	5	4	5	3	1	1			10	9	6	7	16	4	3	7	3			

[illegible] District (or Territory) of [illegible]

Slaves: Males: Under ten years of age	Of ten and under twenty-four	Of twenty-four and under thirty-six	Of thirty-six and under fifty-five	Of fifty-five and under one hundred	Of one hundred and upwards	Females: Under ten years of age	Of ten and under twenty-four	Of twenty-four and under thirty-six	Of thirty-six and under fifty-five	Of fifty-five and under one hundred	Of one hundred and upwards	Free colored persons: Males: Under ten years of age	Of ten and under twenty-four	Of twenty-four and under thirty-six	Of thirty-six and under fifty-five	Of fifty-five and under one hundred	Of one hundred and upwards	Females: Under ten years of age	Of ten and under twenty-four	Of twenty-four and under thirty-six	Of thirty-six and under fifty-five	Of fifty-five and under one hundred	Of one hundred and upwards	Total	White persons included in the foregoing: Who are Deaf and Dumb, under fourteen years of age	Who are Deaf and Dumb, of the age of fourteen and under twenty-five	Who are Deaf and Dumb, of the age of twenty-five and upwards	Who are blind	Aliens—Foreigners not naturalized	Slaves and colored persons, included in foregoing: Who are Deaf and Dumb, under fourteen years of age	Who are Deaf and Dumb, of the age of fourteen and under twenty-five	Who are Deaf and Dumb, of the age of twenty-five and upwards	Who are blind
				1																				6									
							1																	8									
3	2	3	1			5	1	2																21									
							1																	6									
1	1	1				1	1																	9									
2	2	2		2		2		1	2													1		20									
								1																5									
																								7									
		2					1	1	1	2														17									
6	1	7		2		1	4	4		1														29									
1	2	1	2			1	2		2	1														17									
2		3	4	1		3	2		2															23									
																								3									
																								5									
																								8									
																								5									
																								2									
4		3	2	2		2	1	1	2															17									
																								4									
			1						2															16									
2	6	3	4	3		5	10	3	2	1														41									
9	5		2	2		12	7	3	4															48									
3	3	1				3	3	1	1															20									
																								6									
2	1	2				2	1	2	1					1										14									
	3	1	2			2	1		2															15									
7	1	4	2	4		7	3	3	1	3														44									
													1											4									
[illegible]	27	35	20	17		46	39	22	22	5			1	1								1		414									

B. 311

(No. 4.)

286

SCHEDULE of the whole number of Persons within the District allotted to

| Name of County, City, Ward, Town, Township, Parish, Precinct, Hundred, or District. | NAMES of HEADS OF FAMILIES. | WHITE PERSONS, (INCLUDING HEADS OF FAMILIES.) | | |

SLAVES.												FREE COLOURED PERSONS.												TOTAL.	WHITE persons included in the foregoing.				SLAVES AND COLOURED PERSONS included in foregoing.			
MALES.						FEMALES.						MALES.						FEMALES.														
Under 14 years of age.	Of 14 and under 25.	Of 25 and under 45.	Of 45 and under 100.	Of 100 and under 200.	Of 200 and upwards.	Under 14 years of age.	Of 14 and under 25.	Of 25 and under 45.	Of 45 and under 100.	Of 100 and under 200.	Of 200 and upwards.	Under 14 years of age.	Of 14 and under 25.	Of 25 and under 45.	Of 45 and under 100.	Of 100 and under 200.	Of 200 and upwards.	Under 14 years of age.	Of 14 and under 25.	Of 25 and under 45.	Of 45 and under 100.	Of 100 and under 200.	Of 200 and upwards.		Males.				Females.		
																									Under 14 and from 14 to 25.	25 and upwards.			Under 14 and from 14 to 25.	25 and upwards.	
1	1		1			1	2																	5							
	1																							9							
						1	1	2	1															4							
																								11							
																								12							
																								4							
																								10							
																								3							
																								2							
																								6							
3	5	2	2			3	1	2	1															21							
																								2							
																								9							
																								1							
																								5							
																								8							
																								3							
																								7							
2	2					1	1	1	1															11							
13	7	4	6			5	8	7																69							
3	2	1	1			3	2																	16							
1							1																	8							
																								2							
		1					1																	11							
																								3							
1						1	1	1																13							
																								5							
																								2							
1	18	8	10			15	18	13	3															279							

B 38

(No. 4.) 287

SCHEDULE of the whole number of Persons within the Division allotted to

Name of County, City, Ward, Town, Township, Parish, Precinct, Hundred, or District.	NAMES OF HEADS OF FAMILIES.	FREE WHITE PERSONS, (INCLUDING HEADS OF FAMILIES.) MALES. Under five years of age.	Of five and under ten.	Of ten and under fifteen.	Of fifteen and under twenty.	Of twenty and under thirty.	Of thirty and under forty.	Of forty and under fifty.	Of fifty and under sixty.	Of sixty and under seventy.	Of seventy and under eighty.	Of eighty and under ninety.	Of ninety and under one hundred.	Of one hundred and upwards.	FEMALES. Under five years of age.	Of five and under ten.	Of ten and under fifteen.	Of fifteen and under twenty.	Of twenty and under thirty.	Of thirty and under forty.	Of forty and under fifty.	Of fifty and under sixty.	Of sixty and under seventy.	Of seventy and under eighty.	Of eighty and under ninety.	Of ninety and under one hundred.	Of one hundred and upwards.
		under 5	5 to 10	10 to 15	15 to 20	20 to 30	30 to 40	40 to 50	50 to 60	60 to 70	70 to 80	80 to 90	90 to 100	100, &c.	under 5	5 to 10	10 to 15	15 to 20	20 to 30	30 to 40	40 to 50	50 to 60	60 to 70	70 to 80	80 to 90	90 to 100	100
County	Isaac Cliatt					1					1				1									1			
of	James Primrose	1	1			1		1							2	1	1						1				
Richmond	John Lamkin				1		1													2							
Willcox	Roberts Thomas	2		1	1			1								1	1				1						
Dist.	Ellis Morgan	2				1													1								
	Moses Morgan	1					1								1	3	2			1							
	Hugh Rooney			1		2		1	1							1			2			1					
	Edward F. Campbell						1												1		2						
	John W. Wilde	1					1								1				1								
	Elizabeth Savage			1		1									1							1					
	A. M. Woolsey	2	1				1								2	1				2							
	John A. Barnes	1	1	1			1									2				1							
	John F. Lloyd	1					1													2				1			
	Jane Barham					2																1					
	John Howard				1			1									1		1		1						
	Ira Burton					1														1							
	Henry Dickson	2	1	1			1								2				1								
	Edmund L. Cone				2			1										1				1					
	William A. Beall					1													1								
	William Dassit	1					1												1								
	John Fowler	1	1	1				1													1						
	John J. Baylis						1								3	2			1								
	John McKinne					1			1										1		1						
	Wm. P. Dearmond		1				1								2			1	2				1				
	Warrington Haynie		2				1												3			1		1			
	David Vincent											1															
	Elizabeth G. Melton		1														1					1					
	Rebecca Shoemaker				1											2	1	1			1						
		15	9	6	6	11	12	6	2		1	1			15	13	7	3	16	9	7	6	2	3			

[illegible] Township [illegible] Precinct [illegible] (or Locality) — ELECTION

573

SLAVES.												FREE COLORED PERSONS.												TOTAL.	WHITE PERSONS included in the foregoing.					LATIN AND COLORED PERSONS, included in foregoing				
MALES.						FEMALES.						MALES.						FEMALES.														
Under 10 years of age	Of ten and under twenty-four	Of twenty-four and under thirty-six	Of thirty-six and under fifty-five	Of fifty-five and under one hundred	Of one hundred and upwards	Under ten years of age	Of ten and under twenty-four	Of twenty-four and under thirty-six	Of thirty-six and under fifty-five	Of fifty-five and under one hundred	Of one hundred and upwards	Under ten years of age	Of ten and under twenty-four	Of twenty-four and under thirty-six	Of thirty-six and under fifty-five	Of fifty-five and under one hundred	Of one hundred and upwards	Under ten years of age	Of ten and under twenty-four	Of twenty-four and under thirty-six	Of thirty-six and under fifty-five	Of fifty-five and under one hundred	Of one hundred and upwards		Who are Deaf and Dumb under the age of twenty-five	Who are Deaf and Dumb of the age of twenty-five and upwards	Who are Blind	Aliens, not naturalized	Who are Deaf and Dumb under the age of twenty-five	Who are Deaf and Dumb of the age of twenty-five and upwards	Who are Blind	
																									Under 14	14 to 25	25, &c.			Under 14	14 to 25	25, &c.	
4	3	2	2			1	2	2																20								
	1						2			1														15								
				1						1														4								
	2						2	1	1															11								
																								11								
1	1	1					1	1	2	1														9								
	1			1		5	3	1																17								
1	1		1				1	1	1															15								
3	1		2			2	2	2		2														10								
1		2	1			1	3	1																18								
3	1					11	2	1																18								
2			1					2																10			1					
																								3		1						
2	1	2				1	1	3		1														16								
							1		1															4								
1								1																10								
1																								6								
																								2								
																								3								
																								5								
	1					2		1																11								
2			1				1	1	1															10								
4		1	1			3	3	2	1															23								
2			1			2	2																	15								
2	1	1				2	2	1	1	1														12								
							1																	4								
3							1			1														11								
20	9	11	3			23	30	21	4	8														307	1		1					

B 36

(No. 4.) 288

SCHEDULE of the whole number of Persons within the Division allotted to

Name of County, City, Ward, Town, Township, Parish, Precinct, Hundred, or District.	NAMES OF HEADS OF FAMILIES.	FREE WHITE PERSONS, (INCLUDING HEADS OF FAMILIES.) MALES. Under five years of age.	Of five and under ten.	Of ten and under fifteen.	Of fifteen and under twenty.	Of twenty and under thirty.	Of thirty and under forty.	Of forty and under fifty.	Of fifty and under sixty.	Of sixty and under seventy.	Of seventy and under eighty.	Of eighty and under ninety.	Of ninety and under one hundred.	Of one hundred and upwards.	FEMALES. Under five years of age.	Of five and under ten.	Of ten and under fifteen.	Of fifteen and under twenty.	Of twenty and under thirty.	Of thirty and under forty.	Of forty and under fifty.	Of fifty and under sixty.	Of sixty and under seventy.	Of seventy and under eighty.	Of eighty and under ninety.	Of ninety and under one hundred.	Of one hundred and upwards.
		under 5	5 to 10	10 to 15	15 to 20	20 to 30	30 to 40	40 to 50	50 to 60	60 to 70	70 to 80	80 to 90	90 to 100	100, &c.	under 5	5 to 10	10 to 15	15 to 20	20 to 30	30 to 40	40 to 50	50 to 60	60 to 70	70 to 80	80 to 90	90 to 100	100, &c.
County	William Doyle						1								1	1			1								
of	Rachel Forgerson	1			1	1									1				1			1					
Richmond	Elijah Pricket					1													1								
Willcox	Thomas Avery	1				1													1								
Dist.	Elizabeth Acles					1										2		1		1							
	Ann Hart																		2								
	Ezekiel Smith		1	1									1					1			1						
	Sarah Godfrey																1						1				
	John Mitchell				1			1												1							
	Francis D Allen						1																				
	Rhoda Osborne															1	1			2							
	William Trammel	1				2									1	1			1								
	Sarah Hammond														2				1								
	Henry Wood							1							2			1	1		1						
	James G. Stallings						1									1		1		1							
	John Coleman																										
	Ann Taylor							1									1		1		1						
	Antony Lewis		1				1								2			1		1							
	Mary Dailey																						1				
	James Longstreet			2				1							2	3		1		1							
	Willis Corley		2		1			1							1		2				1						
	Jesse Ansley	3	1					1								1	1		1								
	Martha Wilcox																				1						
	Josiah Jones	1	2				1												1								
	James Hill						1													1							
	Ann Beal																			1			1				
	Hays Bowdre																										
	Elizabeth Walker															1			1			1					
		7	7	3	3	6	6	6					1		12	11	6	6	13	9	5	2	3				

Book

575

288

SLAVES.												FREE COLORED PERSONS.												TOTAL.	WHITE persons included in the foregoing.				SLAVES AND COLORED PERSONS included in foregoing.			
MALES.							FEMALES.						MALES.							FEMALES.												
Under ten years of age.	Of ten and under twenty-four.	Of twenty-four and under thirty-six.	Of thirty-six and under fifty-five.	Of fifty-five and under one hundred.	Of one hundred and upwards.	Under ten years of age.	Of ten and under twenty-four.	Of twenty-four and under thirty-six.	Of thirty-six and under fifty-five.	Of fifty-five and under one hundred.	Of one hundred and upwards.	Under ten years of age.	Of ten and under twenty-four.	Of twenty-four and under thirty-six.	Of thirty-six and under fifty-five.	Of fifty-five and under one hundred.	Of one hundred and upwards.	Under ten years of age.	Of ten and under twenty-four.	Of twenty-four and under thirty-six.	Of thirty-six and under fifty-five.	Of fifty-five and under one hundred.	Of one hundred and upwards.		Who can Read and Write, under fourteen years of age.	Who can Read and Write, of the age of fourteen and under twenty-five.	Who can Read and Write, of twenty-five and upwards.	Who are Deaf and Dumb, under fourteen years of age.	ALIENS—Foreigners not naturalized.	Who are Deaf and Dumb, under fourteen years of age.	Who are Deaf and Dumb, of the age of fourteen and under twenty-five.	Who are Deaf and Dumb, of the age of twenty-five and upwards.	The entire number of the slaves, of every shade, of the age of twenty-four and upwards.
under 10	10 to 24	24 to 36	36 to 55	55 to 100	100, &c.	under 10	10 to 24	24 to 36	36 to 55	55 to 100	100, &c.	under 10	10 to 24	24 to 36	36 to 55	55 to 100	100, &c.	under 10	10 to 24	24 to 36	36 to 55	55 to 100	100, &c.		under 14	14 to 25	25, &c.			under 14	14 to 25	25, &c.	
		1				1	1	1																8								
																								6								
																								3								
																								5								
																								2								
																								5								
																								3								
																								2								
																								11								
																								6								
																								3								
																								6								
						2	1	1		1														13								
															1				1	1				3								
							1			2														7								
																								6								
4	1	1	2	2		3	2			4														20								
4	3		4			1	1	3																26								
																								8								
				1				1	1															11								
						1	1																	3								
						1																		6								
1	1		1					1																8								
3	1			1		1	2	1		3														111								
1						2	3			1														7								
2			1			1	2	1																10								
6	2	8	4			10	11	9	7	11				1					1	1				197								

(No. 4.)

289

SCHEDULE of the whole number of Persons within the District allotted to

Name of County, City, Ward, Town, Township, Parish, Precinct, Hundred, or District.	NAMES OF HEADS OF FAMILIES.	FREE WHITE PERSONS, (INCLUDING HEADS OF FAMILIES.) — MALES. Under five years of age	Of five and under ten.	Of ten and under fifteen.	Of fifteen and under twenty.	Of twenty and under thirty.	Of thirty and under forty.	Of forty and under fifty.	Of fifty and under sixty.	Of sixty and under seventy.	Of seventy and under eighty.	Of eighty and under ninety.	Of ninety and under one hundred.	Of one hundred and upwards.	FEMALES. Under five years of age.	Of five and under ten.	Of ten and under fifteen.	Of fifteen and under twenty.	Of twenty and under thirty.	Of thirty and under forty.	Of forty and under fifty.	Of fifty and under sixty.	Of sixty and under seventy.	Of seventy and under eighty.	Of eighty and under ninety.	Of ninety and under one hundred.	Of one hundred and upwards.
		under 5	5 to 10	10 to 15	15 to 20	20 to 30	30 to 40	40 to 50	50 to 60	60 to 70	70 to 80	80 to 90	90 to 100	100, &c.	under 5	5 to 10	10 to 15	15 to 20	20 to 30	30 to 40	40 to 50	50 to 60	60 to 70	70 to 80	80 to 90	90 to 100	100, &c.
County	Nathaniel Beal					1				1									3			1					
of	Jesse Arnold			1	1			1									1			1							
Rich	William Gordon			2	1			1							1	2				1							
Holl	James Smith	1	1	1	1				1						1		1				1						
Distrct	Geo. L. Triggs	1			1		1								1		1	1		1							
	John Tinsley			1					1									1			1						
	Geo. A Tunnell	3	2	1		3	3												1								
	Jack Wright																										
	Ann Tinsley					1															1				1		
	Richard Fisher			1	1				1													1					
	Randolph Bradford						1								1												
	Daniel Howell					1			1							1	2	1			1						
	Bennet Craft	1	1				1										1			1							
	Nestor Stuckey				1																1						
	Sam. Nelson Jr.					1			1									1	1								
	Sam. Tinsley	1		1		1									1				1								
	Isaac Nelson					1												1									
	Ann Sego			1		1										1				1							
	John Eskridge					1									1			1									
	Charly Burch	1				1									1			1									
	Thomas Ogg	1	1	1		1									1	1	1										
	Sam. Winder	1		1			1									2	2			1				1			
	John Williams				1				1							3	2		1			1					
	Henry McCullough			1					1												1				1		
	David Kelley				1			1							1	2	1	2		1							
	Edward Stuckey	2					1												1								
	Henry Starr			2			1								1	1				1							
	Thomas Martin						1								1					1							
		12	5	11	8	13	11	3	7	1		1			11	13	12	9	8	9	6	3		2	1		

Bay

289

| SLAVES. | | |

290

SCHEDULE of the whole number of Persons within the Election allotted to

Name of County, City, Town, Township, Parish, Precinct, Hundred, or District	NAMES of HEADS OF FAMILIES.	WHITE PERSONS, (INCLUDING HEADS OF FAMILIES.) MALES. Under five years of age	Of five and under ten	Of ten and under fifteen	Of fifteen and under twenty	Of twenty and under thirty	Of thirty and under forty	Of forty and under fifty	Of fifty and under sixty	Of sixty and under seventy	Of seventy and under eighty	Of eighty and under ninety	Of ninety and under one hundred	Of one hundred and upwards.	FEMALES. Under five years of age	Of five and under ten	Of ten and under fifteen	Of fifteen and under twenty	Of twenty and under thirty	Of thirty and under forty	Of forty and under fifty	Of fifty and under sixty	Of sixty and under seventy	Of seventy and under eighty	Of eighty and upwards	Of ninety and upwards
		under 5	5 to 10	10 to 15	15 to 20	20 to 30	30 to 40	40 to 50	50 to 60	60 to 70	70 to 80	80 to 90	90 to 100	100, &c.	under 5	5 to 10	10 to 15	15 to 20	20 to 30	30 to 40	40 to 50	50 to 60	60 to 70	70 to 80	80 to 90	90 to 100	100, &c.
County	Joel Thomas	1		1				1								2					1						
of	Harman Hunt	2					1								1	1				1		1					
Pickens	Joseph Rooney						1														1						
Holt's	Hampton Hudson	2				1														1							
Dist.	Geo. Anderson						1								1						1						
	Robert B Baxter					1										1				2							
	Sam. Tennison	1	1			1									1					1							
	David Barton					1									1	1				2							
	David Tinby			2			1								2	2					1						
	Ridden Atwell	1	1				1										1			1							
	Sam Sykes	1	1			1	1								1	2					2						
	Hannah H. Swain																			1		1					
	Edward Caswell	3					1													1							
	Archibald Bird	2		1	1			1													1						
	Jeremiah Winters	1	2				1	1							1	1					1	1	1				
	Asa Fulcher		2	1	1	1											2	1			1						
	Sam Collins				1				1							1					1						
	Edward Burch	1		1	1		1									1	1	1									
×	Middleton Sego		1												2	1		1	1								
	Emanuel Domingo	3	1				1								1					1							
	William Churchill	2	1	3			1								1	1					1						
	Benjamin Harris	1	1				1								2	1				1							
	Geo. M. Cogil	1				3									2	1	1			1				1			
	Sam. Atwell				2	1									2	2				1							
	Philip Tinby		3					1								1											
	Ezekiel Nalin					1		1																			
	Saml Stucky					1																					
×	Joseph Butler		1			1			1						2		2	1	2								
		21	15	9	6	44	12	5	2						19	15	7	3	17	10	5	3	1				

B38

...by the Marshal of the ... District (or Territory) of ...

290

SLAVES.												FREE COLORED PERSONS.												TOTAL.	WHITE PERSONS included in the foregoing.				SLAVES AND COLORED PERSONS, included in foregoing.			
MALES.							FEMALES.						MALES.						FEMALES.												
Under ten years of age.	Of ten and under twenty-four.	Of twenty-four and under thirty-six.	Of thirty-six and under fifty-five.	Of fifty-five and under one hundred.	Of one hundred and upwards.	Under ten years of age.	Of ten and under twenty-four.	Of twenty-four and under thirty-six.	Of thirty-six and under fifty-five.	Of fifty-five and under one hundred.	Of one hundred and upwards.	Under ten years of age.	Of ten and under twenty-four.	Of twenty-four and under thirty-six.	Of thirty-six and under fifty-five.	Of fifty-five and under one hundred.	Of one hundred and upwards.	Under ten years of age.	Of ten and under twenty-four.	Of twenty-four and under thirty-six.	Of thirty-six and under fifty-five.	Of fifty-five and under one hundred.	Of one hundred and upwards.		White persons.						
under 10	10 to 24	24 to 36	36 to 55	55 to 100	100, &c.	under 10	10 to 24	24 to 36	36 to 55	55 to 100	100, &c.	under 10	10 to 24	24 to 36	36 to 55	55 to 100	100, &c.	under 10	10 to 24	24 to 36	36 to 55	55 to 100	100, &c.		Males.	Females.	Aliens.	Persons not naturalized.	under 14	14 to 25	25, &c.	under 14	14 to 25	25, &c.
																								5									
																								7									
X	1	1					1			1														2									
																								8									
																								3									
2																								11									
																								7									
																								5									
		1						1		1														11									
	1							1																7									
																								9									
																								3									
1	3							1		1														11									
																								6									
	2						1	1	1															13									
1	3		1						1															15									
											1													11									
																								7									
																								6									
																								6									
																								10									
	1	11	4	2			3	11	2	2														34									
																								11									
	2	2	1					2		1	1													18									
	1																							7									
																								2									
1	1						1	1	1	1														8									
							X	X																10									
5	13	7	3	2			6	11	6	6	2													230									

B 39

(No. 4.)

291

SCHEDULE of the whole number of Persons within the Division allotted to

Name of County, City, Ward, Town, Township, Parish, Precinct, Hundred, or District.	NAMES OF HEADS OF FAMILIES.	FREE WHITE PERSONS, (INCLUDING HEADS OF FAMILIES.) MALES. Under five years of age. under 5	Of five and under ten. 5 to 10	Of ten and under fifteen. 10 to 15	Of fifteen and under twenty. 15 to 20	Of twenty and under thirty. 20 to 30	Of thirty and under forty. 30 to 40	Of forty and under fifty. 40 to 50	Of fifty and under sixty. 50 to 60	Of sixty and under seventy. 60 to 70	Of seventy and under eighty. 70 to 80	Of eighty and under ninety. 80 to 90	Of ninety and under one hundred. 90 to 100	Of one hundred and upwards. 100, &c.	FEMALES. Under five years of age. under 5	Of five and under ten. 5 to 10	Of ten and under fifteen. 10 to 15	Of fifteen and under twenty. 15 to 20	Of twenty and under thirty. 20 to 30	Of thirty and under forty. 30 to 40	Of forty and under fifty. 40 to 50	Of fifty and under sixty. 50 to 60	Of sixty and under seventy. 60 to 70	Of seventy and under eighty. 70 to 80	Of eighty and under ninety. 80 to 90	Of ninety and under one hundred. 90 to 100	Of one hundred and upwards. 100, &c.
County	Elbert Hall	1				2													1			1					
of	D. F. Dickinson		1				1								2			1	1								
Richmond	John Chinchell						1												X					1			
Holt's	James Lyons	1					1								1	1			1								
Dist.	David Foster						1													1							
	John McDade Jr.		1		1	1		2									2			1	1						
	Walter Harris						2																				
	Polly Stucky																					1					
	Thomas Walls			1					1						1	1	1				1						
	Henry Howell					2									1			1		1							
	Eason Drake		1	2					1							1		1			1						
	Dudley E. Drake					1									1			1									
	Lewis Harris		1	2	1	1			1							1		1	1			1					
	James Beal					1				1																	
	John G. Bowers					1	1											1									
	William Shaw	1	2	1	2					1						1	1	1	1			1					
	Thomas Everingham Jr.					1				1							1	2		1		1					
	Henry Greenwood		2		1	1			1								2	1	1		1						
	Michael Flake									1																	
	Jacob McCullough	1	1	1	2			1							3	1	1	1			1						
	Polly Beckham			1												1	1					1					
	John Wiggins									1													1				
	Job S. Barney								1													1					
	Ann Patterson																		1				1				
	Rebecca Burch																		1					1			
	Reuben Seals					1															1						
	William Clayton	1	1				1													1							
		5	10	8	7	12	8	3	5	5					9	7	9	11	8	5	6	7	2	2			

B39

584

by the Marshal of the District (or Territory) of

SLAVES. Males: Under ten years of age	Of ten and under twenty-four	Of twenty-four and under thirty-six	Of thirty-six and under fifty-five	Of fifty-five and under one hundred	Of one hundred and upwards	Females: Under ten years of age	Of ten and under twenty-four	Of twenty-four and under thirty-six	Of thirty-six and under fifty-five	Of fifty-five and under one hundred	Of one hundred and upwards	FREE COLORED PERSONS. Males: Under ten years of age	Of ten and under twenty-four	Of twenty-four and under thirty-six	Of thirty-six and under fifty-five	Of fifty-five and under one hundred	Of one hundred and upwards	Females: Under ten years of age	Of ten and under twenty-four	Of twenty-four and under thirty-six	Of thirty-six and under fifty-five	Of fifty-five and under one hundred	Of one hundred and upwards	TOTAL	WHITE PERSONS included in the foregoing: Who are Deaf and Dumb, under fourteen years of age	Who are Deaf and Dumb, of the age of fourteen and under twenty-five	Who are Deaf and Dumb, of twenty-five and upwards	Who are blind	ALIENS—Foreigners not naturalized	SLAVES AND COLORED PERSONS, included in foregoing: Who are Deaf and Dumb, under fourteen years of age	Who are Deaf and Dumb, of the age of fourteen and under twenty-five	Who are Deaf and Dumb, of the age of fourteen and upwards	Who are blind
under 10	10 to 24	24 to 36	36 to 55	55 to 100	100, &c.	under 10	10 to 24	24 to 36	36 to 55	55 to 100	100, &c.	under 10	10 to 24	24 to 36	36 to 55	55 to 100	100, &c.	under 10	10 to 24	24 to 36	36 to 55	55 to 100	100, &c.		under 14	14 to 25	25, &c.			under 14	14 to 25	25, &c.	
9	5	10	4			4	5	4	4															50									
2	1	5	4			1	1	2	2															24									
																								2									
2							1																	8									
2						1																		5									
3	3	1		3		5	2	1	3															30									
3	1	4				1	2	3	1															17									
						1		1																3									
				1			1			1														9									
																								3									
																								7									
																								3									
11	7	2	2	6		12	5	6	3	3														67									
6	5	11	7	1		11	5	3	5	3						1								53									
		6	3				1	1																14									
																								12									
3	2					2	1	1	1															17									
5	4	2	4	1		8	4	4	4	1														47									
	2	1	1																					5									
		1																						14									
																								11									
						8																		2									
2	2	3	2	1		2	2	3	1	1														21									
	1					2		1																6									
	1						1																	11									
2	2		1				1		1															9									
1						1			1															7									
1	36	39	28	13		51	32	30	26	9						1								445									

B 40

(No. 6.)

292

SCHEDULE of the whole number of Persons within the Division allotted to

Name of County, City, Ward, Town, Township, Parish, Precinct, Hundred, or District.	NAMES of HEADS OF FAMILIES.	FREE WHITE PERSONS, (INCLUDING HEADS OF FAMILIES.)																									
		MALES.													FEMALES.												
		Under five years of age.	Of five and under ten.	Of ten and under fifteen.	Of fifteen and under twenty.	Of twenty and under thirty.	Of thirty and under forty.	Of forty and under fifty.	Of fifty and under sixty.	Of sixty and under seventy.	Of seventy and under eighty.	Of eighty and under ninety.	Of ninety and under one hundred.	Of one hundred and upwards.	Under five years of age.	Of five and under ten.	Of ten and under fifteen.	Of fifteen and under twenty.	Of twenty and under thirty.	Of thirty and under forty.	Of forty and under fifty.	Of fifty and under sixty.	Of sixty and under seventy.	Of seventy and under eighty.	Of eighty and under ninety.	Of ninety and under one hundred.	
		under 5	5 to 10	10 to 15	15 to 20	20 to 30	30 to 40	40 to 50	50 to 60	60 to 70	70 to 80	80 to 90	90 to 100	100, &c.	under 5	5 to 10	10 to 15	15 to 20	20 to 30	30 to 40	40 to 50	50 to 60	60 to 70	70 to 80	80 to 90	90 to 100	
County of Richmond Holt Dist	James Fulcher									1													1			
	John Collins			1		1		1								1	1	1			1					
	Peter Bennack	2	1					1												1						
	David Urquhart					1																				
	John Fetter		1				1										1	1								
	Morgan Martin			1					1							2	1				1					
	John McGar				1	2									2			1								
	Joseph Bolin	1	1						1												1					
	James Hartford	2	1				1													1						
	Philip Miller					1													1							
	Reuben Ives		1			1										1	1		1							
	Jason Walkins	1	1	1				1								1	1			1	1					
	Ann Earick	1	1																1							
	Joseph Hutchins			1	2				1								1					1				
	William Mcdonnel						1												1							
	Sarah Fendall			1												1					1					
	John Nelson	2		1					1								1				1					
	R. A. Ramsay	1				1													1							
	Thos Mills & Co																						X			
	Robert Raymond Reid		1		2		1										2		1				1			
	C. S. Merchant	2	1					1							1	2			2	1						
	Joel Martin				1			1							1	1	1	1		1						
	A. B. Fowler						1	1									1	1	1		1					
	Col Fannin		1			34	34								1	1			2	4		1				
	A. B. Longstreet	1						1							1	1				1						
	John Fox	1						1			1					2				1						
	Susannah B. Hunt	2														2	1	1		1						
		16	10	6	6	46	44	8	4		2				6	15	12	6	11	12	7	2	1	1		

B40

513

292

...by the Marshal of the ... District (or Territory) of ...

SLAVES.												FREE COLORED PERSONS.												TOTAL.	WHITE persons included in the foregoing.				SLAVES AND COLORED PERSONS, included in foregoing.			
MALES.						FEMALES.						MALES.						FEMALES.													
Under ten years of age	Of ten and under twenty-four	Of twenty-four and under thirty-six	Of thirty-six and under fifty-five	Of fifty-five and under one hundred	Of one hundred and upwards.	Under ten years of age	Of ten and under twenty-four	Of twenty-four and under thirty-six	Of thirty-six and under fifty-five	Of fifty-five and under one hundred	Of one hundred and upwards.	Under ten years of age	Of ten and under twenty-four	Of twenty-four and under thirty-six	Of thirty-six and under fifty-five	Of fifty-five and under one hundred	Of one hundred and upwards.	Under ten years of age	Of ten and under twenty-four	Of twenty-four and under thirty-six	Of thirty-six and under fifty-five	Of fifty-five and under one hundred	Of one hundred and upwards.		Who are Deaf and Dumb, under fourteen years of age.	Who are Deaf and Dumb, aged fourteen years and upwards.	Who are blind.	ALIENS—Foreigners not naturalized.	Who are Deaf and Dumb, under fourteen years of age.	Who are Deaf and Dumb, aged fourteen years and upwards.	Who are blind.
						Under ten years of age.	Of ten and under twenty-four.	Of twenty-four and under thirty-six.	Of thirty-six and under fifty-five.	Of fifty-five and under one hundred.	Of one hundred and upwards.																				
						under 10	10 to 24	24 to 36	36 to 55	55 to 100	100, &c.	under 10	10 to 24	24 to 36	36 to 55	55 to 100	100, &c.	under 10	10 to 24	24 to 36	36 to 55	55 to 100	100, &c.			under 14	14 to 25	25, &c.			under 14	14 to 25	25, &c.
2	1	1				1	2		1															10							
4	1	3	3			3	2	4	1															28							
3	5	2						2																17							
6	10	3	2			1	2	2	1															25							
	1	1					2																	8							
3	4	2	2			1	6	2	2															25							
4	3	2	2			5	2		3															27							
																								4							
																								5							
																								2							
																								5							
																								8							
																								3							
2	1		1			4	3		1															18							
		1	1			2	1																	7							
1						1	1	1																7							
1	3					4	2	1																17							
1							1	1																6							
4	3		3			2		2	2															16							
2	1		1	1		3	2		2										1					24							
							1																	11							
		1						1																9							
						1		1																8							
																								88							
6	10	5											2	3	5									43							
2	8	6	3	1		9	9	4	3			1	1					1	1	2				58							
3	2					2		1																15							
50	24	18	2			39	36	22	16			8	3	3	5			2	1	2				494							

(No. 4.) 293

SCHEDULE of the whole number of Persons within the Division allotted to J. S. Bears

Name of County, City, Ward, Town, Township, Parish, Precinct, Hundred, or District.	NAMES OF HEADS OF FAMILIES.	FREE WHITE PERSONS, (INCLUDING HEADS OF FAMILIES.) MALES. Under five years of age.	Of five and under ten.	Of ten and under fifteen.	Of fifteen and under twenty.	Of twenty and under thirty.	Of thirty and under forty.	Of forty and under fifty.	Of fifty and under sixty.	Of sixty and under seventy.	Of seventy and under eighty.	Of eighty and under ninety.	Of ninety and under one hundred.	Of one hundred and upwards.	FEMALES. Under five years of age.	Of five and under ten.	Of ten and under fifteen.	Of fifteen and under twenty.	Of twenty and under thirty.	Of thirty and under forty.	Of forty and under fifty.	Of fifty and under sixty.	Of sixty and under seventy.	Of seventy and under eighty.	Of eighty and under ninety.	Of ninety and under one hundred.	Of one hundred and upwards.
		under 5	5 to 10	10 to 15	15 to 20	20 to 30	30 to 40	40 to 50	50 to 60	60 to 70	70 to 80	80 to 90	90 to 100	100, &c.	under 5	5 to 10	10 to 15	15 to 20	20 to 30	30 to 40	40 to 50	50 to 60	60 to 70	70 to 80	80 to 90	90 to 100	100, &c.
	Recapitulation																										
	City of Augusta																										
	First Ward	54	51	36	27	58	51	33	15	7		1			50	38	37	39	56	56	28	13	6	2		1	
	Second Ward	82	61	44	55	145	91	41	9	1	2				70	48	54	67	94	55	25	12	7				
	Third Ward	114	84	59	72	215	191	55	18	7	2				120	74	60	70	129	87	41	20	10	3			
	Remainder of Richmond Co.	191	152	113	86	197	158	77	50	28	9	4	1		183	160	129	111	171	121	82	55	19	17	4	1	
		441	348	252	240	615	491	205	92	37	11	5	1		423	320	280	287	450	319	176	100	42	22	4	2	
			344	256						3	13											101	41				

We hereby certify, that a correct copy of the above Schedule, signed by the Sam J. S. Bears and M. F. Boisclair has been set up at two of the most public places within the division, open to the inspection of all concerned.

Sam J. S. Bears

[illegible]

Recapitulation

Whit Males	2738	Slaves Males	3105	Free Colds Males	123
Do Females	2425	Female	3141	Females	112
	5163		6246		235

Grand Total 11644 Amongst these are 6 Whites who are Deaf & Dumb
5 Ditto Blind
24 Aliens
2 Blacks Blind

Correct

B 41

585

293

M. F. Boisclair by the Marshal of the District (or Territory) of Georgia

SLAVES. MALES. Under ten years of age	Of ten and under twenty-four	Of twenty-four and under thirty-six	Of thirty-six and under fifty-five	Of fifty-five and under one hundred	Of one hundred and upwards	FEMALES. Under ten years of age	Of ten and under twenty-four	Of twenty-four and under thirty-six	Of thirty-six and under fifty-five	Of fifty-five and under one hundred	Of one hundred and upwards	FREE COLORED PERSONS. MALES. Under ten years of age	Of ten and under twenty-four	Of twenty-four and under thirty-six	Of thirty-six and under fifty-five	Of fifty-five and under one hundred	Of one hundred and upwards	FEMALES. Under ten years of age	Of ten and under twenty-four	Of twenty-four and under thirty-six	Of thirty-six and under fifty-five	Of fifty-five and under one hundred	Of one hundred and upwards	TOTAL	WHITE PERSONS included in the foregoing. Who are Deaf and Dumb, under fourteen years of age	Who are Deaf and Dumb, of the age of fourteen and under twenty-five	Who are Deaf and Dumb, of the age of twenty-five and upwards	Who are blind	ALIENS—Foreigners not naturalized	SLAVES AND COLORED PERSONS, included in foregoing. Who are Deaf and Dumb, under fourteen years of age	Who are Deaf and Dumb, of the age of fourteen and under twenty-five	Who are Deaf and Dumb, of the age of twenty-five and upwards	Who are blind
[illegible]	20 to 24	24 to 36	36 to 55	55 to 100	100, &c.	under 10	10 to 24	24 to 36	36 to 55	55 to 100	100, &c.	under 10	10 to 24	24 to 36	36 to 55	55 to 100	100, &c.	under 10	10 to 24	24 to 36	36 to 55	55 to 100	100, &c.		under 14	14 to 25	25, &c.			under 14	14 to 25	25, &c.	
3	104	71	45	25		120	100	77	79	42		10	9	7	5	2		10	11	7	8	4		1503			1	1				1
2	140	132	117	28		137	138	121	102	22		2	4	3	2			4	3	3	2	1		2035				3				1
23	199	184	164	54	2	213	199	192	158	62	1	17	11	4	9	7		12	10	9	6	5		3172			1	19				
[illegible]	381	264	237	96	1	425	395	259	218	80	1	9	5	4	10	3		5	1	4	4	3		4934	3	3	3	1				
[illegible]	824	651	563	203	3	895	832	649	557	206	2	38	29	18	26	12		31	25	23	20	13		11:644	3	3	5	24				2

The number of persons within our division consisting of Eleven thousand, six hundred and forty four appears in the foregoing Schedule, Subscribed by us this thirtieth day of November 1830.

F. L. Pierce

Michael F. Boyclair

(No. 4.)

295

SCHEDULE of the whole number of Persons within the Division allotted to

| Name of County, City, Ward, Town, Township, Parish, Precinct, Hundred, or District. | NAMES of HEADS OF FAMILIES. | FREE WHITE PERSONS, (INCLUDING HEADS OF FAMILIES.) | | |

[illegible] District (or Territory) of [illegible]

	SLAVES.											FREE COLORED PERSONS.												TOTAL.	WHITE PERSONS included in the foregoing.					SLAVES AND COLORED PERSONS, included in foregoing.			
	MALES.					FEMALES.						MALES.						FEMALES.															
	Of ten and under twenty-four.	Of twenty-four and under thirty-six.	Of thirty-six and under fifty-five.	Of fifty-five and under one hundred.	Of one hundred and upwards.	Under ten years of age.	Of ten and under twenty-four.	Of twenty-four and under thirty-six.	Of thirty-six and under fifty-five.	Of fifty-five and under one hundred.	Of one hundred and upwards.	Under ten years of age.	Of ten and under twenty-four.	Of twenty-four and under thirty-six.	Of thirty-six and under fifty-five.	Of fifty-five and under one hundred.	Of one hundred and upwards.	Under ten years of age.	Of ten and under twenty-four.	Of twenty-four and under thirty-six.	Of thirty-six and under fifty-five.	Of fifty-five and under one hundred.	Of one hundred and upwards.		Who are Deaf and Dumb, under fourteen years of age.	Who are Deaf and Dumb, of the age of fourteen and under twenty-five.	Who are Deaf and Dumb, of twenty-five and upwards.	Who are blind.	ALIENS—Foreigners not naturalized.	Who are Deaf and Dumb, under fourteen years of age.	Who are Deaf and Dumb, of the age of fourteen and under twenty-five.	Who are Deaf and Dumb, of the age of twenty-five and upwards.	Who are blind.
	0 to 24	24 to 36	36 to 55	55 to 100	100, &c.	under 10	10 to 24	24 to 36	36 to 55	55 to 100	100, &c.	under 10	10 to 24	24 to 36	36 to 55	55 to 100	100, &c.	under 10	10 to 24	24 to 36	36 to 55	55 to 100	100, &c.		under 14	14 to 25	25, &c.			under 14	14 to 25	25, &c.	
[illegible]	7	5	5	5		11	14	8	18	3		3	4		2			1	5		2	1		191									1
[illegible]	23	28	5	3		13	10	5	6	8				3						1	1	1		246				1					
[illegible]	8	3	7	3		19	18	5	12	5			2	1	1	2		1		1	1	2		20[illegible]									
[illegible]	18	13	10	5		27	21	17	15	9				2						1	1			2[illegible]2					1				
[illegible]	38	6	10	6		25	18	13	9	3		2	1	1				1	1	[illegible]	2			24[illegible]									
[illegible]	7	12	4	3		16	15	23	14	[illegible]		[illegible]	[illegible]		[illegible]			[illegible]		2	1			237									
[illegible]	3	4	4			[illegible]	4	4	5	6														77									
[illegible]	104	71	45	25		120	100	77	79	42		10	9	7	5	2		11	11	7	8	4		1503				1	1				1
[illegible]	20	7	6	5		16	23	16	13	2		1			1			2		1	1	1		[illegible]									
[illegible]	27	24	30	9		15	18	18	13	6			1											[illegible]					1				
[illegible]	9	8	9	3		20	15	17	21	3				1										221					1				
[illegible]	19	15	7			22	21	13	21	1														269									
[illegible]	37	46	35	4		40	31	30	16	4										2				[illegible]									
[illegible]	18	26	23	7		13	21	13	14	[illegible]		1	1		1				1		1			[illegible]					1				1
[illegible]	10	6	7			11	7	12	5				2	2										[illegible]									
[illegible]	140	132	117	28		137	138	121	102	22		2	4	3	2			4	5	3	2	1		[illegible]					3				1

Ward 4.)

296

SCHEDULE of the whole number of Persons within the Division allotted to

Name of County, City, Ward, Town, Township, Parish, Precinct, Hundred, or District.	NAMES of HEADS OF FAMILIES.	FREE WHITE PERSONS, (INCLUDING HEADS OF FAMILIES.)																												
		MALES.													FEMALES.															
		Under five years of age.	Of five and under ten.	Of ten and under fifteen.	Of fifteen and under twenty.	Of twenty and under thirty.	Of thirty and under forty.	Of forty and under fifty.	Of fifty and under sixty.	Of sixty and under seventy.	Of seventy and under eighty.	Of eighty and under ninety.	Of ninety and under one hundred.	Of one hundred and upwards.	Under five years of age.	Of five and under ten.	Of ten and under fifteen.	Of fifteen and under twenty.	Of twenty and under thirty.	Of thirty and under forty.	Of forty and under fifty.	Of fifty and under sixty.	Of sixty and under seventy.	Of seventy and under eighty.	Of eighty and under ninety.	Of ninety and under one hundred.				
		under 5	5 to 10	10 to 15	15 to 20	20 to 30	30 to 40	40 to 50	50 to 60	60 to 70	70 to 80	80 to 90	90 to 100	100, &c.	under 5	5 to 10	10 to 15	15 to 20	20 to 30	30 to 40	40 to 50	50 to 60	60 to 70	70 to 80	80 to 90	90 to 100				
Third Ward	page 15	13	11	10	11	22	1	1	1	2					10	11	10	10	14	10	7	5	3							
	16	11		1		1	1	1	3	1					9	11	2	5	17	5	4	3								
	17	1													7	1	7	1	1		1	2	1							
	18	1					1	1							14	2	3	2	1		2									
	19	1		1		1	1	1	1						2	6	5	14	7	3	3		1							
	20	2				2	1								11	10	17	10	11	1	1									
	21	11	1	1		1	1	1	3						16	7	6	4	14	11	4	1	1							
	22	11	1	2		5			2	1	1				11	7	4	7	15	11	4	3	1	1						
	23	5	2	2	1	1	1								10	4	4	3	9	7	2	2		1						
	24	12	10		1	4			2	1	1				5	3	3	6	16	1	4	2	2							
	25	1	2			22	1	2	1	2					5	4	4	1	7	1	2	2	1							
		116	81	59	32	210	131	98	73	58	17	3			140	94	66	70	129	67	41	20	10	3						

BOYD SMITH, PRINTER.

of [illegible] by the Marshal of the [illegible] District (or Territory) of [illegible]

296

SLAVES.													FREE COLORED PERSONS.												TOTAL.	WHITE PERSONS included in the foregoing.					SLAVES AND COLORED PERSONS included in foregoing.			
MALES.						FEMALES.							MALES.						FEMALES.														
Under ten years of age.	Of ten and under twenty-four.	Of twenty-four and under thirty-six.	Of thirty-six and under fifty-five.	Of fifty-five and upwards one hundred.	Of one hundred and upwards.	Under ten years of age.	Of ten and under twenty-four.	Of twenty-four and under thirty-six.	Of thirty-six and under fifty-five.	Of fifty-five and upwards one hundred.	Of one hundred and upwards.	Under ten years of age.	Of ten and under twenty-four.	Of twenty-four and under thirty-six.	Of thirty-six and under fifty-five.	Of fifty-five and upwards one hundred.	Of one hundred and upwards.	Under ten years of age.	Of ten and under twenty-four.	Of twenty-four and under thirty-six.	Of thirty-six and under fifty-five.	Of fifty-five and upwards one hundred.	Of one hundred and upwards.		Who are Deaf and Dumb, under fourteen years of age.	Who are Deaf and Dumb, of the age of fourteen and under twenty-five.	Who are Deaf and Dumb, of twenty-five and upwards.	Who are blind.	ALIENS—Foreigners not naturalized.	Who are Deaf and Dumb, under fourteen years of age.	Who are Deaf and Dumb, of the age of fourteen and under twenty-five.	Who are Deaf and Dumb, of the age of twenty-five and upwards.	Who are blind.
10	0 to 24	24 to 36	36 to 55	55 to 100	100, &c.	under 10	10 to 24	24 to 36	36 to 55	55 to 100	100, &c.	under 10	10 to 24	24 to 36	36 to 55	55 to 100	100, &c.	under 10	10 to 24	24 to 36	36 to 55	55 to 100	100, &c.		under 14	14 to 25	25, &c.			under 14	14 to 25	25, &c.	
21	22	12	24	2	.	19	24	22	12	8														349				2				
12	24	34	47	5		16	25	16	15	3		4	2			1		1			1	1		331								
17	10	6	10	6	1	22	17	11	18	7					1	1								261			1	1				
6	6	5	8	3	.	17	9	14	7	2	.				1	.		1	2	1	1	1		147								
13	15	9	4	10		15	8	12	14	7		4	2		2			2	2	2	2	1		214								
20	12	5	9	1		25	16	10	14	3		2	.	2	1	2				1	1	.	.	261				2				
33	18	13	10	5	.	17	8	16	14	11		4	2	.	2									273				2				
43	23	44	18	12	1	30	25	21	21	7	1	.	1								1			516				7				
26	22	8	14	4	.	16	22	20	13	5		2	4	1	1	1			5	3	1	1		266								
22	12	5	7	4		18	14	16	16	4	.	.	.	1	.			1		1				216				1				
21	35	43	13	2		19	21	27	1	3												2		318				3				
223	199	194	164	34	2	213	199	192	15	62	1	1	1	4	4			1	11	7	1	5		2172			1	14				

No. 6.)
297

SCHEDULE of the whole number of Persons within the Division allotted to

Name of County, City, Ward, Town, Township, Parish, Precinct, Hundred, or District.	NAMES OF HEADS OF FAMILIES.	FREE WHITE PERSONS, (INCLUDING HEADS OF FAMILIES.) MALES. Under five years of age.	Of five and under ten.	Of ten and under fifteen.	Of fifteen and under twenty.	Of twenty and under thirty.	Of thirty and under forty.	Of forty and under fifty.	Of fifty and under sixty.	Of sixty and under seventy.	Of seventy and under eighty.	Of eighty and under ninety.	Of ninety and under one hundred.	Of one hundred and upwards.	FEMALES. Under five years of age.	Of five and under ten.	Of ten and under fifteen.	Of fifteen and under twenty.	Of twenty and under thirty.	Of thirty and under forty.	Of forty and under fifty.	Of fifty and under sixty.	Of sixty and under seventy.	Of seventy and under eighty.	Of eighty and under ninety.	Of ninety and under one hundred.
		under 5	5 to 10	10 to 15	15 to 20	20 to 30	30 to 40	40 to 50	50 to 60	60 to 70	70 to 80	80 to 90	90 to 100	100, &c.	under 5	5 to 10	10 to 15	15 to 20	20 to 30	30 to 40	40 to 50	50 to 60	60 to 70	70 to 80	80 to 90	90 to 100
County of Richmond																										
	page 26	10	7	11	4	13	1	3	[illegible]	1	2	1			15	10	3	10	12	5	7	8		1		
	27	12	10	7		13	1	[illegible]	2	2	1				7	7	10	8	6	9	5	1	1	1	1	1
	28	4	3	2	1	3	1	[illegible]		1					3	1	3	3	3	2		2	1	2		
	29	18	14	7	10	[illegible]	11		[illegible]	[illegible]					23	1	9	8	15	1	3	2	1	2		
	30	16	1	11		1				1	1				7	14	11	13	7	7	4	4	1	1	1	
	31	18	11	11		14		1	[illegible]	1	1				7	15	8	11	15	5	8	3	2	2		
	32	11	[illegible]		3	[illegible]	9	4	9	[illegible]		1			15	9	9	6	8	14	6	3	1		1	
	33	13	13			10		1		[illegible]	1	1			11	9	6	7	16	4	3	7	3			
	34	13	19	10	[illegible]	11			3						19	9	17	7	14	11	10	2				
	35	15		[illegible]	6	11	12		2		1	1			15	13	7	3	16	9	7	6	2	3		
	36	7		3	3	6	6	6					1		12	11	6	6	13	7	5	2	3			
	37	12	3	14		13	11	3	7	1					11	13	12	9	8	9	6	3		2	1	
	38	21	15	7	[illegible]	14	[illegible]	[illegible]	2						17	13	07	3	17	10	5	3	1			
	39	5	10	8	[illegible]	13	[illegible]	[illegible]	[illegible]	[illegible]					9	7	9	11	5	5	6	7	2	2		
	40	16	10	6	6	16	14	[illegible]	4		2				6	13	12	6	11	12	7	2	1	1		
		191	148	117	[illegible]	197	158	77	50	26	7	4	1		183	160	129	111	171	121	82	55	19	17	4	1

or hereby the Marshal of the [illegible] District (or Territory) of [illegible] 593

SLAVES. MALES. Of ten and under twenty-four	Of twenty-four and under thirty-six	Of thirty-six and under fifty-five	Of fifty-five and under one hundred	Of one hundred and upwards	FEMALES. Under ten years of age	Of ten and under twenty-four	Of twenty-four and under thirty-six	Of thirty-six and under fifty-five	Of fifty-five and under one hundred	Of one hundred and upwards	FREE COLORED PERSONS. MALES. Under ten years of age	Of ten and under twenty-four	Of twenty-four and under thirty-six	Of thirty-six and under fifty-five	Of fifty-five and under one hundred	Of one hundred and upwards	FEMALES. Under ten years of age	Of ten and under twenty-four	Of twenty-four and under thirty-six	Of thirty-six and under fifty-five	Of fifty-five and under one hundred	Of one hundred and upwards	TOTAL.	WHITE PERSONS included in the foregoing. Who are Deaf and Dumb, under fourteen years of age	Who are Deaf and Dumb, of the age of fourteen and under twenty-five	Who are Deaf and Dumb, of twenty-five and upwards	Who are blind	ALIENS—Foreigners not naturalized	SLAVES AND COLORED PERSONS, included in foregoing. Who are Deaf and Dumb, under fourteen years of age	Who are Deaf and Dumb, of the age of fourteen and under twenty-five	Who are Deaf and Dumb, of the age of twenty-five and upwards	Who are blind
1 to 24	24 to 36	36 to 55	55 to 100	100, &c.	under 10	10 to 24	24 to 36	36 to 55	55 to 100	100, &c.	under 10	10 to 24	24 to 36	36 to 55	55 to 100	100, &c.	under 10	10 to 24	24 to 36	36 to 55	55 to 100	100, &c.		under 14	14 to 25	25, &c.			under 14	14 to 25	25, &c.	
38	20	32	16	1	45	32	21	38	9	1													415			1	2	1				
73	58	41	18		60	55	51	25	13			1		1	1				1	1			372	1		1						
7	5	10	5		10	20	7	12	4						1								134	1								
19	8	5	1		14	12	7	6	2														247	1								
23	14	10	6		25	26	13	16	2	1	1						1				1		318									
16	11	8	2		22	16	13	9	1														277									
13	6	11	4		25	15	6	9	1					2						1	1		239									
27	35	20	17		46	39	22	22	8			1	1								1		414									
18	8	10			15	18	13	3															277									
20	9	11	3		23	30	21	5															367			7	1					
6	2	8	4		13	14	9	1	11					1					1	1			197									
20	18	22	3		31	39	18	21	10					1						1			367									
15	7	3	2		6	11	6	6	2														230									
36	39	28	13		51	32	30	26	9						1								445									
50	24	18	2		39	36	22	11			5	3	3	5			3	1	2				474									
381	264	237	96	1	425	395	259	218	811	1	9	5	4	10	3		5	1	4	4	3		4934	3		3	3	1				

298

SCHEDULE of the whole number of Persons within the Division allotted to

Name of County, City, Ward, Town, Township, Parish, Precinct, Hundred, or District.	NAMES OF HEADS OF FAMILIES.	FREE WHITE PERSONS, (INCLUDING HEADS OF FAMILIES.)																								
		MALES.													FEMALES.											
		Under five years of age.	Of five and under ten.	Of ten and under fifteen.	Of fifteen and under twenty.	Of twenty and under thirty.	Of thirty and under forty.	Of forty and under fifty.	Of fifty and under sixty.	Of sixty and under seventy.	Of seventy and under eighty.	Of eighty and under ninety.	Of ninety and under one hundred.	Of one hundred and upwards.	Under five years of age.	Of five and under ten.	Of ten and under fifteen.	Of fifteen and under twenty.	Of twenty and under thirty.	Of thirty and under forty.	Of forty and under fifty.	Of fifty and under sixty.	Of sixty and under seventy.	Of seventy and under eighty.	Of eighty and under ninety.	Of ninety and under one hundred.
		under 5	5 to 10	10 to 15	15 to 20	20 to 30	30 to 40	40 to 50	50 to 60	60 to 70	70 to 80	80 to 90	90 to 100	100, &c.	under 5	5 to 10	10 to 15	15 to 20	20 to 30	30 to 40	40 to 50	50 to 60	60 to 70	70 to 80	80 to 90	90 to 100

Periven County

Fairview County 1871

of Kentucky by the Marshal of the Eastern District (or Territory) of [illegible] Grace 595

298

SLAVES.												FREE COLORED PERSONS.												TOTAL.	WHITE PERSONS included in the foregoing.				SLAVES AND COLORED PERSONS, included in foregoing.			
MALES.						FEMALES.						MALES.						FEMALES.												
Under ten years of age.	Of ten and under twenty-four.	Of twenty-four and under thirty-six.	Of thirty-six and under fifty-five.	Of fifty-five and under one hundred.	Of one hundred and upwards.	Under ten years of age.	Of ten and under twenty-four.	Of twenty-four and under thirty-six.	Of thirty-six and under fifty-five.	Of fifty-five and under one hundred.	Of one hundred and upwards.	Under ten years of age.	Of ten and under twenty-four.	Of twenty-four and under thirty-six.	Of thirty-six and under fifty-five.	Of fifty-five and under one hundred.	Of one hundred and upwards.	Under ten years of age.	Of ten and under twenty-four.	Of twenty-four and under thirty-six.	Of thirty-six and under fifty-five.	Of fifty-five and under one hundred.	Of one hundred and upwards.		Who are Deaf and Dumb, under fourteen years of age.	Who are Deaf and Dumb, of the age of fourteen and under twenty-five.	Who are Deaf and Dumb, of the age of twenty-five and upwards.	Who are blind.	Who are Deaf and Dumb, under fourteen years of age.	Who are Deaf and Dumb, of the age of fourteen and under twenty-five.	Who are Deaf and Dumb, of the age of twenty-five and upwards.	Who are blind.
under 10	10 to 24	24 to 36	36 to 55	55 to 100	100, &c.	under 10	10 to 24	24 to 36	36 to 55	55 to 100	100, &c.	under 10	10 to 24	24 to 36	36 to 55	55 to 100	100, &c.	under 10	10 to 24	24 to 36	36 to 55	55 to 100	100, &c.		under 14	14 to 25	25, &c	ALIENS—Foreigners not naturalized.	under 14	14 to 25	25, &c.

Defective Division

4796 Correct

(2 sheets)

(No. 4.)

299

SCHEDULE of the whole number of Persons within the Division allotted to

Name of County, City, Ward, Town, Township, Parish, Precinct, Hundred, or District.

Screven County 259 District

NAMES of HEADS OF FAMILIES.	FREE WHITE PERSONS, (INCLUDING HEADS OF FAMILIES.)																										
	MALES.													FEMALES.													
	Under five years of age.	Of five and under ten.	Of ten and under fifteen.	Of fifteen and under twenty.	Of twenty and under thirty.	Of thirty and under forty.	Of forty and under fifty.	Of fifty and under sixty.	Of sixty and under seventy.	Of seventy and under eighty.	Of eighty and under ninety.	Of ninety and under one hundred.	Of one hundred and upwards.	Under five years of age.	Of five and under ten.	Of ten and under fifteen.	Of fifteen and under twenty.	Of twenty and under thirty.	Of thirty and under forty.	Of forty and under fifty.	Of fifty and under sixty.	Of sixty and under seventy.	Of seventy and under eighty.	Of eighty and under ninety.	Of ninety and under one hundred.	
	under 5	5 to 10	10 to 15	15 to 20	20 to 30	30 to 40	40 to 50	50 to 60	60 to 70	70 to 80	80 to 90	90 to 100	100, &c.	under 5	5 to 10	10 to 15	15 to 20	20 to 30	30 to 40	40 to 50	50 to 60	60 to 70	70 to 80	80 to 90	90 to 100	100 &
Jane Black																										10
Ann Farmer		2												1						1						
Absalom Coursey	2	1			1									1				1								
Samuel Hodge			1			2										1	1									
Mary Black		2												2		1		1								
William Black		1		1		1																				
Joseph T Scruggs					1									2	1		1									
Hardy Hodges Sr.					1									1		1	1									
John Hodges Sr.			1	1	1				1						1	1		1			1					
Henry Furnes	1		1			1								2	1				1							
Louis Lanier								1													1					
James Lanier					1									1				1								
Peter Buckhalter	1			1		1								1	1	1	1			1						
Roberts Lunday	2				1												1	1								
John Pearson	1				1	1								1	1	1				1						
Richard Phillips				1					1					1				1					1			
Ann Wilde	1																	1								
John Jackson		1	1	1				1						1	1	1		2			1					
David Morton		1				1								1	2	1		1								
John Jackson Jun.					1									1		1										
Silas Morton	1	2			1		2								1	1				1	1	1				
David Archer						1								1	1	1		1					1			
Elisha Archer	1	2			2												1	1								
Ann Woods		1	1													1	1		1							
Hardy Everett		3	1	1			1	1						2	2					1						
Willis Young			1			1								1	1	1		1								
James Slater		1		1			1							1		2	1			1						
	10	18	7	7	11	5	8	2	3					21	13	14	8	13	3	6	4	2				1

In the District of the [illegible] District (or Territory) of Georgia 5-97 293

SLAVES.												FREE COLORED PERSONS.												TOTAL.	WHITE PERSONS included in the foregoing.					SLAVES AND COLORED PERSONS included in foregoing.			
MALES.						FEMALES.						MALES.						FEMALES.														
Under ten years of age	Of ten and under twenty-four	Of twenty-four and under thirty-six	Of thirty-six and under fifty-five	Of fifty-five and one hundred	Of one hundred and upwards.	Under ten years of age	Of ten and under twenty-four	Of twenty-four and under thirty-six	Of thirty-six and under fifty-five	Of fifty-five and one hundred	Of one hundred and upwards.	Under ten years of age	Of ten and under twenty-four	Of twenty-four and under thirty-six	Of thirty-six and under fifty-five	Of fifty-five and one hundred	Of one hundred and upwards.		Who are Deaf and Dumb, under fourteen years of age.	Who are Deaf and Dumb, of the age of fourteen and under twenty-five.	Who are Deaf and Dumb, of twenty-five and upwards.	Who are blind.	ALIENS—Foreigners not naturalized.	Who are Deaf and Dumb, under fourteen years of age.	Who are Deaf and Dumb, of the age of fourteen and under twenty-five.	Who are Deaf and Dumb, of the age of twenty-five and upwards.	Who are blind.		
under 10	10 to 24	24 to 36	36 to 55	55 to 100	100, &c.	under 10	10 to 24	24 to 36	36 to 55	55 to 100	100, &c.	under 10	10 to 24	24 to 36	36 to 55	55 to 100	100, &c.		under 14	14 to 25	25, &c.			under 14	14 to 25	25, &c.			
1							1												3											
1		1																	5											
																			6											
																			4											
																			6											
4		5	4				3	4	3										26											
	2					1	1	1											11											
																			4											
	1																		9											
																			7											
4	1		1				5	2	2	1									21											
																			3											
							1												9											
2	2	2	1			5	1	2											20											
1	2					1	2												13											
1		1				5		2											14											
																			2											
	1					3		1											15											
						1													8											
						1													4											
5	1	2				2	2	4	1										28											
1	1					2	2	1											13											
	1		1																9											
																			5											
3	2	2	2			3	5	1	2										34											
1	1		1			4	5	3											21											
3	1	1				2	1	1											17											
31	16	13	12	5	1	30	29	22	8	3	0	2							297											

(No 4)

300

SCHEDULE of the whole number of Persons within the Division allotted to

Name of County, City, Ward, Town, Township, Parish, Precinct, Hundred, or District.

Screven County 259 District

| NAMES of HEADS OF FAMILIES. | FREE WHITE PERSONS, (INCLUDING HEADS OF FAMILIES.) | | |

U.S. Decennial [illegible] by the Marshal of the [illegible] District (or Territory) of Georgia 399 300

SLAVES.														FREE COLORED PERSONS.												TOTAL.	WHITE PERSONS included in the foregoing.						SLAVES AND COLORED PERSONS, included in foregoing.			
MALES.						FEMALES.						MALES.						FEMALES.																
Under ten years of age.	Of ten and under twenty-four.	Of twenty-four and under thirty-six.	Of thirty-six and under fifty-five.	Of fifty-five and under one hundred.	Of one hundred and upwards.	Under ten years of age.	Of ten and under twenty-four.	Of twenty-four and under thirty-six.	Of thirty-six and under fifty-five.	Of fifty-five and under one hundred.	Of one hundred and upwards.	Under ten years of age.	Of ten and under twenty-four.	Of twenty-four and under thirty-six.	Of thirty-six and under fifty-five.	Of fifty-five and under one hundred.	Of one hundred and upwards.	Under ten years of age.	Of ten and under twenty-four.	Of twenty-four and under thirty-six.	Of thirty-six and under fifty-five.	Of fifty-five and under one hundred.	Of one hundred and upwards.		Who are Deaf and Dumb, under fourteen years of age.	Who are Deaf and Dumb, of the age of fourteen and under twenty-five.	Who are Deaf and Dumb, of the age of twenty-five and upwards.	Who are Blind.	ALIENS—Foreigners not naturalized.	Who are Deaf and Dumb, under fourteen years of age.	Who are Deaf and Dumb, of the age of fourteen and under twenty-five.	Who are Deaf and Dumb, of the age of twenty-five and upwards.	Who are blind.
Under 10 years of age.	10 to 24	24 to 36	36 to 55	55 to 100	100, &c.	under 10	10 to 24	24 to 36	36 to 55	55 to 100	100, &c.	under 10	10 to 24	24 to 36	36 to 55	55 to 100	100, &c.	under 10	10 to 24	24 to 36	36 to 55	55 to 100	100, &c.			under 14	14 to 25	25, &c.				under 14	14 to 25	25, &c.	
																								1										
3	2	1	1				3	1	1															16										
1	2	1				2	1	1																16										
1	1					3	2	1																10										
																								3										
			1			2	3		1															12										
1	1					2		1																7										
	1																							8										
									1															4										
2						2	1																	11										
									1															9										
1	1	3	1				1	1																15										
																								5										
																								7										
																								6										
																								7										
																								5										
1	2	1						1		1														12										
																								10										
																								5										
																								9										
1			1				1	1																6										
																								7										
																								7										
																								22										
2	4	2					4	3		3														21										
2	2	3	1				1		2															12										
	1						3	1	1															258										
15	17	11	5				29	25	9	7	4																							

(No. 4.)

301

SCHEDULE of the whole number of Persons within the Division allotted to

Screven County 259. District

| Name of County, City, Ward, Town, Township, Parish, Precinct, Hundred, or District. | NAMES of HEADS OF FAMILIES. | FREE WHITE PERSONS, (INCLUDING HEADS OF FAMILIES.) | | |

Geo. B. Dearman ... by the Marshal of the ... District (or Territory) of Georgia Col

SLAVES.																								FREE COLORED PERSONS.												TOTAL.	WHITE PERSONS included in the foregoing.				SLAVES AND COLORED PERSONS included in foregoing.			
MALES.							FEMALES.							MALES.							FEMALES.																								
Under 10 years of age.	10 to 24	24 to 36	36 to 55	55 to 100	100, &c.	Under ten years of age.	10 to 24	24 to 36	36 to 55	55 to 100	100, &c.	Under 10 years of age.	10 to 24	24 to 36	36 to 55	55 to 100	100, &c.	Under ten years of age.	10 to 24	24 to 36	36 to 55	55 to 100	100, &c.																								
	Of ten and under twenty-four.		Of twenty-four and under thirty-six.	Of thirty-six and under fifty-five.	Of fifty-five and upwards.		Of ten and under twenty-four.		Of twenty-four and under thirty-six.	Of thirty-six and under fifty-five.	Of fifty-five and upwards.		Of ten and under twenty-four.		Of twenty-four and under thirty-six.	Of thirty-six and under fifty-five.	Of fifty-five and upwards.		Of ten and under twenty-four.		Of twenty-four and under thirty-six.	Of thirty-six and under fifty-five.	Of fifty-five and upwards.																								
1	2	2				4	3		2																																				
2	1	1				4	3	1		1																																				
						1		1																																						
3	3	3	1			9	6	2	2	1																																				
31	16	13	10			30	29	23	8	1																																				
15	17	11	5			20	16	9	7	1																																				
51	36	27	16			59	54	24	17	3																																				

627

4 (No. 4.)

302

SCHEDULE of the whole number of Persons within the Division allotted to

Name of County, City, Ward, Town, Township, Parish, Precinct, Hundred, or District.	NAMES OF HEADS OF FAMILIES.	FREE WHITE PERSONS, (INCLUDING HEADS OF FAMILIES.) MALES. Under five years of age.	Of five and under ten.	Of ten and under fifteen.	Of fifteen and under twenty.	Of twenty and under thirty.	Of thirty and under forty.	Of forty and under fifty.	Of fifty and under sixty.	Of sixty and under seventy.	Of seventy and under eighty.	Of eighty and under ninety.	Of ninety and under one hundred.	Of one hundred and upwards.	FEMALES. Under five years of age.	Of five and under ten.	Of ten and under fifteen.	Of fifteen and under twenty.	Of twenty and under thirty.	Of thirty and under forty.	Of forty and under fifty.	Of fifty and under sixty.	Of sixty and under seventy.	Of seventy and under eighty.	Of eighty and under ninety.	Of ninety and under one hundred.	Of one hundred and upwards.
		under 5	5 to 10	10 to 15	15 to 20	20 to 30	30 to 40	40 to 50	50 to 60	60 to 70	70 to 80	80 to 90	90 to 100	100, &c.	under 5	5 to 10	10 to 15	15 to 20	20 to 30	30 to 40	40 to 50	50 to 60	60 to 70	70 to 80	80 to 90	90 to 100	100, &c.
Seriven County 35 District	Charles Evans				1	1		1											1								
	Michael Henderson			1	1			1										1		1							
	John Brach				1	1																					
	Moses Newton	2	1	1			1		1						1	1	2	2		1							
	Samuel Simmons		1	2	1	1															1						
	Franklin Wilson					2													1								
	John Lee	1	1	1		1		1								1	1	2	1	1							
	Enoch Simmons	1					1								1	1			1								
	Walter Walker	1	1	1	1										2	1	1			1							
	James Hodges	1			1		1										1	1									
	William Wade		1			1			1								1		1								
	James Moore	1				1													1								
	Alexander Henry	2	1			1		1							1	2				1							
	Robert Williams Sr										1								2								
	Theophilus Williams	2				2									1	2			1								
	Insel Spence	1		1	1													1									
	Wright Cale						1								2				2								
	John Wilson		1						1							1					1						
	James Wilson		1	2	1	1											1				1						
	Joseph Spooner	1	1			1									2				1								
	Zore Spooner	2	1			2					1					2	1			1							
	James Lambert	2	1	1			3	2							1	1	1	1	1	1			1				
	Moses Howard	1		1		1		1								1	1	1	1	1							
	James Pickrin					1												1									
	Thomas Conner			1	1			1							1		1				1						
	Thomas Evans	1	2				1								4		1		1								
	John Moore Senr					1									1				1								
		19	16	12	9	18	8	9	3		3				16	13	12	11	16	8	4		1				

DUFF GREEN, PRINTER.

287

Return of the Enumeration by the Marshal of the District (or Territory) of Georgia

SLAVES. MALES. Under ten years of age	Of ten and under twenty-four	Of twenty-four and under thirty-six	Of thirty-six and under fifty-five	Of fifty-five and under one hundred	Of one hundred and upwards.	SLAVES. FEMALES. Under ten years of age	Of ten and under twenty-four	Of twenty-four and under thirty-six	Of thirty-six and under fifty-five	Of fifty-five and under one hundred	Of one hundred and upwards.	FREE COLORED PERSONS. MALES. Under ten years of age.	Of ten and under twenty-four	Of twenty-four and under thirty-six	Of thirty-six and under fifty-five	Of fifty-five and under one hundred	Of one hundred and upwards.	FREE COLORED PERSONS. FEMALES. Under ten years of age	Of ten and under twenty-four	Of twenty-four and under thirty-six	Of thirty-six and under fifty-five	Of fifty-five and under one hundred	Of one hundred and upwards.	TOTAL.	WHITE PERSONS included in the foregoing. Who are Deaf and Dumb, under fourteen years of age.	Who are Deaf and Dumb, of the age of fourteen and under twenty-five.	Who are Deaf and Dumb, of twenty-five and upwards.	Who are blind.	ALIENS—Foreigners not naturalized.	SLAVES AND COLORED PERSONS, included in foregoing. Who are Deaf and Dumb, under fourteen years of age.	Who are Deaf and Dumb, of the age of fourteen and under twenty-five.	Who are blind.	Who are employed in the trade, manufactures, or handicraft of the family.
	4	1						2																11								
4	4	1				4	3	2																23				1				
2	3	2							1															10								
																								13								
																								8								
																								3								
																								11								
						2	1																	5								
																								12								
																								5								
2	5					6	3		1															25								
	1	1					1																	6								
																								9								
																								28								
4	4	2	2	1		5			5	2														23				1				
2	3	1					3	2																12								
3	1			1		1		1																5								
																								4								
																								7								
																								6								
																								11								
					1																			15				2				
																								9								
																								2								
																								6								
																								10								
																								7								
			1			1	1		1															200				3				
17	30	8	3	2	1	19	12	7	8	2														287								

(No. 6.)

303

SCHEDULE of the whole number of Persons within the Division allotted to

Name of County, City, Ward, Town, Township, Parish, Precinct, Hundred, or District.

NAMES OF HEADS OF FAMILIES.

FREE WHITE PERSONS, (INCLUDING HEADS OF FAMILIES.)

	MALES.														FEMALES.											
	Under five years of age.	Of five and under ten.	Of ten and under fifteen.	Of fifteen and under twenty.	Of twenty and under thirty.	Of thirty and under forty.	Of forty and under fifty.	Of fifty and under sixty.	Of sixty and under seventy.	Of seventy and under eighty.	Of eighty and under ninety.	Of ninety and under one hundred.	Of one hundred and upwards.	Under five years of age.	Of five and under ten.	Of ten and under fifteen.	Of fifteen and under twenty.	Of twenty and under thirty.	Of thirty and under forty.	Of forty and under fifty.	Of fifty and under sixty.	Of sixty and under seventy.	Of seventy and under eighty.	Of eighty and under ninety.	Of ninety and under one hundred.	Of one hundred and upwards, &c.
	under 5	5 to 10	10 to 15	15 to 20	20 to 30	30 to 40	40 to 50	50 to 60	60 to 70	70 to 80	80 to 90	90 to 100	100, &c.	under 5	5 to 10	10 to 15	15 to 20	20 to 30	30 to 40	40 to 50	50 to 60	60 to 70	70 to 80	80 to 90	90 to 100	100, &c.
Thomas Wamack		1	1		1	1	1							2	1			1	1							
John Muncy	1		1	1		1								1	2				1							
William Barbar	2	1	1				1								1	1	1			1						
John Hendrex	1	1	1			1								2	2			1								
James Dickson	1	1				1								1				1								
Jane Mills			1		1										2					1						
Patience Measels															1							1				
Nice Holsy														2		1	1	1								
John Water	3	1				1										1		1								
Isaac Waters					1									3				1								
Sarah Reddick	2	1	2												2				1							
Peter Rogers			1				1							1				1			1					
Ransom Rogers	2				1													2								
David Curtis			1			1																				
Archibal Buie		1				1													1							
Seth Boyd	1					1												1								
Jn.° Blackburne	1	2	1	2	2		1							1		1				1						
William Brigdon		1				1										1	1			1						
Mr.ˢ Wells		2													1	1			1							
Archibal Smith			1		1									1				1								
Patience Mobly															1							1				
Samuel Newton Jn.ᵉ			1		1												1									
Robert Williams	1		1	1		1								1			1									
Jn.° Hendrex Sen.ʳ									1					2				1				1				
	10	12	15	4	8	7	6	1		1				17	13	8	5	12	5	4	1	2	1			
	19	16	12	9	18	8	9	3		3				16	13	12	11	16	8	4		1				
	34	28	27	13	26	15	15	4		4				33	26	20	16	28	13	8	1	3	1			

Sevier County 35 District

180

180

In. B. Devereaux by the Marshal of the District (or Territory) of Georgia 605

SLAVES. Males. Under ten years of age.	Of ten and under twenty-four.	Of twenty-four and under thirty-six.	Of thirty-six and under fifty-five.	Of fifty-five and under one hundred.	Of one hundred and upwards.	Females. Under ten years of age.	Of ten and under twenty-four.	Of twenty-four and under thirty-six.	Of thirty-six and under fifty-five.	Of fifty-five and under one hundred.	Of one hundred and upwards.	FREE COLORED PERSONS. Males. Under ten years of age.	Of ten and under twenty-four.	Of twenty-four and under thirty-six.	Of thirty-six and under fifty-five.	Of fifty-five and under one hundred.	Of one hundred and upwards.	Females. Under ten years of age.	Of ten and under twenty-four.	Of twenty-four and under thirty-six.	Of thirty-six and under fifty-five.	Of fifty-five and under one hundred.	Of one hundred and upwards.	TOTAL.	WHITE PERSONS included in the foregoing. Who are Deaf and Dumb, under fourteen years of age.	Who are Deaf and Dumb, of the age of fourteen and under twenty-five.	Who are Deaf and Dumb, of twenty-five and upwards.	Who are blind.	ALIENS—Foreigners not naturalized.	SLAVES AND COLORED PERSONS, included in foregoing. Who are Deaf and Dumb, under fourteen years of age.	Who are Deaf and Dumb, of the age of fourteen and under twenty-five.	Who are Deaf and Dumb, of the age of twenty-five and upwards.	Who are blind.
under 10	10 to 24	24 to 36	36 to 55	55 to 100	100, &c.	under 10	10 to 24	24 to 36	36 to 55	55 to 100	100, &c.	under 10	10 to 24	24 to 36	36 to 55	55 to 100	100, &c.	under 10	10 to 24	24 to 36	36 to 55	55 to 100	100, &c.		under 14	14 to 25	25, &c.			under 14	14 to 25	25, &c.	
			1																					11									
																								8									
1							1																	11									
		1																						10									
						1		1																7									
3			1				2	1																12									
									2															4									
																								5									
																								7									
																								5									
																								10									
																								5									
																								5									
		1				4	1	1																9									
																								6			3						
																								3									
																								15									
																								5									
																								5									
																								3									
1	1					2	2																	8									
							1																	4									
1		1				1		1																10									
3	1		1			3	1		1															15									
9	2	3	3			11	8	4	3															183									
17	30	8	3	3		19	12	7	8	2														180									
																								290				3					
																								287									
26	32	11	6	3	2	30	20	11	11	2														473			3	3					
																								467									

P.6

(No. 6)
304

SCHEDULE of the whole number of Persons within the Division allotted to

Senior County 80 District

Name of County, City, Ward, Town, Township, Parish, Precinct, Hundred, or District.	NAMES of HEADS OF FAMILIES.	FREE WHITE PERSONS, (INCLUDING HEADS OF FAMILIES.)																												
		MALES.													FEMALES.															
		Under five years of age.	Of five and under ten.	Of ten and under fifteen.	Of fifteen and under twenty.	Of twenty and under thirty.	Of thirty and under forty.	Of forty and under fifty.	Of fifty and under sixty.	Of sixty and under seventy.	Of seventy and under eighty.	Of eighty and under ninety.	Of ninety and under one hundred.	Of one hundred and upwards.	Under five years of age.	Of five and under ten.	Of ten and under fifteen.	Of fifteen and under twenty.	Of twenty and under thirty.	Of thirty and under forty.	Of forty and under fifty.	Of fifty and under sixty.	Of sixty and under seventy.	Of seventy and under eighty.	Of eighty and under ninety.	Of ninety and under one hundred.	Of one hundred and upwards.			
		under 5	5 to 10	10 to 15	15 to 20	20 to 30	30 to 40	40 to 50	50 to 60	60 to 70	70 to 80	80 to 90	90 to 100	100, &c.	under 5	5 to 10	10 to 15	15 to 20	20 to 30	30 to 40	40 to 50	50 to 60	60 to 70	70 to 80	80 to 90	90 to 100	100, &c.			
John Moore Sen.		2	2	1		1			1						1			1	1		1								
James Dickson		2				1									1	1			1										
John Mills				2	2		1			1						1		1	2		1								
Mary Dickson																			1					1					
William Richardson					2		1													1									
Ann Morris			2	3	1										1				1										
George Ross		1				1													1										
George Burton				1	2				1								1	1			1								
William Dautoy		1				1													1										
Joseph Dautoy			1			1				1	1					1			2		1								
Jimpsey Blackman			2	1	2		1									1	1			1									
Michael Dautoy		1					1												1										
Benjamin Phillips								1													1								
Samuel Dautoy		2	1				1								1			1		1									
William Coopes					1			1	1																				
Thomas Clifton			2	2				1							2		1	1		1									
Rollin Roberts					1						1										1								
John Boyd						1										1													
Edward Boyd		1	1	1				1									2	1	1										
Adam Brinson			3	2		1		1							1	2	2				1								
Reuben Hurst		2	2		1	1										1			1										
Claiborne Torchand		2					1								1					1									
Sarah Belcher			1		2												1		2		1								
William Burke		1					1												1										
Micajah Bedsion			1	1	2				1												1								
James Boyd									1						1	1	1		1										
Middleton Thomas							1												1										
		15	18	14	16	8	6	5	7	4	2				9	9	9	6	17	6	7	2	2	1					

BUTT GREEN, PRINTER.

In B. Devereux By the Marshal of the District (or Territory) of Georgia 687.

304

SLAVES.																		FREE COLORED PERSONS.												TOTAL.	WHITE PERSONS included in the foregoing.					SLAVES AND COLORED PERSONS, Included in foregoing.				
MALES.							FEMALES.							MALES.						FEMALES.																		
Under ten years of age.	Of ten and under twenty-four.	Of twenty-four and under thirty-six.	Of thirty-six and under fifty-five.	Of fifty-five and under one hundred.	Of one hundred and upwards.		Under ten years of age.	Of ten and under twenty-four.	Of twenty-four and under thirty-six.	Of thirty-six and under fifty-five.	Of fifty-five and under one hundred.	Of one hundred and upwards.		Under ten years of age.	Of ten and under twenty-four.	Of twenty-four and under thirty-six.	Of thirty-six and under fifty-five.	Of fifty-five and under one hundred.	Of one hundred and upwards.		Under ten years of age.	Of ten and under twenty-four.	Of twenty-four and under thirty-six.	Of thirty-six and under fifty-five.	Of fifty-five and under one hundred.	Of one hundred and upwards.			White persons of the age of fourteen years and under.	White persons of the age of twenty-five and upwards.	White males of the age of twenty-one and upwards.	White females.	ALIENS—Foreigners not naturalized.	Slaves and colored persons of the age of fourteen years and under.	Slaves and colored persons of the age of fourteen and under twenty-five.	Slaves and colored persons of the age of twenty-five and upwards.	Slaves and colored persons.	Slaves and colored persons.
under 10	10 to 24	24 to 36	36 to 55	55 to 100	100, &c.		under 10	10 to 24	24 to 36	36 to 55	55 to 100	100, &c.		under 10	10 to 24.	24 to 36	36 to 55	55 to 100	100, &c.		under 10	10 to 24	24 to 36	36 to 55	55 to 100	100, &c.			Deaf and Dumb, under fourteen years of age.	Deaf and Dumb, of the age of fourteen and under twenty-five.	Deaf and Dumb, of the age of twenty-five and upwards.			Deaf and Dumb, under fourteen years of age.	Deaf and Dumb, of the age of fourteen and under twenty-five.	Deaf and Dumb, of the age of twenty-five and upwards.	Blind.	Idiots and Insane.
																														under 14	14 to 25	25, &c.			under 14	14 to 25	25, &c.		
																												11										
																												6										
	1		1					1	1	1																		15										
																												2										
		1						2	2																			9										
																												8										
2																												5										
3							3	1	1	1																		16										
3	1						2	1		1																		11										
5	2	2	1				7	1	3	1																		32										
3	2		3	1			8	2		1																		29										
																												3										
2	2		1				1	1		2																		11										
3	1						2	2	1																			16										
3	3	3	1				1	4	1	1																		20										
																												10										
5	5	2	2				4	3	1	1																		26										
																												2										
																												8										
8	4		2				1		2	2																		32										
																												8										
		1																										6										
1	3		1				3	3		1																		19										
																												3										
																												6										
																												5										
4	1						2	1																				10										
12	25	9	12	1	0		34	22	14	12																		329										

(No. 1.)

305

SCHEDULE of the whole number of Persons within the Division allotted to

Name of County, City, Ward, Town, Township, Parish, Precinct, Hundred, or District.	NAMES of HEADS OF FAMILIES.	FREE WHITE PERSONS, (INCLUDING HEADS OF FAMILIES.) MALES. Under five years of age.	Of five and under ten.	Of ten and under fifteen.	Of fifteen and under twenty.	Of twenty and under thirty.	Of thirty and under forty.	Of forty and under fifty.	Of fifty and under sixty.	Of sixty and under seventy.	Of seventy and under eighty.	Of eighty and under ninety.	Of ninety and under one hundred.	Of one hundred and upwards.	FEMALES. Under five years of age.	Of five and under ten.	Of ten and under fifteen.	Of fifteen and under twenty.	Of twenty and under thirty.	Of thirty and under forty.	Of forty and under fifty.	Of fifty and under sixty.	Of sixty and under seventy.	Of seventy and under eighty.	Of eighty and under ninety.	Of ninety and under one hundred.	Of one hundred and upwards.
		under 5	5 to 10	10 to 15	15 to 20	20 to 30	30 to 40	40 to 50	50 to 60	60 to 70	70 to 80	80 to 90	90 to 100	100, &c.	under 5	5 to 10	10 to 15	15 to 20	20 to 30	30 to 40	40 to 50	50 to 60	60 to 70	70 to 80	80 to 90	90 to 100	100, &c.
Scriven County 00 District	John Sasser					1									1				1								
	John Bragg		4	2				1								2		1		1							
	David Burke			1	1				1								1	1			1			1			
	Thomas Sasser			1			1								2	1				1							
	Clara Sasser		1	1	1																	1					
	Howell Sasser	1				1									1		1		1								
	Reubin Bolton				1				1							1	1				1						
	Stephen Mills	2				1									1			1	1								
	Abraham Burke					1									1				1								
	Solomon Seigler	1	1		1	1		1							3	1		1	1								
	Timothy Arnett		1		1		1								1	1	2	1									
	Nathaniel Howard Jr.	1				1									1				1								
	Nathaniel Howard Sr.								1									1				1					
	Bud Cale					1				1						1		2			1						
	James Parker	2	1	2		2		1							5	1		1		1							
	Hardy Scarbrough		1	1		1		1							1		1	1			1						
	John Jeffers			1	1	1		1	1						1		1	1			1						
	William Rhodes				2	1				1								1				1					
	Willis Thrower									1															1		
	Patsy Rhodes		1		1			1									1				1						
		7	10	9	9	12	2	6	4	3					18	8	8	12	6	3	6	3		1	1		
		15	18	14	16	8	6	5	7	1	2				9	9	9	6	17	6	7	2		1			
		22	28	23	25	20	8	11	11	4	2				27	17	17	18	23	9	13	5		2	1		

Jas. B. Dewees, by the Marshal of the District (or Territory) of Georgia 1809

305

SLAVES.												FREE COLORED PERSONS.												TOTAL.	WHITE PERSONS included in the foregoing.				SLAVES AND COLORED PERSONS, included in foregoing.			
MALES.							FEMALES.						MALES.						FEMALES.												
Under the years of age.	10 to 24	24 to 36	36 to 55	55 to 100	100, &c.	Of one hundred and upwards.	Under 10 years of age.	10 and under twenty-four.	24 and under thirty-six.	36 and under fifty-five.	Of fifty-five and under one hundred.	Of one hundred and upwards.	Under ten years of age.	10 to 24	24 to 36	36 to 55	55 to 100	100, &c.	Under ten years of age.	10 to 24	24 and under thirty-six.	36 and under fifty-five.	55 and under one hundred.	Of one hundred and upwards.		Whites killed.	Whites wilfully murdered.	Alienes—Persons not Naturalized.	Who are Deaf and Dumb, under fourteen years of age.	Who are Deaf and Dumb, of the age of fourteen and under twenty-five.	Who are Deaf and Dumb, of the age of twenty-five and upwards.	Who are blind.

(No. 4.)

306

SCHEDULE of the whole number of Persons within the Division allotted to

Sevier County

Names of County, City, Ward, Town, Township, Parish, Precinct, Hundred, or District.	NAMES of HEADS OF FAMILIES.	FREE WHITE PERSONS, (INCLUDING HEADS OF FAMILIES.) MALES. Under five years of age	Of five and under ten.	Of ten and under fifteen.	Of fifteen and under twenty.	Of twenty and under thirty.	Of thirty and under forty.	Of forty and under fifty.	Of fifty and under sixty.	Of sixty and under seventy.	Of seventy and under eighty.	Of eighty and under ninety.	Of ninety and under one hundred.	Of one hundred and upwards.	FEMALES. Under five years of age.	Of five and under ten.	Of ten and under fifteen.	Of fifteen and under twenty.	Of twenty and under thirty.	Of thirty and under forty.	Of forty and under fifty.	Of fifty and under sixty.	Of sixty and under seventy.	Of seventy and under eighty.	Of eighty and under ninety.	Of ninety and under one hundred.	Of one hundred and upwards.
		under 5	5 to 10	10 to 15	15 to 20	20 to 30	30 to 40	40 to 50	50 to 60	60 to 70	70 to 80	80 to 90	90 to 100	100, &c.	under 5	5 to 10	10 to 15	15 to 20	20 to 30	30 to 40	40 to 50	50 to 60	60 to 70	70 to 80	80 to 90	90 to 100	100, &c.
	John Stephens	1			1	1											1		1								
	James Humphrey			1		1	1									1			1		1						
	Harvey Shepherd	2					1												1			1					
	Jane Hodges																	1	1		1						
	William Shepherd	2	1	1			1								1		2		1								
	Mr. Flake			1	1	1												1				1					
	James Conner	1	1		2					1					2	1	2	1		1							
	David Stewart	1					1									2			1		1						
	William Moore							1									1				1						
	Thomas Reddick		1				1									1				1							
	Meredith Porthess	1	1	1	1					1									1								
	Robert Beville	1	1	1		1	1									1	1	1		1							
	Ann Austin	2														1			1								
	William Lindsay	1		1	1		1													1							
	Richard Scruggs				1	2					1								2	1					1		
	Paul Colson		2			1									1		1		1								
	Claiborne Beville		1		2	1	1		1							1			2	1		1					
	James Dampeare		1	1			1												1		1						
	Mary Williams			1	1																	1					
	Louis Wormsley					1														1							
	Elizabeth M. Call					2													1		1						
	Littleton Harfield		1	2	1				1										1		1						
	George Donoldson		1	2		2													1		1						
	Ann Powell	2																		1		1					
	John Wamack						1	1												1							
	Maclin Lindsay	2		1			1													1							
	Abel Lively		1				1	1																			
		16	12	13	11	13	12	3	2	2	1				4	8	8	12	14	8	7	3	1				

DUFF GREEN, PRINTER.

In B. Devereux, Clerk of the Marshal of the [illegible] District (or Territory) of Georgia 611

306

SLAVES.												FREE COLORED PERSONS.												TOTAL.	WHITE PERSONS included in the foregoing.				SLAVES AND COLORED PERSONS included in foregoing.			
MALES.						FEMALES.						MALES.						FEMALES.													
Under ten years of age	10 to 24	24 to 36	36 to 55	55 to 100	100, &c.	Under ten years of age	10 to 24	24 to 36	36 to 55	55 to 100	100, &c.	Under ten years of age	10 to 24	24 to 36	36 to 55	55 to 100	100, &c.	Under ten years of age	10 to 24	24 to 36	36 to 55	55 to 100	100, &c.		Who are Deaf and Dumb, under fifteen years of age	Who are Deaf and Dumb, of the age of fifteen and upwards	Who are Blind, and Deaf and Dumb, of the same	ALIENS—Persons not naturalized	Who are Deaf and Dumb, under fifteen years of age	Who are Deaf and Dumb, of the age of fifteen and upwards	Who are Blind	Who are Deaf and Dumb, of the same
																									under 14	14 to 25	26, &c.		under 14	14 to 25	25, &c.	
							1																	6								
																								6								
							1																	5								
								1																7								
																								9								
	1																							5								
																								14								
																								6								
																								3								
	1																							5								
																								6								
							1		1															11								
																								4								
	1		1					1																8								
1	8		2				2	1		2	2													26								
																								6								
																								6								
2	4	4	4				1	2	1	3														32								
																								5								
4			1				1		2															11								
																								2								
1		1						1																7								
																								7								
1								1																9								
		1								1														6								
		2	1				2	1		1														10								
	1	1	1				1	1			1													11								
	3		3	1						1														11								
	18	9	14	1			11	8	5	8	4													238								

(No. 4.)

307

SCHEDULE of the whole number of Persons within the Division allotted to

Screven County 36 District

| Names of County, City, Ward, Town, Township, Parish, Precinct, Hundred, or District. | NAMES of HEADS OF FAMILIES. | FREE WHITE PERSONS, (INCLUDING HEADS OF FAMILIES.) | | |

In the District of [illegible] Division (or Township) of Ganges 613

SLAVES. MALES. Under ten years of age	SLAVES. MALES. Ten and under twenty-four	SLAVES. MALES. Twenty-four and under forty-five	SLAVES. MALES. Forty-five and under fifty-five	SLAVES. MALES. Fifty-five and one hundred	SLAVES. MALES. One hundred and upwards	SLAVES. FEMALES. Under ten years of age	SLAVES. FEMALES. Ten and under twenty-four	SLAVES. FEMALES. Twenty-four and under forty-five	SLAVES. FEMALES. Forty-five and under fifty-five	SLAVES. FEMALES. Fifty-five and one hundred	SLAVES. FEMALES. One hundred and upwards	FREE COLORED PERSONS. MALES. Under ten years of age	FREE COLORED PERSONS. MALES. Ten and under twenty-four	FREE COLORED PERSONS. MALES. Twenty-four and under forty-five	FREE COLORED PERSONS. MALES. Forty-five and under fifty-five	FREE COLORED PERSONS. MALES. Fifty-five and one hundred	FREE COLORED PERSONS. MALES. One hundred and upwards	FREE COLORED PERSONS. FEMALES. Under ten years of age	FREE COLORED PERSONS. FEMALES. Ten and under twenty-four	FREE COLORED PERSONS. FEMALES. Twenty-four and under forty-five	FREE COLORED PERSONS. FEMALES. Forty-five and under fifty-five	FREE COLORED PERSONS. FEMALES. Fifty-five and one hundred	FREE COLORED PERSONS. FEMALES. One hundred and upwards	TOTAL	WHITE PERSONS included in the foregoing. Who can Read and Write, under fourteen years of age	WHITE PERSONS included in the foregoing. Who can Read and Write, fourteen and under twenty-five	WHITE PERSONS included in the foregoing. Who can Read and Write, twenty-five and upwards	WHITE PERSONS included in the foregoing. Who can not Read and Write	WHITE PERSONS included in the foregoing. Deaf and Dumb, under fourteen years of age	SLAVES AND COLORED PERSONS, included in foregoing. Who can Read and Write, under fourteen	SLAVES AND COLORED PERSONS, included in foregoing. Who can Read and Write, fourteen and under twenty-five	SLAVES AND COLORED PERSONS, included in foregoing. Who can Read and Write, twenty-five and upwards	SLAVES AND COLORED PERSONS, included in foregoing. Who can not Read and Write
																									5								
																									9								
2	2	2	2			2	3	2	2																24								
1	1	1				2		1																	13								
	1		2			6	1	2																	20								
																									4								
2						1		1																	7								
	1	1	1			1	1	1	1																11								
	1		2			1		1																	12								
																									2								
1	1	2	2			2	1	1																	20								
		1				2	2								1										10								
2	3	4	2			4	4	2																	28								
	1						3																		9								
			1			3		1																	10								
1	2	1	1			1		2																	15								
																									13								
		1					1																		5								
								1																	6								
																									5								
																									3								
	1						1																		5								
																									8								
																									2								
																		1							13								
1		1						1																	14								
		1	1																						7								
10	14	15	14			25	17	15	3	1								1							280								

&c

308

SCHEDULE of the whole number of Persons within the Division allotted to

Name of County, City, Ward, Town, Township, Parish, Precinct, Hundred, or District: Jasper County 96 District

NAMES of HEADS OF FAMILIES.	FREE WHITE PERSONS, (INCLUDING HEADS OF FAMILIES.) MALES. Under five years of age	Of five and under ten.	Of ten and under fifteen.	Of fifteen and under twenty.	Of twenty and under thirty.	Of thirty and under forty.	Of forty and under fifty.	Of fifty and under sixty.	Of sixty and under seventy.	Of seventy and under eighty.	Of eighty and under ninety.	Of ninety and under one hundred.	Of one hundred and upwards.	FEMALES. Under five years of age.	Of five and under ten.	Of ten and under fifteen.	Of fifteen and under twenty.	Of twenty and under thirty.	Of thirty and under forty.	Of forty and under fifty.	Of fifty and under sixty.	Of sixty and under seventy.	Of seventy and under eighty.	Of eighty and under ninety.	Of ninety and under one hundred.	Of one hundred and upwards.
	under 5	5 to 10	10 to 15	15 to 20	20 to 30	30 to 40	40 to 50	50 to 60	60 to 70	70 to 80	80 to 90	90 to 100	100, &c.	under 5	5 to 10	10 to 15	15 to 20	20 to 30	30 to 40	40 to 50	50 to 60	60 to 70	70 to 80	80 to 90	90 to 100	100, &c.
Mr. Moultrie						1								1	1		1		1		1					
John Dowdy	2				1									1			1									
John Boykin			2	1	1		1														1					
Floyd Boykin	1				1									1	1			1								
George Mock		1	2	1			1							1		1	1			1						
Joseph Mock	1				1													1								
Andrew Mock	1			2		1									2				1							
Drury Scott					1												1									
M. Sonder																					1					
Granville Beville	2	1	1				1							1				1								
	7	2	5	4	5	2	3							5	4	1	4	3	2	1	3					
	16	12	13	11	13	12	3	2	2	1				4	8	8	12	14	8	7	3	1				
	16	9	13	9	17	9	5	2	1		1			16	14	8	12	19	6	3	1		3			
	39	23	31	24	35	23	11	4	3	1	1			25	26	17	28	36	16	11	7	1	3			

BOLT GREEN, PRINTER.

E. B. Dreaux by the Marshal of the District (or Territory) of Georgia 308 61

SLAVES. Males. Under ten years of age	Of ten and under twenty-four	Of twenty-four and under thirty-six	Of thirty-six and under fifty-five	Of fifty-five and under one hundred	Of one hundred and upwards	Females. Under ten years of age	Of ten and under twenty-four	Of twenty-four and under thirty-six	Of thirty-six and under fifty-five	Of fifty-five and under one hundred	Of one hundred and upwards	FREE COLORED PERSONS. Males. Under ten years of age	Of ten and under twenty-four	Of twenty-four and under thirty-six	Of thirty-six and under fifty-five	Of fifty-five and under one hundred	Of one hundred and upwards	Females. Under ten years of age	Of ten and under twenty-four	Of twenty-four and under thirty-six	Of thirty-six and under fifty-five	Of fifty-five and under one hundred	Of one hundred and upwards	TOTAL.	WHITE PERSONS included in the foregoing. Who are Deaf and Dumb, under fourteen years of age	Who are Deaf and Dumb, at the age of fourteen and under twenty-five	Who are Deaf and Dumb, of twenty-five and upwards	Who are Mad	Who are Mad, of twenty-five and upwards	ALIENS—Foreigners not naturalized	SLAVES AND COLORED PERSONS, included in foregoing. Who are Deaf and Dumb, under fourteen years of age	Who are Deaf and Dumb, at the age of fourteen and under twenty-five	Who are Deaf and Dumb, of twenty-five and upwards
under 10	10 to 24	24 to 36	36 to 55	55 to 100	100, &c.	under 10	10 to 24	24 to 36	36 to 55	55 to 100	100, &c.	under 10	10 to 24	24 to 36	36 to 55	55 to 100	100, &c.	under 10	10 to 24	24 to 36	36 to 55	55 to 100	100, &c.		under 14	14 to 25	25, &c.				under 14	14 to 25	25, &c.
	2						1																	9									
						1																		6									
																								6									
																								5									
																								9									
1																								4									
																								7									
																								2									
9		6	4			5	5		5															35									
		1	2			4	1	2																17									
10	2	7	6			10	7	2	5															100									
9	18	9	14	1		11	8	6	8	4														238									
10	14	15	14			25	17	13	4		1									1				280									
29	34	31	34	1		46	32	29	17	4										1				618									

309

SCHEDULE of the whole number of Persons within the Division allotted to

NAMES of HEADS OF FAMILIES.	FREE WHITE PERSONS, (INCLUDING HEADS OF FAMILIES.) MALES. Under the years of age.	Of five and under ten.	Of ten and under fifteen.	Of fifteen and under twenty.	Of twenty and under thirty.	Of thirty and under forty.	Of forty and under fifty.	Of fifty and under sixty.	Of sixty and under seventy.	Of seventy and under eighty.	Of eighty and under ninety.	Of ninety and under one hundred.	Of one hundred and upwards.	FEMALES. Under five years of age.	Of five and under ten.	Of ten and under fifteen.	Of fifteen and under twenty.	Of twenty and under thirty.	Of thirty and under forty.	Of forty and under fifty.	Of fifty and under sixty.	Of sixty and under seventy.	Of seventy and under eighty.	Of eighty and under ninety.	Of ninety and under one hundred.	Of one hundred and upwards.
	under 5	5 to 10	10 to 15	15 to 20	20 to 30	30 to 40	40 to 50	50 to 60	60 to 70	70 to 80	80 to 90	90 to 100	100, &c.	under 5	5 to 10	10 to 15	15 to 20	20 to 30	30 to 40	40 to 50	50 to 60	60 to 70	70 to 80	80 to 90	90 to 100	100, &c.
William Arnett				1	1					1				1	1	1										
Peter Arnett	1	1	1	1											1			1								
Ira Ennis	1	1			1									1		1		1								
Sarah Wilson		1								1							1	2			1					
Sarah Williams		1		1															1							
Michael Waters	1	1	1	1			1							2	2		1	1								
William Grinor	2	1	1				1							2	1	1			1							
John Taylor			1			1											1		1							
William Taylor						1								2		1		1								
Mrs James		1		1										1			1		1							
Benjamin Taylor		1		1				1												1						
Howell Spell		1				1									2	1	2									
Thomas Granthams					1													1								
Elizabeth Smith				1												1			1							
Sarah Burroughs														1	2	1	2		1							
Mary Williams	1													1	2	1	1			1						
John Leaves	1	1	2			1														1						
Tabitha Porthress								1						1			2	1		1	1					
James Williams	1		1		1										1			1								
John Grose					1											1	1									
Thomas Robbins					1									3			1									
George Robbins		1	1				1							1	3	2	2			1						
Edmund Grose	1						1							1	2	2	2	2	2				1			
Arthur Robbins		1	1	1	1		1								1	1	1	1		1						
Starke Basemore		1	1	1		1								2	1	1		1								
Sarah Barnes	1																	1								
James Beton			1					1											1							
	23	12	11	9	7	4	4	4	3	1				19	19	15	17	15	7	6	4	1	1			

Jos. B. Devaux, by the Marshal of the District (or Territory) of Georgia 611

309

SLAVES.														FREE COLORED PERSONS.												TOTAL.	WHITE PERSONS included in the foregoing.				SLAVES AND COLORED PERSONS, included in foregoing.			
MALES.						FEMALES.						MALES.						FEMALES.														
Under ten years of age.	Of ten and under twenty-four.	Of twenty-four and under thirty-six.	Of thirty-six and under fifty-five.	Of fifty-five and under one hundred.	Of one hundred and upwards.	Under ten years of age.	Of ten and under twenty-four.	Of twenty-four and under thirty-six.	Of thirty-six and under fifty-five.	Of fifty-five and under one hundred.	Of one hundred and upwards.	Under ten years of age.	Of ten and under twenty-four.	Of twenty-four and under thirty-six.	Of thirty-six and under fifty-five.	Of fifty-five and under one hundred.	Of one hundred and upwards.	Under ten years of age.	Of ten and under twenty-four.	Of twenty-four and under thirty-six.	Of thirty-six and under fifty-five.	Of fifty-five and under one hundred.	Of one hundred and upwards.		Who are Deaf and Dumb, under fourteen years of age.	Who are Deaf and Dumb, of the age of fourteen and under twenty-five.	Who are Deaf and Dumb, twenty-five and upwards.	Who are blind.	ALIENS—Foreigners not naturalized.	Who are Deaf and Dumb, under fourteen years of age.	Who are Deaf and Dumb, of the age of fourteen and under twenty-five.	Who are Deaf and Dumb, twenty-five and upwards.	Who are blind.
under 10	10 to 24	24 to 36	36 to 55	55 to 100	100, &c.	under 10	10 to 24	24 to 36	36 to 55	55 to 100	100, &c.	under 10	10 to 24	24 to 36	36 to 55	55 to 100	100, &c.	under 10	10 to 24	24 to 36	36 to 55	55 to 100	100, &c.		under 14	14 to 25	25, &c.			under 14	14 to 25	25, &c.	
1	2							1	1															11								
	1						1																	12								
		1																						6								
																								6								
																								3								
2						2	1	1																17								
						2		1																13								
																								4								
																								5								
																								5								
																								4								
																								7								
																								2								
																								3								
																								7								
																								7								
																								6								
																								7								
																								5								
																								3								
																								6								
								1																21								
2			1			2	2	1		1														28								
6	3	1				1	1	1	1															12								
			1					1																9								
																								9								
1	1		1			1	2	1																12								
3	2		1			1	2																	230								
5	9	2	4	2		5	10	7	2	1																						

(No. 4.)

310

SCHEDULE of the whole number of Persons within the Division allotted to

County, 94 Districts

Name of County, City, Ward, Town, Township, Parish, Precinct, Hundred, or District.

NAMES of HEADS OF FAMILIES.	FREE WHITE PERSONS, (INCLUDING HEADS OF FAMILIES.) MALES. Under five years of age	Of five and under ten	Of ten and under fifteen	Of fifteen and under twenty	Of twenty and under thirty	Of thirty and under forty	Of forty and under fifty	Of fifty and under sixty	Of sixty and under seventy	Of seventy and under eighty	Of eighty and under ninety	Of ninety and one hundred	Of one hundred and upwards	FEMALES. Under five years of age	Of five and under ten	Of ten and under fifteen	Of fifteen and under twenty	Of twenty and under thirty	Of thirty and under forty	Of forty and under fifty	Of fifty and under sixty	Of sixty and under seventy	Of seventy and under eighty	Of eighty and under ninety	Of ninety and one hundred
	under 5	5 to 10	10 to 15	15 to 20	20 to 30	30 to 40	40 to 50	50 to 60	60 to 70	70 to 80	80 to 90	90 to 100	100, &c.	under 5	5 to 10	10 to 15	15 to 20	20 to 30	30 to 40	40 to 50	50 to 60	60 to 70	70 to 80	80 to 90	90 to 100
Thomas Buones	1	1												2	1		1		1						
Henry Colding	2				1													1							
John Manor	1		1											1				1							
James Lee		1													1	1			1						
Mr. Dudly																2	2			1					
Harriott Gray		2	2											2	1	1				1					
John Seiglis				2										3			1								
Louis Conner		2														1	1				1				
David Conner	2			1										1			1								
Humphry Basemore	1	1	1											1					1						
Elizabeth Wilder					2											1		1							
John Baird		1			1									2	1	1	1	2		1					
Mr. Beville	1																	1			1				
Joseph Dill				1												1									
George H. Manor	1	1												1				1							
John Lee	1	1	1											1	1	1			1						
Nathaniel Scott	1	1	1												1	1			1						
Cullen Williamson	3	1			1													1	1						
Richard Williamson														1					1						
James Kettles				1																					
Nicholas Steagle	1			2										1	1	2	1	2		1					
William Jenkins	1				1													1							
George Jenkins	1													3	2					1					
Henrika Pickory				2																					
Edward Kelly	1		1				1										1				1	1			
Theophilus Holcomb							1														1	1			
Moses Gocen	1	1				1								1	1	1		1							
	22	13	7	10	10	11	4	3		2	1			20	10	13	12	9	8	4	7	2			

In B. Drouaux by the Marshal of the District (or Territory) of Georgia 619 310

SLAVES. MALES. Under ten years of age.	Of ten and under twenty-four.	Of twenty-four and under thirty-six.	Of thirty-six and under fifty-five.	Of fifty-five and under one hundred.	Of one hundred and upwards.	FEMALES. Under ten years of age.	Of ten and under twenty-four.	Of twenty-four and under thirty-six.	Of thirty-six and under fifty-five.	Of fifty-five and under one hundred.	Of one hundred and upwards.	FREE COLORED PERSONS. MALES. Under ten years of age.	Of ten and under twenty-four.	Of twenty-four and under thirty-six.	Of thirty-six and under fifty-five.	Of fifty-five and under one hundred.	Of one hundred and upwards.	FEMALES. Under ten years of age.	Of ten and under twenty-four.	Of twenty-four and under thirty-six.	Of thirty-six and under fifty-five.	Of fifty-five and under one hundred.	Of one hundred and upwards.	TOTAL.	WHITE PERSONS included in the foregoing. Who are Deaf and Dumb, under fourteen years of age.	Who are Deaf and Dumb, of the age of fourteen and under twenty-five.	Who are Deaf and Dumb, of twenty-five and upwards.	Who are blind.	MAJESTY—Foreigners not Actually Naturalized.	SLAVES AND COLORED PERSONS, included in foregoing. Who are Deaf and Dumb, under fourteen years of age.	Who are Deaf and Dumb, of the age of fourteen and under twenty-five.	Who are Deaf and Dumb, of the age of twenty-five and upwards.	Who are blind.
under 10	10 to 24	24 to 36	36 to 55	55 to 100	100, &c.	under 10	10 to 24	24 to 36	36 to 55	55 to 100	100, &c.	under 10	10 to 24	24 to 36	36 to 55	55 to 100	100, &c.	under 10	10 to 24	24 to 36	36 to 55	55 to 100	100, &c.		under 14	14 to 25	25, &c.			under 14	14 to 25	25, &c.	
7	2		1			4	2	2	1															27									
						1	1																	6									
2	1	2	1	1		2	1	2	1															19									
																								5									
																								6									
5	2					2	1																	19									
2	1					1	1																	12									
						1	1																	8									
							2																	7									
																								6									
	2			1		1		1	1															12									
																								11									
	1	1				1	1		1															9									
																								5									
	1	6	2	2				1	1															19									
																								9									
																								7									
2	5					3	3		2															22									
2	3	1					1	1																11									
2	3					2	2	1																11									
1	1								1															16									
																								3									
																								8									
																								5									
									1															8									
																								3									
																								8									
23	22	10	4	4		18	16	8	9															282									

(No. 4.)

311

SCHEDULE of the whole number of Persons within the Division allotted to

Name of County, City, Ward, Town, Township, Parish, Precinct, Hundred, or District.

NAMES OF HEADS OF FAMILIES.

FREE WHITE PERSONS, (INCLUDING HEADS OF FAMILIES.)

	MALES.														FEMALES.													
	Under five years of age.	Of five and under ten.	Of ten and under fifteen.	Of fifteen and under twenty.	Of twenty and under thirty.	Of thirty and under forty.	Of forty and under fifty.	Of fifty and under sixty.	Of sixty and under seventy.	Of seventy and under eighty.	Of eighty and under ninety.	Of ninety and under one hundred.	Of one hundred and upwards.	Under five years of age.	Of five and under ten.	Of ten and under fifteen.	Of fifteen and under twenty.	Of twenty and under thirty.	Of thirty and under forty.	Of forty and under fifty.	Of fifty and under sixty.	Of sixty and under seventy.	Of seventy and under eighty.	Of eighty and under ninety.	Of ninety and under one hundred.	Of one hundred and upwards.
	under 5	5 to 10	10 to 15	15 to 20	20 to 30	30 to 40	40 to 50	50 to 60	60 to 70	70 to 80	80 to 90	90 to 100	100, &c.	under 5	5 to 10	10 to 15	15 to 20	20 to 30	30 to 40	40 to 50	50 to 60	60 to 70	70 to 80	80 to 90	90 to 100	100, &c.
James Taylor			1	1	1	1									1					1							
Nicholas Barry	2				1													1	1								
Hinchin Ellis	1				1									1	2		1				1						
Peter Reddick				1	2												1	1									
Duty Greene	1	2				1								2				1									
Elihu Morgan		1				1								2	1			1									
Moses Lacey			1	1	1			2										1		1							
Charles Stewart		2				1								2				1									
William Lambert			1	1		1									1		1										
Rebecca Lovett			1	1		1											1				1						
James Mc Smith	3		1	1		1										1			1								
Mr. Davis				1	1																1						
John Roberts	1			2			1							1	1	2	1		1								
James Oglesby		3	2	1	1			1									1	1		1							
Daniel Oglesby	1				1									1				1									
Richard Oglesby	2				1									1				1									
Thomas Lovett		1				1								2	1		1	1									
John T Lovett																											
Mary Bonnell																	2	1		1			1				
James Henly	1		1				1							1	1			1									
Benjamin Prescot	1	1			1												1										
Richard Herrington		2				1								2	1	1	1	1									
Mathew Potter	1	1					1							1	1		1		1								
Isaac Bryant		1				1								1			1	1									
James Austin					1									1				1									
Isaac Rooks				1			1									1					1						
Henry Sheely	1		1								1					1		1									
	15	14	9	11	12	10	3	4			1			18	10	6	13	16	4	4	4		1				

Seriven County 34 District

In B. Dorsaux by the Marshal of the District (or Territory) of Georgia 621

SLAVES. Males. Under ten years of age.	Of ten and under twenty-four.	Of twenty-four and under thirty-six.	Of thirty-six and under fifty-five.	Of fifty-five and under one hundred.	Of one hundred and upwards.	Females. Under ten years of age.	Of ten and under twenty-four.	Of twenty-four and under thirty-six.	Of thirty-six and under fifty-five.	Of fifty-five and under one hundred.	Of one hundred and upwards.	FREE COLORED PERSONS. Males. Under ten years of age.	Of ten and under twenty-four.	Of twenty-four and under thirty-six.	Of thirty-six and under fifty-five.	Of fifty-five and under one hundred.	Of one hundred and upwards.	Females. Under ten years of age.	Of ten and under twenty-four.	Of twenty-four and under thirty-six.	Of thirty-six and under fifty-five.	Of fifty-five and under one hundred.	Of one hundred and upwards.	TOTAL.	WHITE PERSONS included in the foregoing. Who are Deaf and Dumb, under fourteen years of age.	Who are Deaf and Dumb, of the age of fourteen and under twenty-five.	Who are Deaf and Dumb, of twenty-five and upwards.	Who are blind.	ALIENS—Foreigners not naturalized.	SLAVES AND COLORED PERSONS, included in foregoing. Who are Deaf and Dumb, under fourteen years of age.	Who are Deaf and Dumb, of the age of fourteen and under twenty-five.	Who are Deaf and Dumb, of the age of fourteen and under twenty-five.	Who are blind.
under 10	10 to 24	24 to 36	36 to 55	55 to 100	100, &c.	under 10	10 to 24	24 to 36	36 to 55	55 to 100	100, &c.	under 10	10 to 24	24 to 36	36 to 55	55 to 100	100, &c.	under 10	10 to 24	24 to 36	36 to 55	55 to 100	100, &c.		under 14	14 to 25	25, &c.			under 14	14 to 25	25, &c.	
							1																	7									
																								5									
	2						1	1																11									
1	1	1				3		1																12									
																								7									
2	1					2		1																12									
																								7									
						1		1																8									
						2	1																	8									
9	6	5	2			9	4	4																44									
																								8									
																								3									
																								10									
																								11									
																								4									
																								5									
4	2					2	2	1																18									
2						2		1																5									
1	2		1			1	2	1	2															15									
3	2	2				3	1	1	1															19									
1	1		2			2	2		1															13									
2	1		1			3	1	1																18									
																								7									
2	2	3				1	2	1	1															17									
																								3									
1						1	1																	7									
																								5									
28	20	11	6			32	18	14	5															289									

14

(No. 2.)

312

SCHEDULE of the whole number of Persons within the Division allotted to

| Name of County, City, Ward, Town, Township, Parish, Precinct, Hundred, or District. | NAMES of HEADS OF FAMILIES. | FREE WHITE PERSONS, (INCLUDING HEADS OF FAMILIES.) | | |

Fr. B. Dorsey ... [illegible] District (or County) of ... 625

WHITE. MALES.						WHITE. FEMALES.						FREE COLORED PERSONS. MALES.						FREE COLORED PERSONS. FEMALES.						TOTAL.	WHITE PERSONS included in this Enumeration	SLAVES AND COLORED PERSONS not included in Enumeration
Under 10 years of age	Of 10 and under 24	Of 24 and under 36	Of 36 and under 55	Of 55 and under 100	Of 100 and upwards	Under 10 years of age	Of 10 and under 24	Of 24 and under 36	Of 36 and under 55	Of 55 and under 100	Of 100 and upwards	Under 10 years of age	Of 10 and under 24	Of 24 and under 36	Of 36 and under 55	Of 55 and under 100	Of 100 and upwards	Under 10 years of age	Of 10 and under 24	Of 24 and under 36	Of 36 and under 55	Of 55 and under 100	Of 100 and upwards			
1	1					2	1	1	1															9		
																								11		
1		1	1			1	2	1	1															19		
2						1	1																	7		
		1				1	2																	12		
2		1				2		1																8		
7		2	1			4	1	2																24		
																								7		
13	1	5	2			11	7	5	2															97		
15	9	2	4			9	10	7	2	1														230		
23	22	10	4	4		18	16	8	9															282		
28	20	11	6			32	18	14	5															289		

313

SCHEDULE of the whole number of Persons within the Division allotted to

FREE WHITE PERSONS, (INCLUDING HEADS OF FAMILIES.)

Name of County, City, Ward, Town, Township, Parish, Province, Hundred, or District.	NAMES OF HEADS OF FAMILIES.	MALES. Under five years of age	Of five and under ten	Of ten and under fifteen	Of fifteen and under twenty	Of twenty and under thirty	Of thirty and under forty	Of forty and under fifty	Of fifty and under sixty	Of sixty and under seventy	Of seventy and under eighty	Of eighty and under ninety	Of ninety and under one hundred	Of one hundred and upwards	FEMALES. Under five years of age	Of five and under ten	Of ten and under fifteen	Of fifteen and under twenty	Of twenty and under thirty	Of thirty and under forty	Of forty and under fifty	Of fifty and under sixty	Of sixty and under seventy	Of seventy and under eighty	Of eighty and under ninety	Of ninety and under one hundred
		under 5	5 to 10	10 to 15	15 to 20	20 to 30	30 to 40	40 to 50	50 to 60	60 to 70	70 to 80	80 to 90	90 to 100	100, &c.	under 5	5 to 10	10 to 15	15 to 20	20 to 30	30 to 40	40 to 50	50 to 60	60 to 70	70 to 80	80 to 90	90 to 100
Screven County 37 District	Ferebe Freeman			1	1												1	2				1				
	Solomon Bryant			1			1										1	1	1							
	Rachel McQueen			1	1												1			1						
	William Bryant					1									1				1							
	William Brannam			1		1												2	1			1				
	William Burnes		1		1		1									2	1			1				1		
	Alexander Herrington				1	1												1								
	Zacheria Long						1								1	1				1						
	Thomas Pengree			1	1				1							2	2	1	2		1					
	John Kettles	1				1													1							
	Robert McWilliamson Jr.				1	1		1											1		1					
	Richard Miller				1		1	1									1		1		1					
	Sarah Conyers																			1				1		
	Hope Brannam			1			1												1							
	Elizabeth Brannam			1																	1					
	Sylvester Murphey						1		1						1			1		1						
	Elizabeth Hitchcock	1			2													1		1						
	John Conyers			1	1							1						1								
	Joseph Lawton		1		1							1			1		1	2			1					
	Richard Rieves					1									1				1							
	William Greene	1					1									1	1		1			2	1			
	Benjamin Greene					1																				
	Thomas Smilie	1				1									2				1							
	Thomas Greene	1	2				1								1	1	2			2						
	Mr. Roundtree			1		2	1											1				1				
	John Sweman		2				2				1							2								
	John Sowell	2	1					1								1			1							
		7	7	9	11	10	11	8	2		1	2			8	8	11	15	13	8	5	5	1	2		

[illegible] District (or Territory) of Georgia 625 313

Slaves: Males: Under ten years of age	Of ten and under twenty-four	Of twenty-four and under thirty-six	Of thirty-six and under fifty-five	Of fifty-five and under one hundred	Of one hundred and upwards	Slaves: Females: Under ten years of age	Of ten and under twenty-four	Of twenty-four and under thirty-six	Of thirty-six and under fifty-five	Of fifty-five and under one hundred	Of one hundred and upwards	Free colored persons: Males: Under ten years of age	Of ten and under twenty-four	Of twenty-four and under thirty-six	Of thirty-six and under fifty-five	Of fifty-five and under one hundred	Of one hundred and upwards	Free colored persons: Females: Under ten years of age	Of ten and under twenty-four	Of twenty-four and under thirty-six	Of thirty-six and under fifty-five	Of fifty-five and under one hundred	Of one hundred and upwards	Total
under 10	10 to 24	24 to 36	36 to 55	55 to 100	100, &c.	under 10	10 to 24	24 to 36	36 to 55	55 to 100	100, &c.	under 10	10 to 24	24 to 36	36 to 55	55 to 100	100, &c.	under 10	10 to 24	24 to 36	36 to 55	55 to 100	100, &c.	
																								6
2	1	3					2	1	2															25
		1							1															6
																								3
		1				2	1	1		1														12
																								8
1	1																							5
1	3							1																9
																								11
1	2	1	1					2	1															11
4	2	7	1			5	6	2	1	1														34
2	4	4	1			3	3	2	1															26
5						4	3	1																15
		1					1	1																6
						2		1																5
11	7		10			10	10		5	4														62
																								5
2	1	1	1			3	4	1																17
5	6	1	2			7	2	1	2															34
3	1	1	1			1	1	1																12
2	1	1	2			3	2		2															22
1	1	1				1		1																6
																								5
2	5	6	3			2	3	1	1															33
								1																7
							2																	9
																								6
43	35	29	22			43	40	18	16	6														391

(No. 6.)

314

SCHEDULE of the whole number of Persons within the several Districts

Name of County, City, Ward, Town, Township, Parish, Precinct, Hundred, or District.	NAMES of HEADS OF FAMILIES.	FREE WHITE PERSONS, (INCLUDING HEADS OF FAMILIES.)																														
		MALES.													FEMALES.																	
		Under five years of age.	Of five and under ten.	Of ten and under fifteen.	Of fifteen and under twenty.	Of twenty and under thirty.	Of thirty and under forty.	Of forty and under fifty.	Of fifty and under sixty.	Of sixty and under seventy.	Of seventy and under eighty.	Of eighty and under ninety.	Of ninety and under one hundred.	Of one hundred and upward.	Under five years of age.	Of five and under ten.	Of ten and under fifteen.	Of fifteen and under twenty.	Of twenty and under thirty.	Of thirty and under forty.	Of forty and under fifty.	Of fifty and under sixty.	Of sixty and under seventy.	Of seventy and under eighty.	Of eighty and under ninety.	Of ninety and under one hundred.	Of one hundred and upward.					
		under 5	5 to 10	10 to 15	15 to 20	20 to 30	30 to 40	40 to 50	50 to 60	60 to 70	70 to 80	80 to 90	90 to 100	100, &c.	under 5	5 to 10	10 to 15	15 to 20	20 to 30	30 to 40	40 to 50	50 to 60	60 to 70	70 to 80	80 to 90	90 to 100	100, &c.					
	Robert M. Williamson	1		3	2		1			1							1	1			1											
	John Meades	2	1	1				1							1	1	1			1												
	James Gamble	1					1																									
	Thomas Nicholson																															
		2	1	4	2		2	1		1					1	1	2	1		1	1											
		7	7	9	11	10	11	3	2		1	2			8	8	11	15	13	8	5	5	1	2							
Scriven County, 37th District																																
		9	8	13	13	10	13	4	2	1	1	2			9	9	13	16	13	9	6	5	1	2								

STEAM POWER PRESS.

B. Devaux [illegible] the [illegible] of the [illegible] District (or Territory) of Georgia

Slaves: Males: Under ten years of age	Of ten and under twenty-four	Of twenty-four and under thirty-six	Of thirty-six and under fifty-five	Of fifty-five and under one hundred	Of one hundred and upwards	Slaves: Females: Under ten years of age	Of ten and under twenty-four	Of twenty-four and under thirty-six	Of thirty-six and under fifty-five	Of fifty-five and under one hundred	Of one hundred and upwards	Free Colored Persons: Males: Under ten years of age	Of ten and under twenty-four	Of twenty-four and under thirty-six	Of thirty-six and under fifty-five	Of fifty-five and under one hundred	Of one hundred and upwards	Free Colored Persons: Females: Under ten years of age	Of ten and under twenty-four	Of twenty-four and under thirty-six	Of thirty-six and under fifty-five	Of fifty-five and under one hundred	Of one hundred and upwards	Total	White persons included in the foregoing: Whereas Deaf and Dumb, under fourteen years of age	Whereas Deaf and Dumb, of the age of fourteen and under twenty-five	Whereas Deaf and Dumb, of the age of twenty-five and upwards	Whereas Blind	Whereas Deaf and Dumb, of the age of fourteen and under twenty-five	Whereas Deaf and Dumb, of the age of fourteen and under twenty-five	Whereas Deaf and Dumb, of the age of twenty-five and upwards	Whereas Blind
	10 to 24	24 to 36	36 to 55	55 to 100	100, &c.	under 10	10 to 24	24 to 36	36 to 55	55 to 100	100, &c.	under 10	10 to 24	24 to 36	36 to 55	55 to 100	100, &c.	under 10	10 to 24	24 to 36	36 to 55	55 to 100	100, &c.		under 14	14 to 25	25, &c.						
1	6	3	2	1		2	4	4	1															43									
																								9									
							2					3	1					3	1		1			12									
1			1			2	2	1				3			1			3		2	1	1		18									
1	6	3	3	1		4	8	5	1			6	1		1			6	1	2	2	1		82									
3	35	29	22			43	40	18	16	6														391									
	41	32	25	2		47	48	23	17	6		6	1		1	2		6	2	2	2	1		478									

6

(No. 6.)

315

SCHEDULE of the whole number of Persons within the Division allotted to

FREE WHITE PERSONS, (INCLUDING HEADS OF FAMILIES.)

Name of County, City, Ward, Town, Township, Parish, Precinct, Hundred, or District.	NAMES of HEADS OF FAMILIES.	MALES. Under five years of age.	Of five and under ten.	Of ten and under fifteen.	Of fifteen and under twenty.	Of twenty and under thirty.	Of thirty and under forty.	Of forty and under fifty.	Of fifty and under sixty.	Of sixty and under seventy.	Of seventy and under eighty.	Of eighty and under ninety.	Of ninety and under one hundred.	Of one hundred and upwards.	FEMALES. Under five years of age.	Of five and under ten.	Of ten and under fifteen.	Of fifteen and under twenty.	Of twenty and under thirty.	Of thirty and under forty.	Of forty and under fifty.	Of fifty and under sixty.	Of sixty and under seventy.	Of seventy and under eighty.	Of eighty and under ninety.	Of ninety and under one hundred.
		under 5	5 to 10	10 to 15	15 to 20	20 to 30	30 to 40	40 to 50	50 to 60	60 to 70	70 to 80	80 to 90	90 to 100	100, &c.	under 5	5 to 10	10 to 15	15 to 20	20 to 30	30 to 40	40 to 50	50 to 60	60 to 70	70 to 80	80 to 90	90 to 100
Scriven County 260 District	Augustus S Jones		1			4		1		1					1		4			1						
	Peyton L Wade				1		2														1					
	Bryant Odum	2						1							1			1	1							
	Charity Gill														1		1									
	Abigal McClelan			1			1														1					
	William Freeman						1								1				1							
	John McClelan				1													1								
	William Roberts								1						1				1		1					
	Benjamin Ferrel			1					1						1	1	1	1								
	Benjamin Williamson	1				1	1								1	1				1						
	Jacob Oliver		3	2		1	1									1				1						
	John M Roberts	4	2	1		2										2			1	1						
	Michael Doolin	1				1									1				1							
	Henry Bufort	2		1			1								2					1						
	Benjamin Roberts	2				1													1							
	Emily Roberts														2								1			
	Elijah Roberts	1	2				1								1				1							
	John Bufort	1	1		2		1				1								1							
	Samuel Carlton			1					1							1				1						
	Ruth Rooks				2											1		2		1			1			
	Jesse Mixon	1		1		1												1								
	Richard Herrington		4	3	2						1						2				1	1				
	Elizabeth Nobles																	1	1	1						
	Noah Freeman				1	1									2											
	Elisha Wade	1					1	1							1	1		3		2						
	Rachel Andres				1											1					1					
	James Bolton	1				1			1						1	1	2	1		1						
		17	13	11	10	13	10	3	4	1	2				17	10	18	11	9	11	5	1	2			

...B. Division ... Number of the Enumeration District (or Territory) of Georgia

SLAVES. MALES. Of 10 and under 24	Of 24 and under 36	Of 36 and under 55	Of 55 and upwards	Of one hundred and upwards.	SLAVES. FEMALES. Under ten years of age	Of ten and under 24	Of 24 and under 36	Of 36 and under 55	Of 55 and upwards	Of one hundred and upwards.	FREE COLORED PERSONS. MALES. Under ten years of age	Of ten and under 24	Of 24 and under 36	Of 36 and under 55	Of 55 and upwards	Of one hundred and upwards.	FREE COLORED PERSONS. FEMALES. Under ten years of age	Of ten and under 24	Of 24 and under 36	Of 36 and under 55	Of 55 and upwards	Of one hundred and upwards.	TOTAL.	WHITE PERSONS included in the foregoing. Under 14	14 to 25	26, &c.	WHITE PERSONS included in the foregoing.	SLAVES AND COLORED PERSONS included in foregoing. Under 14	14 to 25	26, &c.
6	15	16	5		15	6	13	4	2														109							
14	8	10			18	12	10	8															104							
																							6							
																							2							
		1						1															5							
																							3							
																							2							
							1																5							
2	1					1	1	1															16							
2		1				1		1															13							
2	1				2	1	3																21							
	1				2		1																17							
						1	1																6							
2					1	3	1																17							
	1				2	1	1																11							
4	1	1			4	2	2		1														24							
	3				1	3	1	1															16							
2	3	1			2	1	1	1															20							
3			1		1	1	1	1	1														19							
																							7							
																							4							
5	10	2	2		11	10	9		4														79							
						1																	4							
2					1		1	1															10							
																							10							
																							9							
																							9							
40	44	32	8		60	44	49	19	8														552							

(No. 6.)

316

SCHEDULE of the whole number of Persons within the Division allotted to

Name of County, City, Ward, Town, Township, Parish, Precinct, Hundred, or District.	NAMES OF HEADS OF FAMILIES.	FREE WHITE PERSONS, (INCLUDING HEADS OF FAMILIES.) MALES. Under five years of age.	Of five and under ten.	Of ten and under fifteen.	Of fifteen and under twenty.	Of twenty and under thirty.	Of thirty and under forty.	Of forty and under fifty.	Of fifty and under sixty.	Of sixty and under seventy.	Of seventy and under eighty.	Of eighty and under ninety.	Of ninety and under one hundred.	Of one hundred and upwards.	FEMALES. Under five years of age.	Of five and under ten.	Of ten and under fifteen.	Of fifteen and under twenty.	Of twenty and under thirty.	Of thirty and under forty.	Of forty and under fifty.	Of fifty and under sixty.	Of sixty and under seventy.	Of seventy and under eighty.	Of eighty and under ninety.	Of ninety and under one hundred.
		under 5	5 to 10	10 to 15	15 to 20	20 to 30	30 to 40	40 to 50	50 to 60	60 to 70	70 to 80	80 to 90	90 to 100	100, &c.	under 5	5 to 10	10 to 15	15 to 20	20 to 30	30 to 40	40 to 50	50 to 60	60 to 70	70 to 80	80 to 90	90 to 100
Scriven County 260 District	Elle Swaim														1									1		
	Elijah Wade			1	1		1													1						
	John Olliver	1	1	1				1							1				1							
	William B Mitchiner	1		2			1								1	1	1		1							
	Nelly Mobly				1	1											1	2			1					
	James Roberts					1									1	1		1								
	Mr Groves	2	1	1	1											1	1			1						
	Mr Jobe Herrington	2		1											3	1				1						
	Jacob Bryant	2	1			1	1								2											
	Alfred Roth						1								2	1				1						
	Messech Loper	1		2	2			1							1	1					1			1		
	David Halloway	1	1		1	1									1				1							
	Jeremia Herrington					1																				
	Stephen Herrington			1		1										1			1							
	James Mobley					1										1					1					
		8	4	9	6	7	4	2							12	8	3	3	5	4	3			2		
		17	13	11	10	13	10	3	4	1	2				17	10	10	11	9	11	5	1	2			
		25	17	20	16	20	14	5	4	1	2				29	18	19	14	14	15	8	1	2	2		

DOTT GREEN, PRINTER.

C. B. Dreaux by the Marshal of the District (or Territory) of Georgia 631

SLAVES. Males. Under ten years of age	Of ten and under twenty-four	Of twenty-four and under thirty-six	Of thirty-six and under fifty-five	Of fifty-five and under one hundred	Of one hundred and upwards	Females. Under ten years of age	Of ten and under twenty-four	Of twenty-four and under thirty-six	Of thirty-six and under fifty-five	Of fifty-five and under one hundred	Of one hundred and upwards	FREE COLORED PERSONS. Males. Under ten years of age	Of ten and under twenty-four	Of twenty-four and under thirty-six	Of thirty-six and under fifty-five	Of fifty-five and under one hundred	Of one hundred and upwards	Females. Under ten years of age	Of ten and under twenty-four	Of twenty-four and under thirty-six	Of thirty-six and under fifty-five	Of fifty-five and under one hundred	Of one hundred and upwards	TOTAL	WHITE PERSONS included in the foregoing. Who are Deaf and Dumb, of the age of fourteen and under twenty-five	Who are Deaf and Dumb, of the age of fourteen and under twenty-five	Who are Deaf and Dumb, of the age of fourteen and under twenty-five	Who are Blind	Aliens—Foreigners not taken relief	SLAVES AND COLORED PERSONS, included in foregoing. Who are Deaf and Dumb, of the age of fourteen and under twenty-five	Who are Deaf and Dumb, of the age of fourteen and under twenty-five	Who are Blind	Who are Blind
under 10	10 to 24	24 to 36	36 to 55	55 to 100	100, &c.	under 10	10 to 24	24 to 36	36 to 55	55 to 100	100, &c.	under 10	10 to 24	24 to 36	36 to 55	55 to 100	100, &c.	under 10	10 to 24	24 to 36	36 to 55	55 to 100	100, &c.		under 14	14 to 25	25, &c.			under 14	14 to 25	25, &c.	
						1		1																4									
		1	1																					6									
							1		1															8									
2	2					2	2	1	1															18 19					1				
	2					1	1	1																11									
			1																					5									
																								8									
																								8									
3	3	1	1				1		2															17									
	1		1			1																		7									
																								9									
		1					1		1															9									
2	1	1					1																	6									
1		2					1																	8									
													1	1										5									
8	9	6	4			4	8 9	3 4	5				1	1										129 130	12 9								
72	48	44	32	8		60	44	47	19	9														542									
57	60	36	8			64	~~52~~ 52.50	~~51~~	24	8			1	1										~~672~~ 671					1				

P. 1

(Sect. 4.)

317

SCHEDULE of the whole number of Persons within the Division allotted to

Seven County 30 District

Name of County, City, Ward, Town, Township, Parish, Precinct, Hundred, or District.	NAMES of HEADS OF FAMILIES.	FREE WHITE PERSONS, (INCLUDING HEADS OF FAMILIES.) MALES.													FEMALES.										
		Under five years of age.	Of five and under ten.	Of ten and under fifteen.	Of fifteen and under twenty.	Of twenty and under thirty.	Of thirty and under forty.	Of forty and under fifty.	Of fifty and under sixty.	Of sixty and under seventy.	Of seventy and under eighty.	Of eighty and under ninety.	Of ninety and under one hundred.	Of one hundred and upwards.	Under five years of age.	Of five and under ten.	Of ten and under fifteen.	Of fifteen and under twenty.	Of twenty and under thirty.	Of thirty and under forty.	Of forty and under fifty.	Of fifty and under sixty.	Of sixty and under seventy.	Of seventy and under eighty.	Of eighty and under ninety.	Of ninety and under one hundred.
		under 5	5 to 10	10 to 15	15 to 20	20 to 30	30 to 40	40 to 50	50 to 60	60 to 70	70 to 80	80 to 90	90 to 100	100, &c.	under 5	5 to 10	10 to 15	15 to 20	20 to 30	30 to 40	40 to 50	50 to 60	60 to 70	70 to 80	80 to 90	90 to 100
	Josia Scott						1	1	1												1				
	Estate Telfare					1																			
	Lodevic Andres		1			1												1							
	William Allen				2																				
	Jacob Freeman	1	1	1			1								2	1	1			1					
	James Platt	1				1									1	1		2							
	Robert W Lovell		1	2		2	1									1				1					
	James Lewis	2				1													1						
	Jacob Lewis				1	1			1							1	2				1				
	William W Mixon					1												1							
	George Pollock	1	1		2		1								2	1				1					
	Marcullea Pollock			1		1												2							
	Thomas Oliver	1	1	1		1									1					1					
	William Oliver	1	1		1	2	1									1	1			1					
	James H Mobley					2														1					
	Elizabeth Kelly														1	1		2		1					
	Elizabeth Beldam																1				1				
	William Thompson	1						1												1					
	Nathaniel Wade						1										1								
	Charles Mulgredge					1										1		1							
	John M: Wade								1									1	1		1				
	Elizabeth Arnel	1	1	2																1					
	John Smith	1	1		1		2										1				1				
	James W Bowie	1					1								1					1					
	William Campbell					1									1			1							
	Stephen Bates				1			1									1			1					
	Garrett Freeman	1		1		1									3			1							
		12	8	8	8	17	9	3	3						12	8	8	11	6	8	3	2			

BEN. OLIVER, PRINTER.

E. B. Dorsey. By the Marshal of the [illegible] District (or Territory) of Georgia. 633

317

SLAVES.												FREE COLORED PERSONS.												TOTAL.	WHITE PERSONS included in the foregoing.					SLAVES AND COLORED PERSONS, included in foregoing.				
MALES.						FEMALES.						MALES.						FEMALES.														
Under ten years of age.	Of ten and under twenty-four.	Of twenty-four and under thirty-six.	Of thirty-six and under fifty-five.	Of fifty-five and under one hundred.	Of one hundred and upwards.	Under ten years of age.	Of ten and under twenty-four.	Of twenty-four and under thirty-six.	Of thirty-six and under fifty-five.	Of fifty-five and under one hundred.	Of one hundred and upwards.	Under ten years of age.	Of ten and under twenty-four.	Of twenty-four and under thirty-six.	Of thirty-six and under fifty-five.	Of fifty-five and under one hundred.	Of one hundred and upwards.	Under ten years of age.	Of ten and under twenty-four.	Of twenty-four and under thirty-six.	Of thirty-six and under fifty-five.	Of fifty-five and under one hundred.	Of one hundred and upwards.		White Males.			White Females.					
under 10	10 to 24	24 to 36	36 to 55	55 to 100	100, &c.	under 10	10 to 24	24 to 36	36 to 55	55 to 100	100, &c.	under 10	10 to 24	24 to 36	36 to 55	55 to 100	100, &c.	under 10	10 to 24	24 to 36	36 to 55	55 to 100	100, &c.			Who are Deaf and Dumb, under fourteen years of age.	Who are Deaf and Dumb, of the age of fourteen and under twenty-five.	Who are Deaf and Dumb, of twenty-five and upwards.	ALIENS—Foreigners not naturalized.	Who are Deaf and Dumb, under fourteen years of age.	Who are Deaf and Dumb, of the age of fourteen and under twenty-five.	Who are Deaf and Dumb, of the age of twenty-five and upwards.	Who are blind.
																									under 14	14 to 25	25, &c.		under 14	14 to 25	25, &c.	
1	12	10	10			17	17	10	10															108								
	6	9	4			15		12	10															57								
																								3								
		2							1															5								
		1						1																11								
	1							1																8								
1	3	1	3			3	2		1															22								
																								4								
																								7								
1						2	1																	6								
		9	5				4	4																31								
	2		1				2	1																10								
3	1	2	1			1	1	3	1															19								
3	2	1	2			5	2	2	2															28								
3			1			3	1	1																12								
																								5								
																								2								
1							1																	5								
	6		6	1		3	3	2	1															24								
						2			1															6								
3	5	4	3			4	2	2																27								
						1		1																7								
3	2		2	1		2	2	1	1															21								
1	1	2				6		2	1															17								
	1		1				1																	6								
																								4								
	1								1															9								
43	49	39	2			64	39	43	30															464								

20

(Nº 4.)

318

SCHEDULE of the whole number of Persons within the Division allotted to

Name of County, City, Ward, Town, Township, Parish, Precinct, Hundred, or District.

NAMES

OF

HEADS OF FAMILIES.

FREE WHITE PERSONS, (INCLUDING HEADS OF FAMILIES.)

MALES.

Under five years of age.	Of five and under ten.	Of ten and under fifteen.	Of fifteen and under twenty.	Of twenty and under thirty.	Of thirty and under forty.	Of forty and under fifty.	Of fifty and under sixty.	Of sixty and under seventy.	Of seventy and under eighty.	Of eighty and under ninety.	Of ninety and under one hundred.	Of one hundred and upwards.
under 5	5 to 10	10 to 15	15 to 20	20 to 30	30 to 40	40 to 50	50 to 60	60 to 70	70 to 80	80 to 90	90 to 100	100, &c.

FEMALES.

Under five years of age.	Of five and under ten.	Of ten and under fifteen.	Of fifteen and under twenty.	Of twenty and under thirty.	Of thirty and under forty.	Of forty and under fifty.	Of fifty and under sixty.	Of sixty and under seventy.	Of seventy and under eighty.	Of eighty and under ninety.	Of ninety and under one hundred.	Of eighty and under one hundred.
under 5	5 to 10	10 to 15	15 to 20	20 to 30	30 to 40	40 to 50	50 to 60	60 to 70	70 to 80	80 to 90	90 to 100	&c.

James H. Wade	3	2			1										1			2						
Alfred Grantham	1				1													1						
George R. Patterson						1								3	1			1						
	4	2			2	1								3	2			4						
	12	8	8	8	17	9	3	3						12	8	8	11	6	8	3	2			
	16	10	8	8	19	10	3	3						15	10	8	11	10	8	3	2			

James County 38 District

BOYD GREEN, PRINTER.

In the Clerk's Office of the District (or Territory) of Georgia

635

318

SLAVES.														FREE COLORED PERSONS.												TOTAL.	WHITE PERSONS included in the foregoing.					SLAVES AND COLORED PERSONS, included in foregoing.			
MALES.						FEMALES.						MALES.						FEMALES.															
Under ten years of age.	Of ten and under twenty-four.	Of twenty-four and under thirty-six.	Of thirty-six and under fifty-five.	Of fifty-five and under one hundred.	Of one hundred and upwards.

(No. 4.)

319

SCHEDULE of the whole number of Persons within the Division allotted to

Name of County, City, Ward, Town, Township, Parish, Precinct, Hundred, or District.	NAMES OF HEADS OF FAMILIES.	FREE WHITE PERSONS, (INCLUDING HEADS OF FAMILIES.) MALES. Under five years of age.	Of five and under ten.	Of ten and under fifteen.	Of fifteen and under twenty.	Of twenty and under thirty.	Of thirty and under forty.	Of forty and under fifty.	Of fifty and under sixty.	Of sixty and under seventy.	Of seventy and under eighty.	Of eighty and under ninety.	Of ninety and under one hundred.	Of one hundred and upwards.	FEMALES. Under five years of age.	Of five and under ten.	Of ten and under fifteen.	Of fifteen and under twenty.	Of twenty and under thirty.	Of thirty and under forty.	Of forty and under fifty.	Of fifty and under sixty.	Of sixty and under seventy.	Of seventy and under eighty.	Of eighty and under ninety.	Of ninety and under one hundred.
		under 5	5 to 10	10 to 15	15 to 20	20 to 30	30 to 40	40 to 50	50 to 60	60 to 70	70 to 80	80 to 90	90 to 100	100, &c.	under 5	5 to 10	10 to 15	15 to 20	20 to 30	30 to 40	40 to 50	50 to 60	60 to 70	70 to 80	80 to 90	90 to 100
259	District	27	38	14	19	26	15	13	2	5	1	.	.	.	48	23	20	20	24	13	10	7	5	1	1	.
35	District	34	28	27	13	26	15	15	4	.	4	.	.	.	33	26	20	16	28	13	8	1	3	1	.	.
80	District	22	28	23	25	20	9	11	11	4	2	.	.	.	27	17	17	18	23	9	13	5	.	2	1	.
36	District	39	23	31	24	35	23	11	4	3	1	1	.	.	25	26	17	28	36	16	11	7	1	3	.	.
34	District	53	45	32	36	35	26	12	13	3	3	2	.	.	61	43	35	46	43	20	18	15	2	2	.	.
37	District	9	8	13	13	1[illegible]	13	4	2	1	1	2	.	.	9	9	13	16	13	9	6	5	1	2	.	.
260	District	25	17	20	15	20	14	5	4	1	2	.	.	.	29	18	13	14	14	15	8	1	2	2	.	.
38	District	16	10	8	8	19	10	3	3	.	.	.	.	.	15	10	8	11	10	8	3	2	.	.	.	.
		225	197	168	154	191	124	74	43	17	14	5			247	172	143	169	191	103	77	43	14	13	2	

DUFF GREEN, PRINTER.

by the Marshal of the District (or Territory) of

SLAVES. MALES. Under ten years of age	Of ten and under twenty-four	Of twenty-four and under thirty-six	Of thirty-six and under fifty-five	Of fifty-five and under one hundred	Of one hundred and upwards.	SLAVES. FEMALES. Under ten years of age	Of ten and under twenty-four	Of twenty-four and under thirty-six	Of thirty-six and under fifty-five	Of fifty-five and under one hundred	Of one hundred and upwards.	FREE COLORED PERSONS. MALES. Under ten years of age	Of ten and under twenty-four	Of twenty-four and under thirty-six	Of thirty-six and under fifty-five	Of fifty-five and under one hundred	Of one hundred and upwards.	FREE COLORED PERSONS. FEMALES. Under ten years of age	Of ten and under twenty-four	Of twenty-four and under thirty-six	Of thirty-six and under fifty-five	Of fifty-five and under one hundred	Of one hundred and upwards.	TOTAL.	WHITE persons included in the foregoing. Who are Deaf and Dumb, under fourteen years of age.	Who are Deaf and Dumb, of the age of fourteen and under twenty-five	Who are Deaf and Dumb, twenty-five and upwards	Who are blind.	ALIENS—Foreigners not naturalized	SLAVES AND COLORED PERSONS, included in foregoing. Who are Deaf and Dumb, under fourteen years of age.	Who are Deaf and Dumb, of the age of fourteen and under twenty-five	Who are Deaf and Dumb, of the age of twenty-five and upwards	Who are blind.		
																									under 14	14 to 25	25, &c.			under 14	14 to 25	25, &c.			
51	36	27	16	.	.	59	51	34	17	3	.	.	.	.	.	.	.	.	.	.	.	.	.	.										Population	627
26	32	11	6	3	.	30	20	11	11	2	.	.	.	.	.	.	.	.	.	.	.	.	.	.				3	3					Population	457
49	31	14	14	2	.	49	36	18	13	.	.	.	.	.	.	.	.	.	.	.	.	.	.	.										Population	512
29	34	31	34	1	.	46	32	23	17	4	1	.	.	.	.	.	.	+ 1	.	.	.	.	.	.										Population	619
79	52	28	16	4	.	70	51	34	18	1	.	.	.	.	.	.	.	.	.	.	.	.	.	.										Population	898
54	41	32	25	1	.	47	48	23	17	6	.	6	1	.	1	.	.	6	1	2	2	1	.	.										Population	473
80	57	50	36	0	.	64	32. 30 59	51	24	0	.	.	1	1	.	.	.	.	.	.	.	.	.	.					1					Population	671
34	47	50	42	2	.	66	43	49	32	1	.	.	.	.	.	.	.	.	.	.	.	.	.	.										Population	510
402	330	243	189	21		431	333. 242	243	149	25	1	6	+ 2	1	1			6	1/2	23	2	1		4776			3	4							4776.6

amt. Correct

(No. 5.)

320

SCHEDULE of the whole number of Persons within the Division allotted to

| Name of County, City, Ward, Town, Township, Parish, Precinct, Hundred, or District. | NAMES of HEADS OF FAMILIES. | FREE WHITE PERSONS, (INCLUDING HEADS OF FAMILIES.) | | |

District (or Territory) of [redacted]

| | | |

321

SCHEDULE of the whole number of Persons within the Division allotted to

Name of County, City, Ward, Town, Township, Parish, Precinct, Hundred, or District.	NAMES of HEADS OF FAMILIES.	FREE WHITE PERSONS, (INCLUDING HEADS OF FAMILIES.)												
		MALES.												
		Under five years of age.	Of five and under ten.	Of ten and under fifteen.	Of fifteen and under twenty.	Of twenty and under thirty.	Of thirty and under forty.	Of forty and under fifty.	Of fifty and under sixty.	Of sixty and under seventy.	Of seventy and under eighty.	Of eighty and under ninety.	Of ninety and under one hundred.	Of one hundred and upwards.
		under 5	5 to 10	10 to 15	15 to 20	20 to 30	30 to 40	40 to 50	50 to 60	60 to 70	70 to 80	80 to 90	90 to 100	100, &c.

Name of County, City, Ward, Town, Township, Parish, Precinct, Hundred, or District.	NAMES of HEADS OF FAMILIES.	FREE WHITE PERSONS, (INCLUDING HEADS OF FAMILIES.)												
		FEMALES.												
		Under five years of age.	Of five and under ten.	Of ten and under fifteen.	Of fifteen and under twenty.	Of twenty and under thirty.	Of thirty and under forty.	Of forty and under fifty.	Of fifty and under sixty.	Of sixty and under seventy.	Of seventy and under eighty.	Of eighty and under ninety.	Of ninety and under one hundred.	Of one hundred and upwards.
		under 5	5 to 10	10 to 15	15 to 20	20 to 30	30 to 40	40 to 50	50 to 60	60 to 70	70 to 80	80 to 90	90 to 100	100, &c.

MALES.					FEMALES.						FREE COLORED PERSONS. MALES.						FEMALES.						TOTAL.
Of ten and under twenty-four	Of twenty-four and under thirty-six	Of thirty-six and under fifty-five	Of fifty-five and under one hundred	Of one hundred and upwards	Under ten years of age	Of ten and under twenty-four	Of twenty-four and under thirty-six	Of thirty-six and under fifty-five	Of fifty-five and under one hundred	Of one hundred and upwards	Under ten years of age	Of ten and under twenty-four	Of twenty-four and under thirty-six	Of thirty-six and under fifty-five	Of fifty-five and under one hundred	Of one hundred and upwards	Under ten years of age	Of ten and under twenty-four	Of twenty-four and under thirty-six	Of thirty-six and under fifty-five	Of fifty-five and under one hundred	Of one hundred and upwards	
10 to 24	24 to 36	36 to 55	55 to 100	100, &c.	under 10	10 to 24	24 to 36	36 to 55	55 to 100	100, &c.	under 10	10 to 24	24 to 36	36 to 55	55 to 100	100, &c.	under 10	10 to 24	24 to 36	36 to 55	55 to 100	100, &c.	

Talbot County

Pr. Schedule. 5940

Sheets 31 Recap. 2

Examined and found Correct

[signature]

322

SCHEDULE of the whole number of Persons within the Division allotted to Thomas

Name of County, City, Ward, Town, Township, Parish, Precinct, Hundred, or District.	NAMES OF HEADS OF FAMILIES.	FREE WHITE PERSONS, (INCLUDING HEADS OF FAMILIES.) — MALES													FEMALES										
		Under five years of age.	Of five and under ten.	Of ten and under fifteen.	Of fifteen and under twenty.	Of twenty and under thirty.	Of thirty and under forty.	Of forty and under fifty.	Of fifty and under sixty.	Of sixty and under seventy.	Of seventy and under eighty.	Of eighty and under ninety.	Of ninety and under one hundred.	Of one hundred and upwards.	Under five years of age.	Of five and under ten.	Of ten and under fifteen.	Of fifteen and under twenty.	Of twenty and under thirty.	Of thirty and under forty.	Of forty and under fifty.	Of fifty and under sixty.	Of sixty and under seventy.	Of seventy and under eighty.	Of eighty and under ninety.	Of ninety and under one hundred.
		under 5	5 to 10	10 to 15	15 to 20	20 to 30	30 to 40	40 to 50	50 to 60	60 to 70	70 to 80	80 to 90	90 to 100	100, &c.	under 5	5 to 10	10 to 15	15 to 20	20 to 30	30 to 40	40 to 50	50 to 60	60 to 70	70 to 80	80 to 90	90 to 100
Hancock	James Ellison	1				1		1										1		1					
"	Zachariah White	1					1								1	1	1			1					
"	William Harrall		1	2			1								2	1	1			1					
"	Archibald Kellum	2		2			1								1	1	1			1					
"	John R. Russell		2				1								3					1					
"	John A Ellison					1													1						
"	Walton Pierce	2				1													1						
"	Richard A Lloyd						1										2	1		1					
"	John Smith	1	1				1								1		1		1						
"	John Walrath		1		1		1									1			1						
"	John Floyd					1												1							
"	John Bransford			2		1		1		1					2		2			1		1			
"	John Pulger	2	1				1								1	1				1					
"	Danl Blankenship	2					1									2			1						
"	William Donelson	2				1									1	1			1						
"	John A Jenkins					1																			
"	Wesley A Anderson	1	2				1								1				1						
"	Seaborn Golding	1				1	1									1	1		1						
"	Jesse Cortee	1				1									2		1		1						
"	James Cassaway	1	2	1	1		1								1				1						
"	Charles F Downe	1				1													1						
"	Wainright L Stewart					1									1				1						
"	James P Portis	2	2		1	1	1												2						
"	Sam[l] R. Cecil					1									1				1	1				1	
"	Harrison Thomas			1	0	1		1									1		1		1				
"	Willis Hughes	1	1			1									1				1						
"	William Wells					1									2				1						
		21	13	8	3	16	13	3		1					21	9	11	3	18	9	1		1		1

McDowell by the Marshal of the [illegible] District (or Territory) of Georgia 173

SLAVES. Males. Under ten years of age.	Of ten and under twenty-four.	Of twenty-four and under thirty-six.	Of thirty-six and under fifty-five.	Of fifty-five and under one hundred.	Of one hundred and upwards.	Females. Under ten years of age.	Of ten and under twenty-four.	Of twenty-four and under thirty-six.	Of thirty-six and under fifty-five.	Of fifty-five and under one hundred.	Of one hundred and upwards.	FREE COLORED PERSONS. Males. Under ten years of age.	Of ten and under twenty-four.	Of twenty-four and under thirty-six.	Of thirty-six and under fifty-five.	Of fifty-five and under one hundred.	Of one hundred and upwards.	Females. Under ten years of age.	Of ten and under twenty-four.	Of twenty-four and under thirty-six.	Of thirty-six and under fifty-five.	Of fifty-five and under one hundred.	Of one hundred and upwards.	TOTAL.	WHITE PERSONS included in the foregoing. Who are Deaf and Dumb, under fourteen years of age.	Who are Deaf and Dumb, of the age of fourteen and under twenty-five.	Who are Deaf and Dumb, of twenty-five and upwards.	Who are blind.	ALIENS—Foreigners not naturalized.	SLAVES AND COLORED PERSONS, included in foregoing. Who are Deaf and Dumb, under fourteen years of age.	Who are Deaf and Dumb, of the age of twenty-five and upwards.	Who are blind.
under 10	10 to 24	24 to 36	36 to 55	55 to 100	100, &c.	under 10	10 to 24	24 to 36	36 to 55	55 to 100	100, &c.	under 10	10 to 24	24 to 36	36 to 55	55 to 100	100, &c.	under 10	10 to 24	24 to 36	36 to 55	55 to 100	100, &c.		under 14	14 to 25	25, &c.			under 14	14 to 25	25, &c.	
6	5	1	1			3	6		3															30									
1	1	4	1			4	1	1	1															20									
		1	1			1	1																	13									
																								9									
4	1	2	1			4	9	3	1															23									
		1						1																4									
																								4									
																								5									
	1																							7									
			1																					6									
																								2									
	1	1				1	1	2	1															18									
							1																	8									
																								6									
																								6									
																								1									
																								6									
			1			1			1															9									
				1																				7									
6	2	1				1	2	2																22									
																								3									
	1																							4									
1	1			2																				13									
1	1	1	1			2	1	2																14									
																								6									
1	3					1	3		1															14									
																								4									
20	17	12	7	3		18	16	11	8															264									

(No. 4.)

323 SCHEDULE of the whole number of Persons within the Division allotted to Thomas

Name of County, City, Ward, Town, Township, Parish, Precinct, Hundred, or District.	NAMES of HEADS OF FAMILIES.	FREE WHITE PERSONS, (INCLUDING HEADS OF FAMILIES.)																										
		MALES.														FEMALES.												
		Under five years of age.	Of five and under ten.	Of ten and under fifteen.	Of fifteen and under twenty.	Of twenty and under thirty.	Of thirty and under forty.	Of forty and under fifty.	Of fifty and under sixty.	Of sixty and under seventy.	Of seventy and under eighty.	Of eighty and under ninety.	Of ninety and under one hundred.	Of one hundred and upwards.		Under five years of age.	Of five and under ten.	Of ten and under fifteen.	Of fifteen and under twenty.	Of twenty and under thirty.	Of thirty and under forty.	Of forty and under fifty.	Of fifty and under sixty.	Of sixty and under seventy.	Of seventy and under eighty.	Of eighty and under ninety.	Of ninety and under one hundred.	Of ninety and upwards.
		under 5	5 to 10	10 to 15	15 to 20	20 to 30	30 to 40	40 to 50	50 to 60	60 to 70	70 to 80	80 to 90	90 to 100	100, &c.		under 5	5 to 10	10 to 15	15 to 20	20 to 30	30 to 40	40 to 50	50 to 60	60 to 70	70 to 80	80 to 90	90 to 100	100, &c.
Valley	Hornets	George Walker					1									2				1		1					1	
"	"	Bud Combs	1		1	1			1								2					1						
"	"	William Floyd					1												1									
"	"	William Brennan						1								2	1			1								
"	"	Sam[l] W. Hearn	1	1				1								1	1			1								
"	"	George Pierce				1	1													1								
"	"	Warren J. Castleberry		1				1								2	1			1								
"	"	Cornelius Blackwood	1					1								1				1								
"	"	Joseph Buchannon					1	1																				
"	"	Hubbard Brown							1									1				1						
"	"	James Blackenship		1	1			1								2		1		1								
"	"	Parker Knowles	2		1			1									1		2			1						
"	"	Jackson Cannon	1		1					1										1		1						
"	"	Simeon Mout	1				1													1								
"	"	John Duncan	1				1									1						1						
"	"	Silas Mout	1	1				1								2						1						
"	"	Robert Duncan				2	2			1							1					1						
"	"	Q. Edm[d] Lanier									1																	
"	"	John Ellison	2	2						1						1						1						
"	"	Henry C. McCoy					1												1									
"	"	Joseph Rackford					1				1								1			1			1			
"	"	A. R. D. Treadwell					1												1									
Young	"	John D. Chambliss	2	1	1	2			1								1					1						
"	"	Darius Burns					1																					
"	"	Davis Prewitt	1				1										1			1								
"	"	Joshua Green	3					1								2				1								
"	"	Sam[l] Hunter	3	2		1		1										1		1								
			20	7	5	7	15	10	3	2	3					16	9	3	6	12	4	7		1				

McDowell by the Marshal of the District (or Territory) of Georgia 645

SLAVES. Males: Under ten years of age	Of ten and under twenty-four	Of twenty-four and under thirty-six	Of thirty-six and under fifty-five	Of fifty-five and under one hundred	Of one hundred and upwards	Females: Under ten years of age	Of ten and under twenty-four	Of twenty-four and under thirty-six	Of thirty-six and under fifty-five	Of fifty-five and under one hundred	Of one hundred and upwards	FREE COLORED PERSONS. Males: Under ten years of age	Of ten and under twenty-four	Of twenty-four and under thirty-six	Of thirty-six and under fifty-five	Of fifty-five and under one hundred	Of one hundred and upwards	Females: Under ten years of age	Of ten and under twenty-four	Of twenty-four and under thirty-six	Of thirty-six and under fifty-five	Of fifty-five and under one hundred	Of one hundred and upwards	TOTAL	WHITE PERSONS included in the foregoing: Who are Deaf and Dumb, under fourteen years of age	Who are Deaf and Dumb, of the age of fourteen and under twenty-five	Who are Deaf and Dumb, of twenty-five and upwards	Who are blind	ALIENS—Foreigners not naturalized	SLAVES AND COLORED PERSONS, included in foregoing: Who are Deaf and Dumb, under fourteen years of age	Who are Deaf and Dumb, of the age of fourteen and under twenty-five	Who are blind	Who are blind, of the age of twenty-five, and upwards
under 10	10 to 24	24 to 36	36 to 55	55 to 100	100, &c.	under 10	10 to 24	24 to 36	36 to 55	55 to 100	100, &c.	under 10	10 to 24	24 to 36	36 to 55	55 to 100	100, &c.	under 10	10 to 24	24 to 36	36 to 55	55 to 100	100, &c.		under 14	14 to 25	25, &c.			under 14	14 to 25	25, &c.	
																								4									
																								7				2					
																								2									
																								5									
																								6									
																								3									
																								6									
																								4									
																								3									
																								3									
																								7									
		1																						9									
																								5									
																								3									
						1																		5									
																								7									
						2		1																12									
																								1									
3	6	2	3			5	4	7	1	1														39									
	1					1	1																	5									
		1											1											7									
																								2									
4	2	1	1			3	0	3	3															26									
																								1									
																								4									
																								7									
	1						1																	11									
7	10	5	4			12	6	12	4	1			1											194				2					

(No. 9.)
324

SCHEDULE of the whole number of Persons within the Division allotted to Thomas

| Name of County, City, Ward, Town, Township, Parish, Precinct, Hundred, or District. | NAMES of HEADS OF FAMILIES. | FREE WHITE PERSONS, (INCLUDING HEADS OF FAMILIES.) | | |

McDowell [illegible] of Persons within the District (or Territory) of Georgia 47

SLAVES. Males: Under 10 years of age	Males: 10 to 24	Males: 24 to 36	Males: 36 to 55	Males: 55 to 100	Males: 100, &c.	Females: Under 10 years of age	Females: 10 to 24	Females: 24 to 36	Females: 36 to 55	Females: 55 to 100	Females: 100, &c.	FREE COLORED PERSONS. Males: Under 10 years of age	Males: 10 to 24	Males: 24 to 36	Males: 36 to 55	Males: 55 to 100	Males: 100, &c.	Females: Under 10 years of age	Females: 10 to 24	Females: 24 to 36	Females: 36 to 55	Females: 55 to 100	Females: 100, &c.	TOTAL.	WHITE PERSONS included in the foregoing. Males: Under 14	Males: 14 to 25	Males: 25, &c.	Females: Under 14	Females: 14 to 25	Females: 25, &c.	SLAVES AND COLORED PERSONS included in foregoing. Males: Under 14	Males: 14 to 25	Males: 25, &c.	Females: Under 14	Females: 14 to 25	Females: 25, &c.
																								8											
																								5											
1	1		1			2			1															11											
2		1				1	1	1																9											
																								1											
1	1							1																7											
																								1											
							1																	11											
	3	1					1		1															13											
3	3					3	1	2																17											
																								6											
	1							1																9											
																								8											
1									1															3											
																								6											
						1			1															10											
																								3											
																								3											
	4		1				1		1															8											
2						3	1	1																14											
																								11											
																								4											
3						1		1																11											
							1																	4											
1		1				2	1	1																7											
																								2											
																								6											
12	4	3				13	8	8	5															198											

325 SCHEDULE of the whole number of Persons within the Division allotted to Thomas

Name of County, City, Ward, Town, Township, Parish, Precinct, Hundred, or District.	NAMES OF HEADS OF FAMILIES.	FREE WHITE PERSONS, (INCLUDING HEADS OF FAMILIES.) MALES. Under five years of age.	Of five and under ten.	Of ten and under fifteen.	Of fifteen and under twenty.	Of twenty and under thirty.	Of thirty and under forty.	Of forty and under fifty.	Of fifty and under sixty.	Of sixty and under seventy.	Of seventy and under eighty.	Of eighty and under ninety.	Of ninety and under one hundred.	Of one hundred and upwards.	FEMALES. Under five years of age.	Of five and under ten.	Of ten and under fifteen.	Of fifteen and under twenty.	Of twenty and under thirty.	Of thirty and under forty.	Of forty and under fifty.	Of fifty and under sixty.	Of sixty and under seventy.	Of seventy and under eighty.	Of eighty and under ninety.	Of ninety and under one hundred.
		under 5	5 to 10	10 to 15	15 to 20	20 to 30	30 to 40	40 to 50	50 to 60	60 to 70	70 to 80	80 to 90	90 to 100	100, &c.	under 5	5 to 10	10 to 15	15 to 20	20 to 30	30 to 40	40 to 50	50 to 60	60 to 70	70 to 80	80 to 90	90 to 100
Young	Henry Edy					1									1	1				1						
"	John O. Grant		1		1			1							1	1					1					
"	Vernon Smoot	2	1	1		1	1								1				1							
"	Peter Kerlin		1				1								3	1	0		1							
"	Cornelius Perryman	1					1								2	1	1		1							
"	Jeremiah Bennett			1	3	1		1		1					1		1		2							
"	Daniel Owens	1	2	2					1									1			2					
"	James L. Willis				1	1												1								
"	Wiley Howell				2	1			1						1		1	1			1					
"	Salathiel M. Hale	1				1									1				1							
"	William S. White					1													1							
"	John Allums	1	2			1			1							1	3			1	0					
"	William R. Russell	1	1				1								2	1			1							
"	Nathaniel Hally		2	1	1	1			1								1	1			1					
"	Archibald Blake	1					1								1	3	1			1						
"	Needham Huff		3	1	2			1									1	1		1						
"	Harris Holtsclaw	1				1									1					1						
"	Seaborn Martin					1									1				1							
"	Bartlet M. Rogers	2				1									1				1							
"	David Tilman	2					1								1	1			1							
"	Sylvanus Moody	2				1														1						
"	Mary McManus	1	2		1												1	1			1					
"	John Waldrop	1	4	1		1		1							2		2			1						
"	John Watkins		1				1								2					1						
"	Edmund Jackson				1		1		1									1		1						
"	Andrew Pless					1									1	2			1							
"	Philip Pless				1				1								1	1								
		17	20	7	13	15	8	4	6	1					23	12	13	8	12	9	6					

McDonald County, in the Northern District (or Territory) of Georgia 64

SLAVES.														FREE COLORED PERSONS.												TOTAL.	WHITE PERSONS included in the foregoing.						SLAVES AND COLORED PERSONS, included in foregoing.					
MALES.						FEMALES.								MALES.						FEMALES.																	
Under ten years of age	Of ten and under twenty-four	Of twenty-four and under thirty-six	Of thirty-six and under forty-five	Of forty-five and under one hundred	Of one hundred and upwards.	Under ten years of age	Of ten and under twenty-four	Of twenty-four and under thirty-six	Of thirty-six and under forty-five	Of forty-five and under one hundred	Of one hundred and upwards.	Under ten years of age	Of ten and under twenty-four	Of twenty-four and under thirty-six	Of thirty-six and under forty-five	Of forty-five and under one hundred	Of one hundred and upwards.																			
under 10	10 to 24	24 to 36	36 to 55	55 to 100	100, &c.	under 10	10 to 24	24 to 36	36 to 55	55 to 100	100, &c.	under 10	10 to 24	24 to 36	36 to 55	55 to 100	100, &c.																			

(No. 2.) 326

SCHEDULE of the whole number of Persons within the Division allotted to Thomas

Name of County, City, Ward, Town, Township, Parish, Precinct, Hundred, or District.	NAMES OF HEADS OF FAMILIES.	FREE WHITE PERSONS, (INCLUDING HEADS OF FAMILIES.) MALES. Under five years of age.	Of five and under ten.	Of ten and under fifteen.	Of fifteen and under twenty.	Of twenty and under thirty.	Of thirty and under forty.	Of forty and under fifty.	Of fifty and under sixty.	Of sixty and under seventy.	Of seventy and under eighty.	Of eighty and under ninety.	Of ninety and under one hundred.	Of one hundred and upwards.	FEMALES. Under five years of age.	Of five and under ten.	Of ten and under fifteen.	Of fifteen and under twenty.	Of twenty and under thirty.	Of thirty and under forty.	Of forty and under fifty.	Of fifty and under sixty.	Of sixty and under seventy.	Of seventy and under eighty.	Of eighty and under ninety.	Of ninety and under one hundred.
		under 5	5 to 10	10 to 15	15 to 20	20 to 30	30 to 40	40 to 50	50 to 60	60 to 70	70 to 80	80 to 90	90 to 100	100, &c.	under 5	5 to 10	10 to 15	15 to 20	20 to 30	30 to 40	40 to 50	50 to 60	60 to 70	70 to 80	80 to 90	90 to 100
Youngs	Richard S. Hodge					1									1				1							
"	Pauldy Melton	1				1									1			1			1					
"	William Garrett			1	2			1							1		1			1						
"	William Adams		1				1								2	1	1		1							
"	John Ellis					1				1					2	2			1							
"	Josiah Harrall				1	2									1				1							
"	Mary Black		1	1											1			1		1						
"	Wiley Barbour			1	1		1										1			1						
"	Arthur Smith		1		2				1									1			1					
"	Samuel Henson	2	2				1									1	1		1							
"	Peter F. Mahone	1	1	1			1	2							1	1		1	1							
"	Benjamin Manes		3				1								2	1				1						
"	William S. Bishop				1													1								
"	Uriah P. Crawford					1													1							
"	Dickson Cureton					1									2			1								
"	Frederick Young	3	1			1	1								1	1				1						
"	John Robertson		2			1		1							2	1				1						
"	Francis Rountree	1	1				1													1						
"	Robert M. Ingham	2				1									2	1			1		1					
"	Robert Parker			1		1		1							1	1		3			1					
"	James Smith		1				1								1	1			1							
"	Nathan^l Athon					1										1		1								
"	William G. Hales					1									2				1							
"	Elisha Trice					1									1			1								
"	Robt H. Dixon					1												1								
"	Moses P. Willis	3				2									1	2			1							
"	John B. McCoy		1				1												1							
		13	15	5	7	17	9	5	1	1					25	14	4	12	12	7	4					

Powell [illegible] District (or Territory) of Georgia 65/ 326

Slaves. Males. Of ten and under twenty-four	Of twenty-four and under thirty-six	Of thirty-six and under fifty-five	Of fifty-five and under one hundred	Of one hundred and upwards	Females. Under ten years of age	Of ten and under twenty-four	Of twenty-four and under thirty-six	Of thirty-six and under fifty-five	Of fifty-five and under one hundred	Of one hundred and upwards	Free colored persons. Males. Under ten years of age	Of ten and under twenty-four	Of twenty-four and under thirty-six	Of thirty-six and under fifty-five	Of fifty-five and under one hundred	Of one hundred and upwards	Females. Under ten years of age	Of ten and under twenty-four	Of twenty-four and under thirty-six	Of thirty-six and under fifty-five	Of fifty-five and under one hundred	Of one hundred and upwards	Total	White persons included in the foregoing. Who are Deaf and Dumb, under fourteen years of age	Who are Deaf and Dumb, of the age of fourteen and under twenty-five	Who are Deaf and Dumb, of twenty-five and upwards	Who are Blind	Aliens—Foreigners not naturalized	Slaves and colored persons included in foregoing. Who are Deaf and Dumb, under fourteen years of age	Who are Deaf and Dumb, of the age of fourteen and under twenty-five	Who are Blind
10 to 24	24 to 36	36 to 55	55 to 100	100, &c.	under 10	10 to 24	24 to 36	36 to 55	55 to 100	100, &c.	under 10	10 to 24	24 to 36	36 to 55	55 to 100	100, &c.	under 10	10 to 24	24 to 36	36 to 55	55 to 100	100, &c.		under 14	14 to 25	25, &c.			under 14	14 to 25	25, &c.
																							3								
																							5								
																							7								
																							7								
																							7								
																							5				1				
																							5								
																							5								
																							6								
																							9								
2	6	2			7	4	3	1															35								
1					1	1	1																12								
																							2								
	1																						3								
																							5								
																							9								
1	1	1			3		1																15								
																							5								
																							10								
																							9								
																							5								
	1																						4								
																							4								
	1				2		1																7								
5	1	2			5	1	3																19								
1	1				1																		12								
					1																		4								
	12	5			20	10	9	2															219				1				

(No. 2.) 327

SCHEDULE of the whole number of Persons within the Division allotted to Thomas

Name of County, City, Ward, Town, Township, Parish, Precinct, Hundred, or District.	NAMES OF HEADS OF FAMILIES.	FREE WHITE PERSONS, (INCLUDING HEADS OF FAMILIES.) MALES. Under five years of age.	Of five and under ten.	Of ten and under fifteen.	Of fifteen and under twenty.	Of twenty and under thirty.	Of thirty and under forty.	Of forty and under fifty.	Of fifty and under sixty.	Of sixty and under seventy.	Of seventy and under eighty.	Of eighty and under ninety.	Of ninety and under one hundred.	Of one hundred and upwards.	FEMALES. Under five years of age.	Of five and under ten.	Of ten and under fifteen.	Of fifteen and under twenty.	Of twenty and under thirty.	Of thirty and under forty.	Of forty and under fifty.	Of fifty and under sixty.	Of sixty and under seventy.	Of seventy and under eighty.	Of eighty and under ninety.	Of ninety and under one hundred.
		under 5	5 to 10	10 to 15	15 to 20	20 to 30	30 to 40	40 to 50	50 to 60	60 to 70	70 to 80	80 to 90	90 to 100	100, &c.	under 5	5 to 10	10 to 15	15 to 20	20 to 30	30 to 40	40 to 50	50 to 60	60 to 70	70 to 80	80 to 90	90 to 100
Youngs	Seth Hunter			1				1											1		1					
"	Bennett Hancock		2	2				1							1						1					
"	Richd. C. Wilson	1				1												1								
"	Abel Butler					1												1								
"	Janus Beasley			1			1												1							
"	Pleasant Lawson	2		1				1							1		1	1				1				
"	James L. Burks	2	2	2	1		1								2		1			1						
"	Caleb M. Norwood	2		1		2	1								1	1	1			1						
"	James Walker		2	2			1								2					1						
"	Archibald Swan	2	2	1	1		1								1	1	1			1						
"	John Powell		2			1													1							
"	Grief H. Ferguson	1				1	1		1						1	1		1	1							
"	Robert A. Patrick	1				1													1							
"	Leonard H. Young		2				1								2	1	1			1						
"	William Mitchell	2				1									1				1							
"	Isaac Harrall					1											1									
"	Loddrick Mathews	1	2				1								2		1			1						
"	William Hobbs						1								1				1							
"	Lewis Culbreath	1		2			1								2					1						
"	Robert Holmes					3																				
"	David Bryan		1	1			1								1					1			1			
"	Jonathan Hays		1				1								3				1							
"	William Boswell						1								1				1		1					
"	Elijah Alewine		1				1								1				1							
"	Silas Strickland					2													1							
"	Alfred L. Acee				1	1									1				1							
"	Robert G. Cuttenden		1	1	2	1	1	1							3	3	1			1		1				
		15	18	15	5	16	15	4	1						27	7	8	4	12	2	3	2	1			

McDonald [illegible] District (or Territory) of Georgia 653

Slaves. Males. Under ten years of age.	Of ten and under twenty-four.	Of twenty-four and under thirty-six.	Of thirty-six and under fifty-five.	Of fifty-five and under one hundred.	Of one hundred and upwards.	Females. Under ten years of age.	Of ten and under twenty-four.	Of twenty-four and under thirty-six.	Of thirty-six and under fifty-five.	Of fifty-five and under one hundred.	Of one hundred and upwards.	Free colored persons. Males. Under ten years of age.	Of ten and under twenty-four.	Of twenty-four and under thirty-six.	Of thirty-six and under fifty-five.	Of fifty-five and under one hundred.	Of one hundred and upwards.	Females. Under ten years of age.	Of ten and under twenty-four.	Of twenty-four and under thirty-six.	Of thirty-six and under fifty-five.	Of fifty-five and under one hundred.	Of one hundred and upwards.	Total.	White persons included in the foregoing. Who are Deaf and Dumb, under fourteen years of age.	Who are Deaf and Dumb, of the age of fourteen and under twenty-five.	Who are Deaf and Dumb, of the age of fourteen and under twenty-five.	Who are blind.	Aliens—Foreigners not naturalized.	Slaves and colored persons, included in foregoing. Who are Deaf and Dumb, under fourteen years of age.	Who are Deaf and Dumb, of the age of fourteen and under twenty-five.	Who are blind.
under 10	10 to 24	24 to 36	36 to 55	55 to 100	100, &c.	under 10	10 to 24	24 to 36	36 to 55	55 to 100	100, &c.	under 10	10 to 24	24 to 36	36 to 55	55 to 100	100, &c.	under 10	10 to 24	24 to 36	36 to 55	55 to 100	100, &c.		under 14	14 to 25	25, &c.			under 14	14 to 25	25, &c.	
		1																						5									
1									1															9									
							1																	4									
																								2									
																								3									
4							1	1																14									
	1					2	1	1																17									
	1								1															12									
																								8									
				1			1		1															14									
																								4									
2	1	1				3	2	1																18									
			1				1	1																6									
	1						1		1															11									
						1																		6									
4								1																7									
2	3					1	1	1																16									
							1																	4									
2	1		2			1		1	1															15									
3	2					1	5		2															16									
8	2	2	1			5		1	2	1														28									
																								6									
4		1				1	3		1															14									
																								4									
																								3									
3	2					1	1																	11									
7	7	4	4			5	4	4	2															53									
[illegible]	21	9	8	1		21	23	12	12	1														310									

328

SCHEDULE of the whole number of Persons within the Division allotted to

Name of County, City, Ward, Town, Township, Parish, Precinct, Hundred, or District.	NAMES of HEADS OF FAMILIES.	FREE WHITE PERSONS, (INCLUDING HEADS OF FAMILIES.) MALES. Under five years of age.	Of five and under ten.	Of ten and under fifteen.	Of fifteen and under twenty.	Of twenty and under thirty.	Of thirty and under forty.	Of forty and under fifty.	Of fifty and under sixty.	Of sixty and under seventy.	Of seventy and under eighty.	Of eighty and under ninety.	Of ninety and under one hundred.	Of one hundred and upwards.	FEMALES. Under five years of age.	Of five and under ten.	Of ten and under fifteen.	Of fifteen and under twenty.	Of twenty and under thirty.	Of thirty and under forty.	Of forty and under fifty.	Of fifty and under sixty.	Of sixty and under seventy.	Of seventy and under eighty.	Of eighty and under ninety.	Of ninety and under one hundred.	Of one hundred and upwards.
		under 5	5 to 10	10 to 15	15 to 20	20 to 30	30 to 40	40 to 50	50 to 60	60 to 70	70 to 80	80 to 90	90 to 100	100, &c.	under 5	5 to 10	10 to 15	15 to 20	20 to 30	30 to 40	40 to 50	50 to 60	60 to 70	70 to 80	80 to 90	90 to 100	100, &c.
Yancy	William Tell	1			2	1			1						1		1	1	1		1		1				
"	William Towns				1		1											1			1			1				
"	Fayette Porter						1																				
"	William Holmes					1												1									
"	James Corley	1	1	1			1								3	1			1								
"	Alexander Ellis					1													1								
"	Lewis Guise		1			1	1								3				1								
"	Robert Cochran				1		1								1	3	1				1						
"	Polly Day																		1								
		2	1	1	4	4	5		1						8	4	2	2	5	1	2		1				
"	James Crawford	2						1							1	1	1		1				1				
"	Kilbuck Gilbert				1			1												1							
"	Marquis D.L. Hodo					1									1			1									
"	Reuben R. Darden	1	1			1									1	1			1								
"	Elihu Talbot					2									3			1	1								
"	Solomon Hughes					1									1				1								
"	Jesse Livingston	1	1				1								1	1	1	2		1							
"	Jonathan Clubs	1	1		1		1									1	2				1						
"	Martha Brown		1													1	1			1							
"	Purnell Canant	1					1												1								
"	Thomas C. McDowell	1				1	1								1	3	1			1							
"	Norborne B. Powell		1			1		2							2		1			1							
"	William G. Kobb	2				2									1	2			1								
"	Eastwell Battle	2					1								1	1			1								
"	Thomas Mathews	3					1								1				1								
"	Edwin Cheal	2				1									1	1			1								
"	James Hammel	1				1	1								2				1								
		17	5		2	11	7	4							17	12	7	4	10	5	4		1				

McDowell [illegible] District (or Territory) of Georgia 655

328

	SLAVES. Males. Of ten and under twenty-four.	Of twenty-four and under thirty-six.	Of thirty-six and under fifty-five.	Of fifty-five and under one hundred.	Of one hundred and upwards.	Females. Under ten years of age.	Of ten and under twenty-four.	Of twenty-four and under thirty-six.	Of thirty-six and under fifty-five.	Of fifty-five and under one hundred.	Of one hundred and upwards.	FREE COLORED PERSONS. Males. Under ten years of age.	Of ten and under twenty-four.	Of twenty-four and under thirty-six.	Of thirty-six and under fifty-five.	Of fifty-five and under one hundred.	Of one hundred and upwards.	Females. Under ten years of age.	Of ten and under twenty-four.	Of twenty-four and under thirty-six.	Of thirty-six and under fifty-five.	Of fifty-five and under one hundred.	Of one hundred and upwards.	TOTAL.	WHITE PERSONS included in the foregoing. Who are Deaf and Dumb, under fourteen years of age.	Who are Deaf and Dumb, of the age of fourteen and under twenty-five.	Who are Deaf and Dumb, of the age of twenty-five and upwards.	Who are Blind.	ALIENS—Foreigners not naturalized.	SLAVES AND COLORED PERSONS included in foregoing. Who are Deaf and Dumb, under fourteen years of age.	Who are Deaf and Dumb, of the age of fourteen and under twenty-five.	Who are Deaf and Dumb, of the age of twenty-five and upwards.	Who are Blind.
	14 to 24	24 to 36	36 to 55	55 to 100	100, &c.	under 10	10 to 24	24 to 36	36 to 55	55 to 100	100, &c.	under 10	10 to 24	24 to 36	36 to 55	55 to 100	100, &c.	under 10	10 to 24	24 to 36	36 to 55	55 to 100	100, &c.		under 14	14 to 25	25, &c.			under 14	14 to 25	25, &c.	
2	1	1	2	2		2	1			1														9									
																								16									
9	2	2	1			2	2	2																2									
																								21									
																								9									
																								2									
						1	1																	8									
																								8									
																								1									
0	3	3	3	2		5	4	2		1														76									
																								8									
																								3									
						1	1																	5									
																								6									
	1	2					2		1															13									
								2																5									
3								1																13									
																								8									
																								4									
																								3									
	1					1		2																13									
	1	5	4	3		6	2	3	2															34									
		1					1																	10									
		1				1	1																	9									
									1															7									
			1			1		1																10									
	1																							7									
	4	9	5	3		10	7	9	4															158									

329

[illegible] of the Twiggs[illegible] Number of Persons [illegible] Districts [illegible]

Name of County, City, Ward, Town, Township, Parish, Precinct, Hundred, or District.	NAMES of HEADS OF FAMILIES.	FREE WHITE PERSONS, (INCLUDING HEADS OF FAMILIES.) MALES. Under five years of age	Of five and under ten	Of ten and under fifteen	Of fifteen and under twenty	Of twenty and under thirty	Of thirty and under forty	Of forty and under fifty	Of fifty and under sixty	Of sixty and under seventy	Of seventy and under eighty	Of eighty and under ninety	Of ninety and under one hundred	Of one hundred and upwards	FEMALES. Under five years of age	Of five and under ten	Of ten and under fifteen	Of fifteen and under twenty	Of twenty and under thirty	Of thirty and under forty	Of forty and under fifty	Of fifty and under sixty	Of sixty and under seventy	Of seventy and under eighty	Of eighty and under ninety	Of ninety and under one hundred	Of one hundred and upwards
		under 5	5 to 10	10 to 15	15 to 20	20 to 30	30 to 40	40 to 50	50 to 60	60 to 70	70 to 80	80 to 90	90 to 100	100 &c.	under 5	5 to 10	10 to 15	15 to 20	20 to 30	30 to 40	40 to 50	50 to 60	60 to 70	70 to 80	80 to 90	90 to 100	100 &c.
Hamilt	William Corlew	2	1	2			1									1			1								
"	Thomas Greene Jr	1				1									2			1	1								
"	Elias Beall					1									2			1	1								
"	Jesse Harris					1									2			1	1								
"	Littleberry Land	2		1			1								3	2			1		1						
"	William Hall	1			1	2									2				1								
"	Abel Dimon	2	1	1	1	1		1							2	2			1		1						
"	Joseph Ingham						1								2				1			1					
"	Dyer & Hodo					1									—				1								
"	Josiah Darden	—	—							1					1	1			1								
"	Thomas Manning	2				1	1								1				1								
"	John W Ranson	2					1												1								
"	William Baker	1					1												1								
"	Samuel Johnston		1			1	1												1								
"	Benjamin J. Body					1									2	2		1									
"	George Kellum		2					1							1			1			1						
"	William Myhand		1	1	2	1		1							2			1	2		1						
"	Charles Howard					1									3				1								
"	Zopheak Hughes						1								1				1								
		12	6	5	4	12	7	3	1	1					26	8	2	5	13	3	2						
Hamilt	Joseph Simmons	1		1	1	1		1									1	1		1							
"	John Oneal	1		2					1												1						
"	Jesse Carter	1		1			1										1		1								
"	William Daniel	X	1					1							1	1	1	1		1							
"	Rowland Mahone	1				1		1							2	1	1		1								
"	Charles Bedell	1			1										1			1									
"	James Story	1				0	1																				
		4	1	4	2	2	2	3	1						4	2	4	3	1	3	4						

McDowell County, Ninth Census of the United States — District (or Territory) of Georgia — 657 — 3220

SLAVES. MALES. Under 10 years of age	10 to 24	24 to 36	36 to 55	55 to 100	100, &c.	FEMALES. Under 10 years of age	10 to 24	24 to 36	36 to 55	55 to 100	100, &c.	FREE COLORED PERSONS. MALES. Under 10 years of age	10 to 24	24 to 36	36 to 55	55 to 100	100, &c.	FEMALES. Under 10 years of age	10 to 24	24 to 36	36 to 55	55 to 100	100, &c.	TOTAL.	WHITE PERSONS included in the foregoing. Who are Deaf and Dumb under fourteen years of age	Who are Deaf and Dumb of the age of fourteen and upwards	Who are Blind	ALIENS—Foreigners not naturalized	SLAVES AND COLORED PERSONS, included in foregoing. Who are Deaf and Dumb under fourteen years of age	Who are Deaf and Dumb of the age of fourteen and upwards	Who are Blind
	1						1																	10					
1	1						1																	8					
	2						2																	8					
																								4					
1	2						1	1																10					
		1																						12					
																								14					
	1					1																		4					
																								5					
																								4					
																								6					
							1																	5					
																								2					
1		1																						6					
																								6					
		1																						7					
																								12					
																								5					
																								3					
2	7	1	3			1	5	2																131					
							1																	7					
3		2	2			2	1	2		1														17					
5	3	4				1	4	1																22					
																								8					
																								26					
2	2	3	1			4	4	2	1															11					
2	2					2	2																	19					
3	4	1				4	5		1															180					
5	11	10	3			13	16	5	2	1																			

(2nd ed.)

330

[illegible] Enumeration of Persons within the District subjected to [illegible]

Name of County, City, Ward, Town, Township, Parish, Precinct, Hundred, or District.	NAMES of HEADS OF FAMILIES.	FREE WHITE PERSONS, (INCLUDING HEADS OF FAMILIES.) MALES														FEMALES											
		Under five years of age	Of five and under ten	Of ten and under fifteen	Of fifteen and under twenty	Of twenty and under thirty	Of thirty and under forty	Of forty and under fifty	Of fifty and under sixty	Of sixty and under seventy	Of seventy and under eighty	Of eighty and under ninety	Of ninety and under one hundred	Of one hundred and upwards	Under five years of age	Of five and under ten	Of ten and under fifteen	Of fifteen and under twenty	Of twenty and under thirty	Of thirty and under forty	Of forty and under fifty	Of fifty and under sixty	Of sixty and under seventy	Of seventy and under eighty	Of eighty and under ninety	Of ninety and under one hundred	Of one hundred and upwards
		under 5	5 to 10	10 to 15	15 to 20	20 to 30	30 to 40	40 to 50	50 to 60	60 to 70	70 to 80	80 to 90	90 to 100	100, &c.	under 5	5 to 10	10 to 15	15 to 20	20 to 30	30 to 40	40 to 50	50 to 60	60 to 70	70 to 80	80 to 90	90 to 100	100, &c.
Hampshire	John A Chappel	1				1									2			1	1								
"	Peter Davis	1				2												1	1								
"	Jesse Taylor		1			1									2			1	1								
"	James D Wilson	1				1												1									
"	Jonathan Peacock	1	1		1	2				1					1		1		1		1		1				
"	Reuben Aldridge		1		1	1			1							1			1		1						
"	John L Weldon	1		3			1								2					1							
"	Major Thornton	1				1									1	1			1								
"	Bartley Whitehurst	1	1	1		2									1	2			1								
"	David A Perryman	1	1			1									1	1			1								
"	James L Leonard	0				1									3				1								
"	Isham L Swinney	1				1												1		1							
"	Francis Leonard	1	1			1													1								
"	Richard Langford	1			2			1							1			2	1				1				
"	Larkin Colbert		2			1									2				1								
"	William F Moore	2				1												1					1				
"	Francis W Wills					1												1									
"	William White	2		1		1									2	1	1			1							
"	Joshua Liggett	2				1									1					1							
"	John Neal	1	1	1		1									2	1	1		1								
"	William McClendon					1									3			1									
"	Soil Lane		1	1	1		1									1	1	1		1							
"	Walter Stone		1	1		1													1								
"	William McNeal	1	1			1													1								
"	Samuel McNeal		1			1										1			0	1			1				
"	William Driver	2	1	1	2	1		1								2	1				1						
"	Gracie Berry Clay		2			1									2				1								
		19	15	9	7	14	13	3	2	1					26	11	5	10	16	4	3	1					

M. Dowell by the Marshal of the District (or Territory) of Georgia 659

330

SLAVES. Males: Of ten and under twenty-four	Of twenty-four and under thirty-six	Of thirty-six and under fifty-five	Of fifty-five and under one hundred	Of one hundred and upwards	Females: Under ten years of age	Of ten and under twenty-four	Of twenty-four and under thirty-six	Of thirty-six and under fifty-five	Of fifty-five and under one hundred	Of one hundred and upwards	FREE COLORED PERSONS. Males: Under ten years of age	Of ten and under twenty-four	Of twenty-four and under thirty-six	Of thirty-six and under fifty-five	Of fifty-five and under one hundred	Of one hundred and upwards	Females: Under ten years of age	Of ten and under twenty-four	Of twenty-four and under thirty-six	Of thirty-six and under fifty-five	Of fifty-five and under one hundred	Of one hundred and upwards	TOTAL	Which persons included in the foregoing: Who are Deaf and Dumb, under fourteen years of age	Who are Deaf and Dumb, of the age of fourteen and under twenty-five	Who are Deaf and Dumb, of the age of fourteen and under twenty-five	Who are blind	Aliens—Foreigners not naturalized	SLAVES AND COLORED PERSONS, included in foregoing: Who are Deaf and Dumb, under fourteen years of age	Who are Deaf and Dumb, of the age of fourteen and under twenty-five	Who are blind	Who are blind
10 to 24	24 to 36	36 to 55	55 to 100	100, &c.	under 10	10 to 24	24 to 36	36 to 55	55 to 100	100, &c.	under 10	10 to 24	24 to 36	36 to 55	55 to 100	100, &c.	under 10	10 to 24	24 to 36	36 to 55	55 to 100	100, &c.		under 14	14 to 25	25, &c.			under 14	14 to 25	25, &c.	
																							4									
1						1																	7									
																							6									
1						1																	5									
																							9									
3	1	1			2	1	1																16									
																							8									
																							5									
1	2		1		1		2																16									
		1			X	2																	10									
3	3				2	2																	15									
2					1	1	1																8									
1	2	1				X																	9									
3					2	1																	14									
3					1	1	1																12									
																							4									
																							2									
1	1				X																		12	1								
1						1																	7									
6	2	2	1		3		2																24									
1	1	1			2		1																11									
																							8									
			1					1															6									
																							4									
																							4									
																							12									
																							7									
		1																					245	1								
1	12	11	4	X		16	12	8	1																							

SCHEDULE of the whole number of Persons within the Division allotted to [illegible]

Name of County, City, Ward, Town, Township, Parish, Precinct, Hundred, or District.	NAMES of HEADS OF FAMILIES.	FREE WHITE PERSONS, (INCLUDING HEADS OF FAMILIES.) MALES.														FEMALES.											
		Under five years of age	Of five and under ten	Of ten and under fifteen	Of fifteen and under twenty	Of twenty and under thirty	Of thirty and under forty	Of forty and under fifty	Of fifty and under sixty	Of sixty and under seventy	Of seventy and under eighty	Of eighty and under ninety	Of ninety and under one hundred	One hundred and upwards		Under five years of age	Of five and under ten	Of ten and under fifteen	Of fifteen and under twenty	Of twenty and under thirty	Of thirty and under forty	Of forty and under fifty	Of fifty and under sixty	Of sixty and under seventy	Of seventy and under eighty	Of eighty and under ninety	
		under 5	5 to 10	10 to 15	15 to 20	20 to 30	30 to 40	40 to 50	50 to 60	60 to 70	70 to 80	80 to 90	90 to 100	100, &c.		under 5	5 to 10	10 to 15	15 to 20	20 to 30	30 to 40	40 to 50	50 to 60	60 to 70	70 to 80	80 to 90	90 to 100
Hampshire	William Moore	2				1														1							
"	Green Fuller		3				1											1									
"	William York	1				1										3				1							
"	David York									1														1			
"	Singleton York	2		1			1									1	1			1							
"	John York	1	3	1			1									1					1						
"	John Greene	2					1									1				1							
"	David Adams	1	1				1									2		1			1						
"	Battle Pope					1										1			1			1					
"	George Hughes	2	2		1	1		1									1	2	1			1			1		
"	George W. Collins						1																				
"	Robert Minton	3					1													1							
"	James Perryman			1			1											1			1						
"	Mathias Eldridge	1				1										2	1			1							
"	Charles Sanford	1					1									1				1							
"	Darius Scott		2				1										1			1							
"	Laban Mathews	1		1					1								1	1		1	1						
"	John Evans		3		1				1										1			1					
"	Thomas McDowell					1			1											2			1				
"	William Pierce					1														1							
"	Elijah Hearn	1	1	1		1			1							2	1	1	1			1					
"	Richard Isham					1										1				1							
"	Thomas Guise	2				1													1								
"	Reuben Isham	1				1														1							
"	William Joice	1	1				1										1			1							
"	Thomas Beatty	1					1									1	1			1							
"	Simeon Perry		1			1											1				1						
		23	17	5	2	12	12	1	4	1						16	9	7	5	15	6	3	1	1			

McDowell

McDowell by the Marshal of the District (or Territory) of Georgia 667

SLAVES. Males: Under ten years of age	Of ten and under twenty-four	Of twenty-four and under thirty-six	Of thirty-six and under fifty-five	Of fifty-five and under one hundred	Of one hundred and upwards	Females: Under ten years of age	Of ten and under twenty-four	Of twenty-four and under thirty-six	Of thirty-six and under fifty-five	Of fifty-five and under one hundred	Of one hundred and upwards	FREE COLORED PERSONS. Males: Under ten years of age	Of ten and under twenty-four	Of twenty-four and under thirty-six	Of thirty-six and under fifty-five	Of fifty-five and under one hundred	Of one hundred and upwards	Females: Under ten years of age	Of ten and under twenty-four	Of twenty-four and under thirty-six	Of thirty-six and under fifty-five	Of fifty-five and under one hundred	Of one hundred and upwards	TOTAL	WHITE PERSONS included in the foregoing: Who are Deaf and Dumb, under fourteen years of age	Who are Deaf and Dumb, of the age of fourteen and under twenty-five	Who are Deaf and Dumb, of the twenty-five and upwards	Who are blind	ALIENS—Foreigners not naturalized	SLAVES AND COLORED PERSONS, included in foregoing: Who are Deaf and Dumb, under fourteen years of age	Who are Deaf and Dumb, of the age of fourteen and under twenty-five	Who are Deaf and Dumb, of the age of twenty-five and upwards	Who are blind
under 10	10 to 24	24 to 36	36 to 55	55 to 100	100, &c.	under 10	10 to 24	24 to 36	36 to 55	55 to 100	100, &c.	under 10	10 to 24	24 to 36	36 to 55	55 to 100	100, &c.	under 10	10 to 24	24 to 36	36 to 55	55 to 100	100, &c.		under 14	14 to 25	25, &c.			under 14	14 to 25	25, &c.	
																								4									
4	2		1			3	2	2																19									
						1																		7									
																								2									
																								7									
																								8									
																								5									
																								7									
	1						1																	5									
																								12									
																								1									
		1				2	1	1																10									
		1					2	1																8									
	1						1																	8									
																								4									
1	2	1					1																	10									
																								7									
4	2					1	1		1															16									
1		1				2	1																	10									
						1																		3									
																								11									
																								3									
			1						1															6									
																								3									
																								5									
																								5									
	1	1				4	1																	11									
[illegible]	9	5	2			14	11	4	2															197									

(No. 4)

332

SCHEDULE of the whole number of Persons within the Division allotted to Thom

Name of County, City, Ward, Town, Township, Parish, Precinct, Hundred, or District.	NAMES OF HEADS OF FAMILIES.	FREE WHITE PERSONS, (INCLUDING HEADS OF FAMILIES.) MALES. Under five years of age.	Of five and under ten.	Of ten and under fifteen.	Of fifteen and under twenty.	Of twenty and under thirty.	Of thirty and under forty.	Of forty and under fifty.	Of fifty and under sixty.	Of sixty and under seventy.	Of seventy and under eighty.	Of eighty and under ninety.	Of ninety and under one hundred.	Of one hundred and upwards.	FEMALES. Under five years of age.	Of five and under ten.	Of ten and under fifteen.	Of fifteen and under twenty.	Of twenty and under thirty.	Of thirty and under forty.	Of forty and under fifty.	Of fifty and under sixty.	Of sixty and under seventy.	Of seventy and under eighty.	Of eighty and under ninety.	Of ninety and under one hundred.
		under 5	5 to 10	10 to 15	15 to 20	20 to 30	30 to 40	40 to 50	50 to 60	60 to 70	70 to 80	80 to 90	90 to 100	100, &c.	under 5	5 to 10	10 to 15	15 to 20	20 to 30	30 to 40	40 to 50	50 to 60	60 to 70	70 to 80	80 to 90	90 to 100
Memphis	Jacob Funderburk			1				1								1			1		1					
"	John King	2	2	2		1		1							1	1		2		1			1			
"	Joel H. James	2					1									1				1						
"	William H. McDonald	1				1									3				1							
"	Reuben Favors		1				1												1							
"	Joshua Hays	1	1	1				1							1						1					
"	Benjamin Pate					1									2				1							
"	Samuel Phillips		1	1		1									1	2				1						
"	Isham Phillips	1					1								1				1							
"	James Cremeen	2	1	2			1								1	1	1	1								
"	John McArthur	1				1			1							2	1				1					
"	Dugald Calhoun					1									1			1								
"	James Branham	1					1								1				1							
"	James Aldridge		2				1								2				1							
"	John Love						1																			
"	Edwd. R. Christopher					1																				
"	James White	1			1	1													1							
"	James Parker	1						1								1					1					
		13	8	7	1	8	7	4	1						14	9	2	4	8	3	4		1			
Talbotton	Charles C. Burch	1	1	2	1		1								1		1		1							
"	Rebecca Ousley																		1				1			
"	Elizabeth Dyer		1													1			2			1				
"	Zilphy Cox																				1					
"	Charles R. Wynn	1				3												1								
"	Elisha Tarver	1			1	1	1	1							1	2	2	1	1	1	1					
"	Abraham Lawrence		2			2	1												1							
"	James Jones			1		1																				
		3	4	3	2	7	3	1							2	3	3	2	6	1	1	1	1			

McDowell [illegible] District (or Territory) of Georgia 663

Slaves: Males: Under ten years of age	Of ten and under twenty-four	Of twenty-four and under thirty-six	Of thirty-six and under fifty-five	Of fifty-five and under one hundred	Of one hundred and upwards	Slaves: Females: Under ten years of age	Of ten and under twenty-four	Of twenty-four and under thirty-six	Of thirty-six and under fifty-five	Of fifty-five and under one hundred	Of one hundred and upwards	Free colored persons: Males: Under ten years of age	Of ten and under twenty-four	Of twenty-four and under thirty-six	Of thirty-six and under fifty-five	Of fifty-five and under one hundred	Of one hundred and upwards	Free colored persons: Females: Under ten years of age	Of ten and under twenty-four	Of twenty-four and under thirty-six	Of thirty-six and under fifty-five	Of fifty-five and under one hundred	Of one hundred and upwards	Total
	10 to 24	24 to 36	36 to 55	55 to 100	100, &c.	under 10	10 to 24	24 to 36	36 to 55	55 to 100	100, &c.	under 10	10 to 24	24 to 36	36 to 55	55 to 100	100, &c.	under 10	10 to 24	24 to 36	36 to 55	55 to 100	100, &c.	
																								5
8	4	1	1			4	3	2	3															40
1							1																	7
																								6
																								3
																								6
																								4
	1																							8
																								4
																								10
2	1					1		1																12
																								3
																								4
			1				1																	8
																								1
10	7	5	3	1		11	6	9	4	2														59
																								4
	2						2		1															9
21	15	6	5	1		16	13	12	8	2														193
0	3	2	1			1	1	1																18
							1																	3
							1																	6
1						1	1																	4
							2																	7
									1															14
								1																7
		2							1															5
1	3	4	1			2	6	2	2															64

[illegible] Number of Persons within the Division allotted to [illegible]

Name of County, City, Town, Township, Parish, Precinct, Hundred, or District.	NAMES OF HEADS OF FAMILIES.	FREE WHITE PERSONS, (INCLUDING HEADS OF FAMILIES.) — MALES														FEMALES											
		Under five years of age	Of five and under ten	Of ten and under fifteen	Of fifteen and under twenty	Of twenty and under thirty	Of thirty and under forty	Of forty and under fifty	Of fifty and under sixty	Of sixty and under seventy	Of seventy and under eighty	Of eighty and under ninety	Of ninety and under one hundred	Of one hundred and upwards		Under five years of age	Of five and under ten	Of ten and under fifteen	Of fifteen and under twenty	Of twenty and under thirty	Of thirty and under forty	Of forty and under fifty	Of fifty and under sixty	Of sixty and under seventy	Of seventy and under eighty	Of eighty and under ninety	Of ninety and under one hundred	Of one hundred and upwards
		under 5	5 to 10	10 to 15	15 to 20	20 to 30	30 to 40	40 to 50	50 to 60	60 to 70	70 to 80	80 to 90	90 to 100	100, &c.		under 5	5 to 10	10 to 15	15 to 20	20 to 30	30 to 40	40 to 50	50 to 60	60 to 70	70 to 80	80 to 90	90 to 100	100, &c.
Clarborne	William Echols					1										1				1								
"	Joseph May			1	1	1		1														1						
"	Thomas J Bugg	1				2										2	1			1								
"	William P. McKeun	1			1	2														1								
"	Thomas J. Conner					5	1									1	1	1		1								
"	James Bell			1		2	3											1	1			1						
"	Reuben Phillips	1				2										1		3		1								
"	Elijah Wells		1			1	1														1							
"	Henry Ligon	2	1						1							1	1			1								
"	William S. Goss	1					1									2			1									
"	Henry Claiborn	3					1													1								
"	Rush Hudson	1				1													1									
"	Littleton Horton	1					1													1								
"	William H. Mitchell	1			1		1												1		1							
"	Henry Mills	1				1																						
"	A. P. Manly	2				1														1		1						
"	Cyrus Robinson					1																						
"	William Forbes	1	1		1			1									2	1	1		1							
"	Charles Fisher	2	1		1			1								1	1	1	2		1							
"	Samuel H Wilcox	1				1													1		1					1		
"	Michael Kenemon				2			1											1	1	1	1						
"	Thomas Mallens	2	1					1								2	1	1		1	1							
"	Thomas Terrell	1					1										1			1	1	1						
"	Augustus B. Pope	1					1										1			1								
																				1								
		18	4	2	7	21	11	5	1							11	9	8	8	13	3	3			1	1		

Dowell [illegible] the [illegible] of the [illegible] District (or Territory) of Georgia [illegible]

Slaves. Males. Of ten and under twenty-four	Of twenty-four and under thirty-six	Of thirty-six and under fifty-five	Of fifty-five and under one hundred	Of one hundred and upwards	Females. Under ten years of age	Of ten and under twenty-four	Of twenty-four and under thirty-six	Of thirty-six and under fifty-five	Of fifty-five and under one hundred	Of one hundred and upwards	Free colored persons. Males. Under ten years of age	Of ten and under twenty-four	Of twenty-four and under thirty-six	Of thirty-six and under fifty-five	Of fifty-five and under one hundred	Of one hundred and upwards	Females. Under ten years of age	Of ten and under twenty-four	Of twenty-four and under thirty-six	Of thirty-six and under fifty-five	Of fifty-five and under one hundred	Of one hundred and upwards	Total	White persons included in the foregoing. Who are Deaf and Dumb, under fourteen years of age	Who are Deaf and Dumb, of the age of fourteen and under twenty-five	Who are Deaf and Dumb, of twenty-five and upwards	Who are blind	Aliens—Foreigners not naturalized	Slaves and colored persons, included in foregoing. Who are Deaf and Dumb, under fourteen years of age	Who are Deaf and Dumb, of the age of fourteen and under twenty-five	Who are Deaf and Dumb, of the age of twenty-five and upwards	Who are blind
[illegible] to 24	24 to 36	36 to 55	55 to 100	100, &c.	under 10	10 to 24	24 to 36	36 to 55	55 to 100	100, &c.	under 10	10 to 24	24 to 36	36 to 55	55 to 100	100, &c.	under 10	10 to 24	24 to 36	36 to 55	55 to 100	100, &c.		under 14	14 to 25	25, &c.			under 14	14 to 25	25, &c.	
																							3									
							1																6									
3	3				3	2	1	1															19									
5 1	3	1	1		4	2	1	3															25									
1	4					1	2																18									
7 4		2			8	4	5	1	1														41									
1	1				1	1																	12									
	1	1				2																	8									
1																							8									
					1																		5									
						1																	6									
																							3									
																							3									
																							4									
						1																	2									
1	2				1	1																	9									
2																							3									
																							7									
4 1		4			7	1	5	1															33									
																							3									
2					1																		9									
																							9									
																							4									
																							3									
13	14	8	1		26	16	15	6	1														243									

(No. 4.)

334

SCHEDULE of the whole number of Persons within the Division allotted to ... from ...

Name of County, City, Ward, Town, Township, Parish, Precinct, Hundred, or District.	NAMES of HEADS OF FAMILIES.	FREE WHITE PERSONS, (INCLUDING HEADS OF FAMILIES.) — MALES													FEMALES										
		Under five years of age.	Of five and under ten.	Of ten and under fifteen.	Of fifteen and under twenty.	Of twenty and under thirty.	Of thirty and under forty.	Of forty and under fifty.	Of fifty and under sixty.	Of sixty and under seventy.	Of seventy and under eighty.	Of eighty and under ninety.	Of ninety and under one hundred.	Of one hundred and upwards.	Under five years of age.	Of five and under ten.	Of ten and under fifteen.	Of fifteen and under twenty.	Of twenty and under thirty.	Of thirty and under forty.	Of forty and under fifty.	Of fifty and under sixty.	Of sixty and under seventy.	Of seventy and under eighty.	Of eighty and under ninety.	Of ninety and under one hundred.
		under 5	5 to 10	10 to 15	15 to 20	20 to 30	30 to 40	40 to 50	50 to 60	60 to 70	70 to 80	80 to 90	90 to 100	100, &c.	under 5	5 to 10	10 to 15	15 to 20	20 to 30	30 to 40	40 to 50	50 to 60	60 to 70	70 to 80	80 to 90	90 to 100
Edwards	William McMurray								/						/			/								
"	William Wills					/	/									0	2	/	/							
"	George Freeman	/	/	/	/			/											/							
"	Anderson Robinson	/				/									/				/							
"	Robert Brooks	/	/	/	/	/		/							/	/	/			/						
"	George Jamison		/		/			/							2			/		/						
"	William B Ousley	/				/													/							
"	Lorta Edwards						/								2	/			/							
"	Fontaine Davidson	2				/									/	/		/								
"	Jansill McKenne					/									/			/								
"	John Edwards	2				/									/			/	/							
"	Martin D Fuller					/									/			/								
"	John Oliver				/				/								2		2			/				
"	William Edwards		/	/	/				/						/	/		/		/						
"	Christopher Kelly					/																				
"	John Ousley	2	/			/													/							
"	Ambrose Edwards					/									/	/	/		/							
"	John Fleming	3	2	/	/			/													/					
"	Philip Long			/			/								/	2			/							
"	Mark Fleming	1	1			/									/				/		/					
"	John Mullins	/	/	/				/							/	/	/	/								
"	Jacob Williams	2		/				/												/						
"	William B Hammuc	2	2				/								2				/							
"	James Wilkinson			/		/		/								2	/	/								
"	Hugh Freeman			2					/									/			/					
"	Elias Landrum			2			/								2			/		/						
"	William Reynolds		/	/						/							2	/			/					
		19	12	13	6	13	5	7	4	1					19	10	10	12	12	4	5	1				

McDowell by the Marshal of the District (or Territory) of Georgia 667

SLAVES. Males: Under ten years of age	Of ten and under twenty-four	Of twenty-four and under thirty-six	Of thirty-six and under fifty-five	Of fifty-five and under one hundred	Of one hundred and upwards	Females: Under ten years of age	Of ten and under twenty-four	Of twenty-four and under thirty-six	Of thirty-six and under fifty-five	Of fifty-five and under one hundred	Of one hundred and upwards	FREE COLORED PERSONS. Males: Under ten years of age	Of ten and under twenty-four	Of twenty-four and under thirty-six	Of thirty-six and under fifty-five	Of fifty-five and under one hundred	Of one hundred and upwards	Females: Under ten years of age	Of ten and under twenty-four	Of twenty-four and under thirty-six	Of thirty-six and under fifty-five	Of fifty-five and under one hundred	Of one hundred and upwards	TOTAL	WHITE PERSONS included in the foregoing: Who are Deaf and Dumb, under fourteen years of age	Who are Deaf and Dumb, of the age of fourteen and under twenty-five	Who are Deaf and Dumb, of twenty-five and upwards	Who are Blind	ALIENS—Foreigners not naturalized	SLAVES AND COLORED PERSONS, included in foregoing: Who are Deaf and Dumb, under fourteen years of age	Who are Deaf and Dumb, of the age of fourteen and under twenty-five	Who are Deaf and Dumb, of the age of twenty-five and upwards	Who are Blind
under 10	10 to 24	24 to 36	36 to 55	55 to 100	100, &c.	under 10	10 to 24	24 to 36	36 to 55	55 to 100	100, &c.	under 10	10 to 24	24 to 36	36 to 55	55 to 100	100, &c.	under 10	10 to 24	24 to 36	36 to 55	55 to 100	100, &c.		under 14	14 to 25	25, &c.			under 14	14 to 25	25, &c.	
	1					1	1																	4									
																								4									
																								9									
																								4									
							1																	11									
1	1		1				1	1	1															13									
	2																							5									
																								5									
																								6									
10	8	1				4	3	2																30									
	1																							6									
5	3						3																	14									
																								7									
																								8									
																								1									
	1					1	1																	8									
																								5									
							1																	10									
																								6									
1	1																							8									
2	1	1				1	1																	14									
																								5									
																								8									
3	1	1	1			4	4	2																23									
3	1	1	1			3	4	1																19									
1	4	1					1	1																15									
						2																		9									
[illegible]	25	5	3			16	21	7	1															257									

(No. 4.)
335

SCHEDULE of the whole number of Persons within the Division allotted to Thomas

Name of County, City, Ward, Town, Township, Parish, Precinct, Hundred, or District.	NAMES of HEADS OF FAMILIES.	FREE WHITE PERSONS, (INCLUDING HEADS OF FAMILIES.) MALES. Under five years of age.	Of five and under ten.	Of ten and under fifteen.	Of fifteen and under twenty.	Of twenty and under thirty.	Of thirty and under forty.	Of forty and under fifty.	Of fifty and under sixty.	Of sixty and under seventy.	Of seventy and under eighty.	Of eighty and under ninety.	Of ninety and under one hundred.	Of one hundred and upwards.	FEMALES. Under five years of age.	Of five and under ten.	Of ten and under fifteen.	Of fifteen and under twenty.	Of twenty and under thirty.	Of thirty and under forty.	Of forty and under fifty.	Of fifty and under sixty.	Of sixty and under seventy.	Of seventy and upwards.	Of eighty and upwards.	Of ninety and under one hundred.
		under 5	5 to 10	10 to 15	15 to 20	20 to 30	30 to 40	40 to 50	50 to 60	60 to 70	70 to 80	80 to 90	90 to 100	100, &c.	under 5	5 to 10	10 to 15	15 to 20	20 to 30	30 to 40	40 to 50	50 to 60	60 to 70	70 to 80	80 to 90	90 to 100
Edmund	Marshall Reynolds				1												1			1						
"	John Avery	2					1									1				1						
"	John P. Blackmon		1	1			1	1								1				1						
"	Marquis D. F. Comer				1										1			1								
"	William Harvey	1	1	1				1							1	1				1						
"	Henry Mims	1					2									2			1							
"	William Snelling		1	1		1			1						2	1	1	1			1					
"	Robert Boyd		1		1		1								1	1	1	1	1		1					
"	Elijah Kilcrease	2	1	1		1	1									1			1							
"	John Hammac		1	2		1			1						2	2			1			1				
"	Geo. W. B. Towns					2															1					
"	John Brown	2					1	1							1	1	2	1		1						
"	Elisha Brown			1							1					1	1		1			1				
"	Mathew McKinne	1	1			1									1				1							
"	Charles N. Smith	1		2				1							2	1	1		1							
"	Henry Winburn					1																				
"	Abram M. Washburn	1				1												1								
"	William Fleming	1				2									0	2			1							
"	Daniel Cobb					1									1				1							
"	Lemuel Guy						1													1						
"	Robert Foster	3	2	1				1												1						
"	John A. Harrison					1														1						
"	John Jamieson	2	1		1			1	1							1	2	1		1						
"	Young Edwards	2	1				1									1				1						
"	Hezekiah Goolsby	1				1									2					1						
"	Levi Smith	1	1				1								1					1						
"	Caleb Fleming					1												1								
		21	12	10	3	15	9	6	4		1				15	17	9	7	10	9	3		3			

McDonald by the Marshal of the District (or Territory) of Georgia 669

SLAVES. Males: Under ten years of age	Of ten and under twenty-four	Of twenty-four and under thirty-six	Of thirty-six and under fifty-five	Of fifty-five and under one hundred	Of one hundred and upwards	Females: Under ten years of age	Of ten and under twenty-four	Of twenty-four and under thirty-six	Of thirty-six and under fifty-five	Of fifty-five and under one hundred	Of one hundred and upwards	FREE COLORED PERSONS. Males: Under ten years of age	Of ten and under twenty-four	Of twenty-four and under thirty-six	Of thirty-six and under fifty-five	Of fifty-five and under one hundred	Of one hundred and upwards	Females: Under ten years of age	Of ten and under twenty-four	Of twenty-four and under thirty-six	Of thirty-six and under fifty-five	Of fifty-five and under one hundred	Of one hundred and upwards	TOTAL	WHITE PERSONS included in the foregoing: Who are Deaf and Dumb, under fourteen years of age	Who are Deaf and Dumb, of twenty-five and upwards	Who are Deaf and Dumb, of twenty-five and upwards	Who are blind	Who are Deaf and Dumb, of the age of fourteen and under twenty-five	Who are Deaf and Dumb, of the age of fourteen and under twenty-five	Who are blind	Who are blind
under 10	10 to 24	24 to 36	36 to 55	55 to 100	100, &c.	under 10	10 to 24	24 to 36	36 to 55	55 to 100	100, &c.	under 10	10 to 24	24 to 36	36 to 55	55 to 100	100, &c.	under 10	10 to 24	24 to 36	36 to 55	55 to 100	100, &c.		under 14	14 to 25	25, &c.		under 14	14 to 25	25, &c.	
																								2								
																								5								
7	5	5				9	9	4																45								
1																								4								
6	9	1	1			6	5	2																37								
3	5	2	1			3	3	2																25								
3	2		1			1	2	1																21								
																								9								
																								8								
				1		1	1			1														15								
2	2	2				2	1	2																13								
																								9								
	1					3		1																11								
																								5								
4	5	3	4			5	4	1																35								
																								1								
																								3								
							1																	8								
																								3								
																								2								
																								8								
						1																		3								
																								11								
																								6								
																								5								
3	3						1	2																14								
																								2								
19	32	13	7	1		31	27	15		1														310								

336

SCHEDULE of the whole number of Persons within the Division allotted to Thomas

Name of County, City, Ward, Town, Township, Parish, Precinct, Hundred, or District.	NAMES OF HEADS OF FAMILIES.	FREE WHITE PERSONS, (INCLUDING HEADS OF FAMILIES.) MALES. Under five years of age. under 5	Of five and under ten. 5 to 10	Of ten and under fifteen. 10 to 15	Of fifteen and under twenty. 15 to 20	Of twenty and under thirty. 20 to 30	Of thirty and under forty. 30 to 40	Of forty and under fifty. 40 to 50	Of fifty and under sixty. 50 to 60	Of sixty and under seventy. 60 to 70	Of seventy and under eighty. 70 to 80	Of eighty and under ninety. 80 to 90	Of ninety and under one hundred. 90 to 100	Of one hundred and upwards. 100, &c.	FEMALES. Under five years of age. under 5	Of five and under ten. 5 to 10	Of ten and under fifteen. 10 to 15	Of fifteen and under twenty. 15 to 20	Of twenty and under thirty. 20 to 30	Of thirty and under forty. 30 to 40	Of forty and under fifty. 40 to 50	Of fifty and under sixty. 50 to 60	Of sixty and under seventy. 60 to 70	Of seventy and under eighty. 70 to 80	Of eighty and under ninety. 80 to 90	Of ninety and under one hundred. 90 to 100
Edwards	Thomas Bazden				1																					
"	Blanchy Long					1											1	1					1			
"	Thos Buchannon								1																	
"	George Williams	2	2		1			1								1	2			D	1					
"	William Hardison					1									1			1								
"	Isaac B Welch		1				1								2				1			1				
"	Henry McKinne						1												1							
"	James Cohron						1										1			1						
"	Anson Goolsby					1									2				1							
"	Alexr Jernigan	1					1								1	1			1	1						
"	Henry Hutchinson						1								2				1							
"	Jonathan McCrary					1	1																			
"	John Thames	1		1		1		1							1	2		1		1						
"	Jackson Hammuc			1			1								1	1			1							
"	Reason Arnold		2	2	1			1							1	1	1	1			1					
"	Chisley Jones				1			1									2		1	1		1				
"	Henry Tilman	2	1				1								1				1							
"	Green Stilwell	2	1			2										1			1							
"	Nicey Buttainham																		1							
"	John Slaughter	2	1				1									1	1		1							
"	Mathew McCrary						1								2				1							
"	John H Smith					1												1								
"	Whitmel Eason				1	1													1							
"	Nancy Ship				1			1														1				
"	Jesse Gregory				D	1												1								
"	Berry Edwards		2			1									2	1			1							
"	John A Moore	1				1													1							
		11	10	4	6	12	10	5	1						16	9	8	6	15	4	2	3	1			

McDonell [illegible] Marshal of the [illegible] District (or Territory) of Columbia

SLAVES.													WHITE COLORED PERSONS.												TOTAL.	WHITE PERSONS included in the foregoing.				SLAVES AND COLORED PERSONS, included in foregoing.				
MALES.						FEMALES.							MALES.						FEMALES.															
Of ten and under twenty-four.	Of twenty-four and under thirty-six.	Of thirty-six and under forty-five.	Of forty-five and under one hundred.	Of one hundred and upwards.	Under ten years of age.	Of ten and under twenty-four.	Of twenty-four and under thirty-six.	Of thirty-six and under forty-five.	Of forty-five and under one hundred.	Of one hundred and upwards.	Under ten years of age.	Of ten and under twenty-four.	Of twenty-four and under thirty-six.	Of thirty-six and under forty-five.	Of forty-five and under one hundred.	Of one hundred and upwards.	Under ten years of age.	Of ten and under twenty-four.	Of twenty-four and under thirty-six.	Of thirty-six and under forty-five.	Of forty-five and under one hundred.	Of one hundred and upwards.		Who are Deaf and Dumb, under fourteen years of age.	Who are Deaf and Dumb, of the age of fourteen and under twenty-five.	Who are Deaf and Dumb, of the age of twenty-five and upwards.	Whether blind.	ALIENS—Foreigners not naturalized.	Who are Deaf and Dumb, under fourteen years of age.	Who are Deaf and Dumb, of the age of fourteen and under twenty-five.	Who are Deaf and Dumb, of the age of twenty-five and upwards.	Who are blind.
10 to 24	24 to 36	36 to 55	55 to 100	100, &c.	under 10	10 to 24	24 to 36	36 to 55	55 to 100	100, &c.	under 10	10 to 24	24 to 36	36 to 55	55 to 100	100, &c.	under 10	10 to 24	24 to 36	36 to 55	55 to 100	100, &c.		under 14	14 to 25	25, &c.			under 14	14 to 25	25, &c.	
1	3	2	2			1	1	1	1															13								
1																								1								
																								2								
		1						1																12								
1						1	2																	7								
																								6								
	2		1			1	1	1																8								
																								3								
																								4								
																								6								
																								4								
1		1						1																5								
																								9								
																								8								
1						1	1																	11								
																								7								
2	1							1																6								
																								11								
		1																						1								
							1																	5								
			1			1	2																	3								
1							3																	1								
																								2								
																								1								
																								3								
7	7	4	4	1		5	11	4	2															168								

(No. 4.)

337

SCHEDULE of the whole number of Persons within the Division allotted to Thom

Name of County, City, Ward, Town, Township, Parish, Precinct, Hundred, or District.	NAMES OF HEADS OF FAMILIES.	FREE WHITE PERSONS, (INCLUDING HEADS OF FAMILIES.) MALES. Under five years of age.	Of five and under ten.	Of ten and under fifteen.	Of fifteen and under twenty.	Of twenty and under thirty.	Of thirty and under forty.	Of forty and under fifty.	Of fifty and under sixty.	Of sixty and under seventy.	Of seventy and under eighty.	Of eighty and under ninety.	Of ninety and under one hundred.	Of one hundred and upwards.	FEMALES. Under five years of age.	Of five and under ten.	Of ten and under fifteen.	Of fifteen and under twenty.	Of twenty and under thirty.	Of thirty and under forty.	Of forty and under fifty.	Of fifty and under sixty.	Of sixty and under seventy.	Of seventy and under eighty.	Of eighty and under ninety.	Of ninety and under one hundred.
		under 5	5 to 10	10 to 15	15 to 20	20 to 30	30 to 40	40 to 50	50 to 60	60 to 70	70 to 80	80 to 90	90 to 100	100, &c.	under 5	5 to 10	10 to 15	15 to 20	20 to 30	30 to 40	40 to 50	50 to 60	60 to 70	70 to 80	80 to 90	90 to 100
Edwards	Hardy Whelefs		1		2			1							2	2	2			1						
"	Charles Grimes	2						1								1				1						
"	David Lockhart	1	2		1	1									1				1							
"	John Evans								1											1						
"	Williamson Brooks	2	1				1									1				1						
"	John Willis		1				1								2	1	1			1						
"	John Stinson							1							1											
"	Joseph Stinson					1													1							
"	Hiram Powell	2	2	1			1								1					1			1			
"	Seaborn Webster	1	1	1	0		1								0	2	0		1	0						
"	John Stewart	1	1		1		1								2	1	1			1						
"	Levi Harden	1				1									1	1			1							
"	Robert Maugham	2	1			1		1											1							
"	Leonard H. Clark	2				1													1							
"	Thomas Weekley		1	1			1								1				1							
"	Jacob Youngblood	1	1	1			1								1	2				1						
"	Willis Cox	2				1										1			1							
"	Nicholas Sessoms								1														1			
"	William Howell	1		1	1	1			1							1	1				1					
"	John Wimberly	2			1	1									1				1							
"	Benjamin Avent	1	1				1								2				1							
"	James Morris	3		2	1			1									1	1	1							
"	Francis Nun	2				1												1								
"	Charles E. Bedell						1								2				1							
"	Samuel Halley	2				1													1							
"	Lewis Wimberly	1			1		1								1	1			1							
		29	13	7	8	10	10	5	3						18	14	6	2	14	8	1		2			

M'Donald by the Marshal of the [illegible] District (or Territory) of Georgia

SLAVES. MALES. Under ten years of age	SLAVES. MALES. Of ten and under twenty-four	SLAVES. MALES. Of twenty-four and under thirty-six	SLAVES. MALES. Of thirty-six and under fifty-five	SLAVES. MALES. Of fifty-five and under one hundred	SLAVES. MALES. Of one hundred and upwards	SLAVES. FEMALES. Under ten years of age	SLAVES. FEMALES. Of ten and under twenty-four	SLAVES. FEMALES. Of twenty-four and under thirty-six	SLAVES. FEMALES. Of thirty-six and under fifty-five	SLAVES. FEMALES. Of fifty-five and under one hundred	SLAVES. FEMALES. Of one hundred and upwards	FREE COLORED PERSONS. MALES. Under ten years of age	FREE COLORED PERSONS. MALES. Of ten and under twenty-four	FREE COLORED PERSONS. MALES. Of twenty-four and under thirty-six	FREE COLORED PERSONS. MALES. Of thirty-six and under fifty-five	FREE COLORED PERSONS. MALES. Of fifty-five and under one hundred	FREE COLORED PERSONS. MALES. Of one hundred and upwards	FREE COLORED PERSONS. FEMALES. Under ten years of age	FREE COLORED PERSONS. FEMALES. Of ten and under twenty-four	FREE COLORED PERSONS. FEMALES. Of twenty-four and under thirty-six	FREE COLORED PERSONS. FEMALES. Of thirty-six and under fifty-five	FREE COLORED PERSONS. FEMALES. Of fifty-five and under one hundred	FREE COLORED PERSONS. FEMALES. Of one hundred and upwards.	TOTAL.	WHITE PERSONS included in the foregoing. Who are Deaf and Dumb, under fourteen years of age.	WHITE PERSONS included in the foregoing. Who are Deaf and Dumb of the age of fourteen and under twenty-five.	WHITE PERSONS included in the foregoing. Who are Deaf and Dumb, of the age of twenty-five and upwards.	WHITE PERSONS included in the foregoing. Who are blind.	WHITE PERSONS included in the foregoing. ALIENS—Foreigners not naturalized	SLAVES AND COLORED PERSONS, included in foregoing. Who are Deaf and Dumb, under fourteen years of age.	SLAVES AND COLORED PERSONS, included in foregoing. Who are Deaf and Dumb of the age of fourteen and under twenty-five.	SLAVES AND COLORED PERSONS, included in foregoing. Who are Deaf and Dumb, of the age of twenty-five and upwards.	SLAVES AND COLORED PERSONS, included in foregoing. Who are blind.
		1						1																		12							
	1						2	0																		5							
																										10							
		1																								2							
																										6							
		1																								8							
1	2	1	2			5	1		3																	17							
	1					1																				4							
		1					1																			11							
0			0			0	1	0	0																	08							
1			1			2		1	1																	15							
																										5							
																										6							
	2		1			3		1																		11							
																										5							
																										8							
	1	1					2		1																	10							
																										2							
1	4	2				2	1	2	1																	21							
																										6							
																										6							
																										10							
																										4							
1	1					1	1																			8							
	1								1																	6							
4	1	2	1			2	3	1	1																	20							
3	14	8	5			16	12	6	7																	226							

(No. 4.)
338

SCHEDULE of the whole number of Persons within the Division allotted to

Names of County, City, Ward, Town, Township, Parish, Precinct, Hundred, or District.	NAMES of HEADS OF FAMILIES.	FREE WHITE PERSONS, (INCLUDING HEADS OF FAMILIES.) MALES. Under five years of age	Of five and under ten	Of ten and under fifteen	Of fifteen and under twenty	Of twenty and under thirty	Of thirty and under forty	Of forty and under fifty	Of fifty and under sixty	Of sixty and under seventy	Of seventy and under eighty	Of eighty and under ninety	Of ninety and under one hundred	Of one hundred and upwards.	FEMALES. Under five years of age	Of five and under ten	Of ten and under fifteen	Of fifteen and under twenty	Of twenty and under thirty	Of thirty and under forty	Of forty and under fifty	Of fifty and under sixty	Of sixty and under seventy	Of seventy and under eighty	Of eighty and under ninety	Of ninety and under one hundred	Of one hundred and upwards
		under 5	5 to 10	10 to 15	15 to 20	20 to 30	30 to 40	40 to 50	50 to 60	60 to 70	70 to 80	80 to 90	90 to 100	100, &c.	under 5	5 to 10	10 to 15	15 to 20	20 to 30	30 to 40	40 to 50	50 to 60	60 to 70	70 to 80	80 to 90	90 to 100	100, &c.
Edwards	Thomas Gafford	1					1									2	1				1			1			
"	William Wilkins					2				1										1							
"	William Murphy		2				1										1			1							
"	David Ship	3			1		1										1										
"	Thomas G Jordan	1	1	2				1							2	1	1			1							
"	Matthew Murphy	2	1	1			1								1					1							
"	John Tamplin					1										1	1	1		1							
"	William Durden	3	1	1			1									1	3	2									
"	Tapley Booth		1	1				1							1	2	1	1			1						
"	Joseph Hand	21			1				1												1						
"	William Planton			1	1		1													1			1				
"	Elizabeth Wilkie					1														1							
"	John Long		1	1			1									1	2			1							
"	Thomas W. M. Steed	1	1				2				1									1							
"	William Avent	2				1														1			1				
"	Hamilton Duke					1	1		1									1		1							
"	Whitmel Williams					1														1	1						
"	Jesse C Ousley						1													1							
"	William Herrit		1				1																				
		13	9	7	3	6	12	2	2	1	1				5	8	10	5	10	5	3	1	2				

...Dorrell ... the Marshal of the ... District (or Territory) of ...Georgia 1875

SLAVES.													FREE COLORED PERSONS.												TOTAL	WHITE PERSONS included in the foregoing.					SLAVES AND COLORED PERSONS, included in foregoing			
MALES.						FEMALES.							MALES.						FEMALES.														
Of ten and under twenty-four.	Of twenty-four and under thirty-six.	Of thirty-six and under forty-five.	Of forty-five and under one hundred.	Of one hundred and upwards.		Under ten years of age.	Of ten and under twenty-four.	Of twenty-four and under thirty-six.	Of thirty-six and under forty-five.	Of forty-five and under one hundred.	Of one hundred and upwards.		Under ten years of age.	Of ten and under twenty-four.	Of twenty-four and under thirty-six.	Of thirty-six and under forty-five.	Of forty-five and under one hundred.	Of one hundred and upwards.		Under ten years of age.	Of ten and under twenty-four.	Of twenty-four and under thirty-six.	Of thirty-six and under forty-five.	Of forty-five and under one hundred.	Of one hundred and upwards.								
24 to 36	36 to 45	45 to 55	55 to 100	100, &c.		under 10	10 to 24	24 to 36	36 to 45	45 to 55	55 to 100	100, &c.	under 10	10 to 24	24 to 36	36 to 45	45 to 55	55 to 100	100, &c.	under 10	10 to 24	24 to 36	36 to 45	45 to 55	55 to 100	100, &c.		Who can Read and Write, under fourteen years of age.	Who can Read and Write, of fourteen and under twenty-five.	Who can Read and Write, of twenty-five and upwards.	Who can Read.	Who can Write.	ALIENS—Foreigners, not naturalized.	Who can Read and Write, under fourteen years of age.	Who can Read and Write, of fourteen and under twenty-five.	Who can Read and Write, of twenty-five and upwards.	Who can Read.	Who can Write.
																										6									
																										4									
																										4									
																										7									
5	3	3	2			6	1	4	2	1																37									1
																										1									
																										2									
							1																			11									
2			1			1			1																	15									
																										8									
			1																							5									
			1																							2									
																										4									
																										10									
																										5									
3	3							1																		12									
																										2									
	2						1																			6									
1	1					1	2		1																	9									

(No. 4.)

339

SCHEDULE of the whole number of Persons within the Division allotted to [illegible]

Name of County, City, Ward, Town, Township, Parish, Precinct, Hundred, or District.	NAMES of HEADS OF FAMILIES.	FREE WHITE PERSONS, (INCLUDING HEADS OF FAMILIES.) — MALES													FEMALES										
		Under five years of age	Of five and under ten	Of ten and under fifteen	Of fifteen and under twenty	Of twenty and under thirty	Of thirty and under forty	Of forty and under fifty	Of fifty and under sixty	Of sixty and under seventy	Of seventy and under eighty	Of eighty and under ninety	Of ninety and under one hundred	Of one hundred and upwards	Under five years of age	Of five and under ten	Of ten and under fifteen	Of fifteen and under twenty	Of twenty and under thirty	Of thirty and under forty	Of forty and under fifty	Of fifty and under sixty	Of sixty and under seventy	Of seventy and under eighty	Of eighty and under ninety
		under 5	5 to 10	10 to 15	15 to 20	20 to 30	30 to 40	40 to 50	50 to 60	60 to 70	70 to 80	80 to 90	90 to 100	100, &c.	under 5	5 to 10	10 to 15	15 to 20	20 to 30	30 to 40	40 to 50	50 to 60	60 to 70	70 to 80	80 to 90
Dupree	Francis G Culpepper					1									3				1						
"	William L Walker					1		1									1			1					
"	Aron Saucer					1																			
"	Martin St John	1					1								1				1						
"	John T Booth	1					1								1				1						
"	Laban C Pool	1					1								2	1			1						
"	John Dupree		1		1	2			1								1		1			1			
"	Hezod Dupree								1								1					1			
"	Thomas O'Connor						1																		
"	Eli F Walker	1					1								1	1	1			1					
"	David Corter					1			1			1			1	2	1	2				1			
"	Gillam Hicks	2				3												1							
"	Thomas G Pearson	2				2	1												1						
"	Jeremiah McCoy		5	1	1			1								1		2			1				
"	Josiah Mathews	2	3	1	1			1									1	1		1					
"	Thomas A Dupree					1												1							
"	Thomas Gazemore	1	2				1								3				1						
"	John Smith	2						1								3	2	1		1					
"	Samuel Rowe					1									1				1						
"	Stephen Luneford	1				1									1				1						
"	William Langley		2	1	2			1							1		1				1				
"	Obadiah Daniel	1		1			1													1					
"	Jesse Fowler					1																			
"	Joseph Brown	1	0			1	0								1	1			1						
"	Seaborn J Thomas	1	2				1								2	2			1						
"	South Haynes		2				1								3	1	1			1					
"	Lewis Alabrook	2					1								1				1						
		19	17	4	5	16	11	5	3			1			22	12	10	8	12	6	2	3			

Counties, &c. of the District (or Territory) of Georgia 67/339

SLAVES. MALES. Under 10 years of age	10 to 24	24 to 36	36 to 55	55 to 100	100, &c.	SLAVES. FEMALES. Under 10 years of age	10 to 24	24 to 36	36 to 55	55 to 100	100, &c.	FREE COLORED PERSONS. MALES. Under 10 years of age	10 to 24	24 to 36	36 to 55	55 to 100	100, &c.	FREE COLORED PERSONS. FEMALES. Under 10 years of age	10 to 24	24 to 36	36 to 55	55 to 100	100, &c.	TOTAL.	WHITE PERSONS included in the foregoing. Deaf and Dumb under 14 years of age	Deaf and Dumb 14 to 25	Deaf and Dumb 25, &c.	Blind	ALIENS not naturalized	SLAVES AND COLORED PERSONS, included in foregoing. Deaf and Dumb under 14 years of age	Deaf and Dumb 14 to 25	Deaf and Dumb 25, &c.	Blind
	2																							5								
	2	1					2																	9								
																								1								
2	1		1			4	3		1															16								
1			1				1																	9								
			1			3	1																	13								
1						1	1		1															12								
									1															5								
1							1																	10								
	1					1	1																	9								
							1																	7								
2	3					1	1	2																21								
3	2	2	1			5	2	3																29								
																								2								
																								8								
0							0																	10								
1							1																	5								
																								4								
						1																		10								
																								4								
																								1								
1	3	2				1	2	2	1															23								
3	3	2				4	2	1																24								
																								9								
																								5								
9	16	7	4			21	17	10	4															255								

(No. 4.) 340

SCHEDULE of the whole number of Persons within the Division allotted to Th[illegible]

FREE WHITE PERSONS, (INCLUDING HEADS OF FAMILIES.)

Names of County, City, Ward, Town, Township, Parish, Precinct, Hundred, or District.	NAMES OF HEADS OF FAMILIES.	MALES: Under five years of age	Of five and under ten	Of ten and under fifteen	Of fifteen and under twenty	Of twenty and under thirty	Of thirty and under forty	Of forty and under fifty	Of fifty and under sixty	Of sixty and under seventy	Of seventy and under eighty	Of eighty and under ninety	Of ninety and under one hundred	Of one hundred and upwards	FEMALES: Under five years of age	Of five and under ten	Of ten and under fifteen	Of fifteen and under twenty	Of twenty and under thirty	Of thirty and under forty	Of forty and under fifty	Of fifty and under sixty	Of sixty and under seventy	Of seventy and under eighty	Of eighty and under ninety	Of ninety and under one hundred
		under 5	5 to 10	10 to 15	15 to 20	20 to 30	30 to 40	40 to 50	50 to 60	60 to 70	70 to 80	80 to 90	90 to 100	100, &c.	under 5	5 to 10	10 to 15	15 to 20	20 to 30	30 to 40	40 to 50	50 to 60	60 to 70	70 to 80	80 to 90	90 to 100
Dupreis	William Thornton	2				1													1							
"	James Anderson	1	1	1				1							1	2	2		0	1						
"	John Zellner	3	1				1									1				1						
"	James Trawick	1				1									2				1							
"	John J Pritt	2	1	1			1								1	1				1						
"	John Gay	1	1	1	1			1							2		2	1		1						
"	James R Bozeman	1	1				1								1					1						
"	Alexr. Cadenhead				1				1									1				1				
"	Zadoc Lewis	3		2	1			1							2		1			1						
"	Joseph B Anthony	2				1													1							
"	David P Bush	1	1				1								1				1				1			
"	Gerrington Rasor						1																			
"	Benjamin Marshall	1	2	1				1							1					1	1					
"	Samuel Hopkins	1	1	1			1								1	1			1							
"	Alexander Calhoun					2										1			1							
"	James Peed	3			1	1													1			1				
"	Levi L Walker	2	3	2	1		1								1	1				1						
"	John G. Hays	1				1									1	1			1							
"	Robert Williams					1									1				1							
"	Peyton Parker	3				1													1							
"	Robert Duke	1	1	2	1			1							1	1	1				1					
"	George Ellison	2	2		1		1									1				1						
"	John C Boynton	3				1													1							
"	George Crouch		1		1		1													1						
"	Drury Averett		2					1							1		2				1					
"	Zachariah House						1										1			1						
"	Simeon Parten					1																				
		34	18	11	8	11	10	6	1						17	8	9	2	11	11	3	2	1			

Mc Donald ... District (or Territory) of Georgia

SLAVES.										FREE COLORED PERSONS.										TOTAL.	WHITE Persons included in the foregoing.								
MALES.					FEMALES.					MALES.					FEMALES.														
Under 10 Years of Age	Above 10 and under 24 Years of Age	Above 24 and under 36 Years of Age	Above 36 and under 100 Years of Age	100 Years of Age and upwards	Under 10 Years of Age	Above 10 and under 24 Years of Age	Above 24 and under 36 Years of Age	Above 36 and under 100 Years of Age	100 Years of Age and upwards	Under 10 Years of Age	Above 10 and under 24 Years of Age	Above 24 and under 36 Years of Age	Above 36 and under 100 Years of Age	100 Years of Age and upwards	Under 10 Years of Age	Above 10 and under 24 Years of Age	Above 24 and under 36 Years of Age	Above 36 and under 100 Years of Age	100 Years of Age and upwards		Under 14 Years of Age	Above 14 and under 26 Years of Age				Under 14 Years of Age	Above 14 and under 26 Years of Age		
	1				1	2	1													9								
1	2	1			3		1	1												21								
2					1	1														11								
1					1	1														8								
2	1				1	2														14								
																				11								
																				5								
1	1					1														7								
																				11								
																				4								
2	1				3	1	3													24								
																				1								
2					1			1												12								
					1															8								
																				4								
																				7								
								1												13								
	1						1													3								
																				5								
																				10								
1	1																			10								
2	1	2			3	2	1													16								
						1														5								
1																				9								
1																				4								
																				1								
13	9	1			15	11	4	3												240								

(No. 4.)

341

SCHEDULE of the whole number of Persons within the Division allotted to Thom[illegible]

Name of County, City, Ward, Town, Township, Parish, Precinct, Hundred, or District.	NAMES OF HEADS OF FAMILIES.	FREE WHITE PERSONS, (INCLUDING HEADS OF FAMILIES.) MALES. Under five years of age.	Of five and under ten.	Of ten and under fifteen.	Of fifteen and under twenty.	Of twenty and under thirty.	Of thirty and under forty.	Of forty and under fifty.	Of fifty and under sixty.	Of sixty and under seventy.	Of seventy and under eighty.	Of eighty and under ninety.	Of ninety and under one hundred.	Of one hundred and upwards.	FEMALES. Under five years of age.	Of five and under ten.	Of ten and under fifteen.	Of fifteen and under twenty.	Of twenty and under thirty.	Of thirty and under forty.	Of forty and under fifty.	Of fifty and under sixty.	Of sixty and under seventy.	Of seventy and under eighty.	Of eighty and under ninety.	Of ninety and under one hundred.
		under 5	5 to 10	10 to 15	15 to 20	20 to 30	30 to 40	40 to 50	50 to 60	60 to 70	70 to 80	80 to 90	90 to 100	100, &c.	under 5	5 to 10	10 to 15	15 to 20	20 to 30	30 to 40	40 to 50	50 to 60	60 to 70	70 to 80	80 to 90	90 to 100
Duprees	William Booth	1				1		1									2	3			1					
"	Archibald Calhoun					1													1							
"	Reuben Maxwell	1	1				1								2	1			1							
"	Zach: Wimberly		1						1								1	2			1					
"	Thomas Sanders			1			1									1			1							
"	Charles Menafee			1	1	1		1		1								1				1				
"	Henry Pennington	1					1												1							
"	James P. Shackelford	1			1	1													1							
"	William Brooks	12				1									1					1						
"	Benjamin Ellis	2					1												1							
"	Sarah Spivey	1																	1							
"	James Crouch						1													1						
"	William Strother	3					1								1	1				1						
"	William Booth Jr		1			1													1							
"	Middleton Payne	1	2	1			1										1	1	1							
"	James Liverman	1				1												1								
"	James H. Cook					1													1							
"	Thomas V. Miller				1	1													1							
"	Barney Goslin					1									1			1								
"	Mason C. McClendon			1		1			1							1	1	1			1					
"	Simeon Parker					1													1							
"	Nancy Wright		1	2														1		1						
"	Isaac Goggins	1				2										1	1		1							
"	Samuel Barron		1		1		1									2				1						
"	James Pearson					1												1								
"	Simeon Deloach					1													1							
"	John Walker	1				1									1				1							
		16	7	6	4	17	8	2	2	1					6	7	6	12	15	5	3	1				

McDowell County, Northern District, Virginia, to the District (or Territory) of Georgia, 1871

SLAVES.													FREE COLORED PERSONS.												TOTAL	WHITE PERSONS included in the foregoing.				SLAVES AND COLORED PERSONS, included in foregoing.			
MALES.						FEMALES.							MALES.						FEMALES.														
Under 10 years of age.	10 to 24 years of age.	25 to 44 years of age.	45 to 100 years of age.	100 years of age and upwards.	Under 10 years of age.	10 to 24 years of age.	25 to 44 years of age.	45 to 100 years of age.	100 years of age and upwards.				Under 10 years of age.	10 to 24 years of age.	25 to 44 years of age.	45 to 100 years of age.	100 years of age and upwards.		Under 10 years of age.	10 to 24 years of age.	25 to 44 years of age.	45 to 100 years of age.	100 years of age and upwards.									
																									9							
	1				2	2																			2							
																									12							
																									6			1				
6	4	3	2	2		4	3	1	2	3															4							
						1																			37							
																									4							
																									4							
																									5							
																									4							
																									2							
																									2							
																									1							
																									3							
																									8							
																									3							
																									2							
																									3							
																									3							
3	4	1	1		5	1	2	1																	25							
1	0	2			2		1																		8							
																									5							
																									6							
																									6							
																									2							
																									2							
																									4							
8	7	3	3		14	6	4	3	3																178			1				

(No. 6.)

342

SCHEDULE of the whole number of Persons within the Division allotted to Thom

Name of County, City, Ward, Town, Township, Parish, Precinct, Hundred, or District.	NAMES OF HEADS OF FAMILIES.	FREE WHITE PERSONS, (INCLUDING HEADS OF FAMILIES.) MALES. Under five years of age.	Of five and under ten.	Of ten and under fifteen.	Of fifteen and under twenty.	Of twenty and under thirty.	Of thirty and under forty.	Of forty and under fifty.	Of fifty and under sixty.	Of sixty and under seventy.	Of seventy and under eighty.	Of eighty and under ninety.	Of ninety and under one hundred.	Of one hundred and upwards.	FEMALES. Under five years of age.	Of five and under ten.	Of ten and under fifteen.	Of fifteen and under twenty.	Of twenty and under thirty.	Of thirty and under forty.	Of forty and under fifty.	Of fifty and under sixty.	Of sixty and under seventy.	Of seventy and under eighty.	Of eighty and under ninety.	Of ninety and under one hundred.
		under 5	5 to 10	10 to 15	15 to 20	20 to 30	30 to 40	40 to 50	50 to 60	60 to 70	70 to 80	80 to 90	90 to 100	100, &c.	under 5	5 to 10	10 to 15	15 to 20	20 to 30	30 to 40	40 to 50	50 to 60	60 to 70	70 to 80	80 to 90	90 to 100
Duprus	John Haynes					1										1			1							1
"	James Motley	1	1				1									2	2	1		1						
"	Samuel Haynes	1				1										1			1							
"	John Sims	2		1			1										2	1		1						
"	Paily C. Duke	1					1								1				1							
"	Seaborn Duke					1																				
"	Turner Alford	2					1												1							
"	Edward Nix	3					1												1							
"	Johnston Baber					1																				
"	James Boggs	1			2	1		1								1	3	1			1					
"	William Robinson	2	1				1									1	2	1		1						
"	Thomas Crowley					3													1							
"	Jesse Noble	1				1									1	1		1		1						
"	James Y Walker	2						1							3	1			1							
"	James Primrose	2				1									2	1			1							
"	Ozzy Langley					1									2				1							
"	William Simmons	0				0	1								0	1			1							
"	Isaac Simmons									1									1	1	1					
"	John Simmons	1				1									2				1							
"	Alexr. Robinson				1			1							1	3	2	2	1		1					
"	Asa Alsabrook	3	2					1								1	1	1		1						
"	Josiah Mangham			2	1				1								1					1				
"	Mager Waldrop	2				1													1							
"	William Edwards		1						1										1							
"	Thomas Nix					1													1							
"	Julius C. Alford					1													1							
"	Job Alford					1				1													1			
		24	5	3	4	16	7	4	2	2					12	14	13	8	17	6	3	1	1			

Dowell [illegible] [illegible] to [illegible] District (or Territory) of [illegible]

Slaves: Males: Of [illegible]	Of twenty-four and under thirty-six	Of thirty-six and under fifty-five	Of fifty-five and under one hundred	Of one hundred and upwards	Females: Under ten years of age	Of ten and under twenty-four	Of twenty-four and under thirty-six	Of thirty-six and under fifty-five	Of fifty-five and under one hundred	Of one hundred and upwards	Free colored persons: Males: Under ten years of age	Of ten and under twenty-four	Of twenty-four and under thirty-six	Of thirty-six and under fifty-five	Of fifty-five and under one hundred	Of one hundred and upwards	Females: Under ten years of age	Of ten and under twenty-four	Of twenty-four and under thirty-six	Of thirty-six and under fifty-five	Of fifty-five and under one hundred	Of one hundred and upwards	Total	White persons in [illegible]: [illegible]	[illegible]	[illegible]	[illegible]	[illegible]	Slaves and colored persons, excluded in foregoing: [illegible]	[illegible]	[illegible]	[illegible]
[illegible]	24 to 36	36 to 55	55 to 100	100, &c.	under 10	10 to 24	24 to 36	36 to 55	55 to 100	100, &c.	under 10	10 to 24	24 to 36	36 to 55	55 to 100	100, &c.	under 10	10 to 24	24 to 36	36 to 55	55 to 100	100, &c.		under 14	14 to 26	26 to 45	45 to 100		under 14	14 to 26	26, &c.	
1						1																	5									
1					1																		11									
					1																		5									
																							8									
																							4									
																							1									
																							4									
																							5									
																							1									
																							11									
																							9									
					1																		5									
																							6									
																							8									
							1																8									
																							4									
																							3									
									X														5									
																							5									
					2	1																	16									
																							10									
																							6									
																							4									
																							3									
																							2									
																							2									
																							3									
2					5	2	1		1														154									

(No. 6.) 343

SCHEDULE of the whole number of Persons within the Division allotted to Thom[illegible]

Name of County, City, Ward, Town, Township, Parish, Precinct, Hundred, or District.	NAMES OF HEADS OF FAMILIES.	FREE WHITE PERSONS, (INCLUDING HEADS OF FAMILIES.) MALES. Under five years of age	Of five and under ten	Of ten and under fifteen	Of fifteen and under twenty	Of twenty and under thirty	Of thirty and under forty	Of forty and under fifty	Of fifty and under sixty	Of sixty and under seventy	Of seventy and under eighty	Of eighty and under ninety	Of ninety and under one hundred	Of one hundred and upwards	FEMALES. Under five years of age	Of five and under ten	Of ten and under fifteen	Of fifteen and under twenty	Of twenty and under thirty	Of thirty and under forty	Of forty and under fifty	Of fifty and under sixty	Of sixty and under seventy	Of seventy and under eighty	Of eighty and under ninety
		under 5	5 to 10	10 to 15	15 to 20	20 to 30	30 to 40	40 to 50	50 to 60	60 to 70	70 to 80	80 to 90	90 to 100	100, &c.	under 5	5 to 10	10 to 15	15 to 20	20 to 30	30 to 40	40 to 50	50 to 60	60 to 70	70 to 80	80 to 90
Dupree	Clinton Alford	2				1									1				1						
"	Henry P. Butcher		2				1								1	3		1	1						
"	John McClung	1	2			1									2				1						
"	Daniel Bridges	2					1								1				1						
"	Isham Corley	1	2			1									1					1					
"	Archibald McRea	1	2			1													1						
"	William N. Dupree	2					1													1					
"	Ephraim McGee		1	1		1		1								1		1			1				
"	Benjamin Smith					1									3				1						
"	Shadrach Stilwell				3					1									1	1					
"	Allen Stilwell	1				1									1				1						
"	William Wilkins	2				1										1			1						
"	Joel Moore			2	2					1												1			
"	Rebecca Nix		1			1																	1		
		12	10	3	5	9	3	1		2					10	5		2	9	3	1	1	1		
Palyeus	James Mason						1		1						2	1	1			1					
"	Leonard P. Breedlove					1										1	1	1	1						
"	John E. Disharoon						1												1						
"	Wiley Murphy	1					1								2				1						
"	Martin Champion	1		2			2											1							
"	Saml. H. Davis	2		1			1								2	1	1		1		1				
"	Howell Wells					1									3				1						
"	John M. Dozier	1		1				1							2	1	1			1					
"	John Pope			1	2				1												1				
"	Edmund Jennett	1		1				1							3	2				1					
"	Wiley Squires	2					1									1			1						
		8		6	2	2	7	2	2						14	7	4	2	6	3	2				

McDonald [illegible] Return of the Whole Number of Persons within the [illegible] Georgia 6 Y 313

SLAVES. MALES. Of the age of 14 years and under 24	24 to 36	36 to 55	55 to 100	100, &c.	FEMALES. Under the age of 14 years	14 to 24	24 to 36	36 to 55	55 to 100	100, &c.	FREE COLORED PERSONS. MALES. Under the age of 14 years	14 to 25	25 to 45	45 to 100	100, &c.	FEMALES. Under the age of 14 years	14 to 25	25 to 45	45 to 100	100, &c.	TOTAL.	WHITE PERSONS included in the foregoing. Whites Deaf and Dumb under the age of 14 years	Whites Deaf and Dumb of the age of 14 years and under 25	Whites Deaf and Dumb of the age of 25 years and upwards	Whites blind	Aliens—Foreigners not naturalized	SLAVES AND COLORED PERSONS included in foregoing. Slaves Deaf and Dumb under the age of 14 years	Slaves Deaf and Dumb of the age of 14 years and under 25	Slaves Deaf and Dumb of the age of 25 years and upwards	Slaves blind
																					5								
																					9								
																					15								
																					6								
																					5								
																					5								
																					7								
																					6								
																					6								
																					4								
																					5								
																					6								
																					3								
																					79								
	1					1																							
																					22								
3	5	1	1		2	1	1	1													17								
1		5			1	1	3	1													12								
	3				4		1														5								
																					1								
1																					1								
	1												1								11								
																					6								
																					5								
																					5								
																					9								
																					5								
1	9	6	1			8	2	5	2				1								112								

(Nº 4.) 344

SCHEDULE of the whole number of Persons within the District allotted to Thomas

Name of County, City, Ward, Town, Township, Parish, Precinct, Hundred, or District.	NAMES of HEADS OF FAMILIES.	FREE WHITE PERSONS, (INCLUDING HEADS OF FAMILIES.) — MALES														FREE WHITE PERSONS, (INCLUDING HEADS OF FAMILIES.) — FEMALES														SLAVES
		Under five years of age	Of five and under ten	Of ten and under fifteen	Of fifteen and under twenty	Of twenty and under thirty	Of thirty and under forty	Of forty and under fifty	Of fifty and under sixty	Of sixty and under seventy	Of seventy and under eighty	Of eighty and under ninety	Of ninety and under one hundred	Of one hundred and upwards	Under five years of age	Of five and under ten	Of ten and under fifteen	Of fifteen and under twenty	Of twenty and under thirty	Of thirty and under forty	Of forty and under fifty	Of fifty and under sixty	Of sixty and under seventy	Of seventy and under eighty	Of eighty and under ninety	Of ninety and under one hundred	Of one hundred and upwards	
		under 5	5 to 10	10 to 15	15 to 20	20 to 30	30 to 40	40 to 50	50 to 60	60 to 70	70 to 80	80 to 90	90 to 100	100, &c.	under 5	5 to 10	10 to 15	15 to 20	20 to 30	30 to 40	40 to 50	50 to 60	60 to 70	70 to 80	80 to 90	90 to 100	100, &c.	
Talbot	Cyrus Cogburn			2	1	1		1									1	1			1							
"	Miriam Millicans	5				1													1									
"	Jeremiah Merrick	3					1												1									
"	John Adams	5														3			1									
"	Garrett Hindman			1				1									1	1		0	1							
"	William Carden	3				1														1								
"	Henry Reves	1	1				1								2													
"	John Tilney	1	1		2		1										3											
"	Littleton C Pearson						1											1		1								
"	Richard C Davis	1				1									2				1									
"	Andrew Sears	1	2			2									1				1									
"	Goldsmith Craig	1					1								2	1			1									
"	Thomas Babiew	2	1			1													1									
"	Thomas Howard				1			1							1				1									
"	Isaac Clayton	2	2				1								1					1	1			1				
"	Wiley Buckner	1			1			1							1		1	1	1		1							
"	James Coyles						1												1									
"	John Bennett							1								1					1			1				
"	Reddick Mapes				1			1													1							
"	Joel Mizels	2	1				1									1	1		1									
"	Josiah Layfield	1	1	1	1				1									2	2									
"	Chesley Pearson	1	2				1								2				1									
"	William Carmack	1	1	1	2	1		1							2	1	1	2			1							
"	Isaac Ellis				1		1										1				1			1				
"	Charles Lynum					1												1	1					1				
"	Chesly P. Price				1	1																						
"	Mark S. Nimmac						1																					
		28	12	6	11	10	11	6	2	1					14	7	9	9	13	4	6		2	2				

McDowell [illegible] Districts (or Territory) of Georgia 687

SLAVES. MALES. Under ten years of age.	Of ten and under twenty-four.	Of twenty-four and under thirty-six.	Of thirty-six and under fifty-five.	Of fifty-five and under one hundred.	Of one hundred and upwards.	FEMALES. Under ten years of age.	Of ten and under twenty-four.	Of twenty-four and under thirty-six.	Of thirty-six and under fifty-five.	Of fifty-five and under one hundred.	Of one hundred and upwards.	FREE COLORED PERSONS. MALES. Under ten years of age.	Of ten and under twenty-four.	Of twenty-four and under thirty-six.	Of thirty-six and under fifty-five.	Of fifty-five and under one hundred.	Of one hundred and upwards.	FEMALES. Under ten years of age.	Of ten and under twenty-four.	Of twenty-four and under thirty-six.	Of thirty-six and under fifty-five.	Of fifty-five and under one hundred.	Of one hundred and upwards.	TOTAL.	WHITE PERSONS included in the foregoing. Who are Deaf and Dumb, under fourteen years of age.	Who are Deaf and Dumb, of the age of fourteen and under twenty-five.	Who are Deaf and Dumb, of twenty-five and upwards.	Who are blind.	ALIENS—Foreigners not naturalized.	SLAVES AND COLORED PERSONS, included in foregoing. Who are Deaf and Dumb, under fourteen years of age.	Who are Deaf and Dumb, of the age of fourteen and under twenty-five.	Who are blind.
under 10	10 to 24	24 to 36	36 to 55	55 to 100	100, &c.	under 10	10 to 24	24 to 36	36 to 55	55 to 100	100, &c.	under 10	10 to 24	24 to 36	36 to 55	55 to 100	100, &c.	under 10	10 to 24	24 to 36	36 to 55	55 to 100	100, &c.		under 14	14 to 25	25, &c.			under 14	14 to 25	25, &c.
				1																				9								
																								1								
																								5								
5	7					4	2																	20								
																								6								
																								1								
							2																	8								
																								5								
																								3								
	1			1			1																	8								
																								7								
																								6								
																								5								
																								4								
																								8								
																								7								
																								2								
																								3								
						1																		4								
	1						1																	9								
																								9								
																								7								
																								14								
																								5								
																								4								
3	2	1				1		1																10								
																								1								
8	5	1		2		6	6	1																174								

345

SCHEDULE of the whole number of Persons within the District allotted to Thomas

Name of County, City, Ward, Town, Township, Parish, Precinct, Hundred, or District.	NAMES OF HEADS OF FAMILIES.	FREE WHITE PERSONS, (INCLUDING HEADS OF FAMILIES.) MALES. Under five years of age.	Of five and under ten.	Of ten and under fifteen.	Of fifteen and under twenty.	Of twenty and under thirty.	Of thirty and under forty.	Of forty and under fifty.	Of fifty and under sixty.	Of sixty and under seventy.	Of seventy and under eighty.	Of eighty and under ninety.	Of ninety and under one hundred.	Of one hundred and upwards.	FEMALES. Under five years of age.	Of five and under ten.	Of ten and under fifteen.	Of fifteen and under twenty.	Of twenty and under thirty.	Of thirty and under forty.	Of forty and under fifty.	Of fifty and under sixty.	Of sixty and under seventy.	Of seventy and under eighty.	Of eighty and under ninety.	Of ninety and under one hundred.
		under 5	5 to 10	10 to 15	15 to 20	20 to 30	30 to 40	40 to 50	50 to 60	60 to 70	70 to 80	80 to 90	90 to 100	100, &c.	under 5	5 to 10	10 to 15	15 to 20	20 to 30	30 to 40	40 to 50	50 to 60	60 to 70	70 to 80	80 to 90	90 to 100
Balyeus	John Maples							1														1				
"	Benjamin Searcy				1		1													1						
"	William Adams									1													1			
"	Nathaniel Brown			1				1									1				1					
"	Benjamin Rhodes						1								1			1								
"	Ephraim Renfro				1	1		1							2	2		2	2	1						
"	John Pratt	2		1		2			1							3	1	2	1							
"	George D. Hays		1			2			1									1	2				1			
"	Robert Atkins	1	1	2	1			1							2	2		1		1						
"	[illegible] Mullins				1			1							2			1		1						
"	Edward Howard			1			1											1								
"	Levin Lafield					1												1								
"	William Pearson					1													1							
"	Nixon Mahon			2		1		1								2		1		1						
"	Benjamin Lokay			1		2			1							1	1	1			1					
"	William Jenks		1		1	1			1						1	1		1			1					
"	David Lockhart	1	1		1	1	1								1	1				1						
"	Stephen Reeves	1	2	1		2			1										1			1				
"	Sarah Whatley		1	1											1	1	2	1		1						
"	Upsey Moore	X				1									1			1								
		6	X	10	6	15	4	6	5	1					11	13	5	15	X	X	3	2	2			

SLAVES.												FREE COLORED PERSONS.												TOTAL.	WHITE PERSONS included in the foregoing.					SLAVES AND COLORED PERSONS included in foregoing.				
MALES.						FEMALES.						MALES.						FEMALES.															
Under one year of age.	One and under two years.	Two and under ten years.	Ten and under twenty-four years.	Twenty-four and under thirty-six years.	Thirty-six and under one hundred years.	Under one year of age.	One and under two years.	Two and under ten years.	Ten and under twenty-four years.	Twenty-four and under thirty-six years.	Thirty-six and under one hundred years.	Under one year of age.	One and under two years.	Two and under ten years.	Ten and under twenty-four years.	Twenty-four and under thirty-six years.	Thirty-six and under one hundred years.	Under one year of age.	One and under two years.	Two and under ten years.	Ten and under twenty-four years.	Twenty-four and under thirty-six years.	Thirty-six and under one hundred years.		Under 14 years of age.	14 and under 25.	25 and under 45.	45 and upwards.	Whites blind.	Under 14 years of age.	14 and under 25.	25 and under 45.	45 and upwards.
																								3									
	2	2					2	2																11									
1		1	1	1		1	1	1	1															10									
						1																		1									
																								11									
1	1					3	3	1		1														12									
																								23									
																								5									
																								12									
																								6									
						1																		3									
1	2					3		2																2									
																								3									
																								5									
2	2	3				3	3		2															16									
																								8									
	1		1			1	1																	23									
																								13									
																								8									
																								4									

(No. 4.) 346

SCHEDULE of the whole number of Persons with[illegible] entitled to [illegible]

Name of County, City, Ward, Town, Township, Parish, Precinct, Hundred, or District.	NAMES of HEADS OF FAMILIES.	FREE WHITE PERSONS, (INCLUDING HEADS OF FAMILIES.) MALES. Under five years of age.	Of five and under ten.	Of ten and under fifteen.	Of fifteen and under twenty.	Of twenty and under thirty.	Of thirty and under forty.	Of forty and under fifty.	Of fifty and under sixty.	Of sixty and under seventy.	Of seventy and under eighty.	Of eighty and under ninety.	Of ninety and under one hundred.	Of one hundred and upwards.	FEMALES. Under five years of age.	Of five and under ten.	Of ten and under fifteen.	Of fifteen and under twenty.	Of twenty and under thirty.	Of thirty and under forty.	Of forty and under fifty.	Of fifty and under sixty.	Of sixty and under seventy.	Of seventy and under eighty.	Of eighty and under ninety.	Of ninety and under one hundred.	[illegible]
		under 5	5 to 10	10 to 15	15 to 20	20 to 30	30 to 40	40 to 50	50 to 60	60 to 70	70 to 80	80 to 90	90 to 100	100, &c.	under 5	5 to 10	10 to 15	15 to 20	20 to 30	30 to 40	40 to 50	50 to 60	60 to 70	70 to 80	80 to 90	90 to 100	[illegible]
Burke	William T Burk	2			1	1	1								1				1		1			1			
"	John Tamplin	2		2	1			2							1		1			1			1				
"	James Mc Innale								1									2				1					
"	Wright Peacock	1	1				1								1	1				1							
"	James B Waller	1	3				1								1				1	1							
"	Richard P Rucker	1					1								2	1											
"	John Flanningham	3					1																				
"	William Rushing	1	1				1								1	1	1	1		1							
"	Sylvester S Rodney	1					1								1	3			1								
"	Moulton Peacock						1								1		1		1	1							
"	John Gardner	1	1				1								2	2			1								
"	George A Lamb					1												1									
"	Joseph Chandler	1	2			1									2				1								
"	John Faulkner	2	2				1									1	1	1	1	1							
"	Hannah Atkins																		1								
"	Jeremiah Smith		1	1	1		1									1	1			1							
"	John Peacock	1	1				1								1	1	1		1								
"	Charles McCarthy		1				1				1					1				1							
"	Hampton Dickerson	2				1													1								
"	John Carson						1																				
"	Ichabod Cox			1	1					1							1	1				1					
"	William McCarra					1																					
"	John McMichael					1												1									
"	Harris Slade		2				1												2								
"	Joseph Riley		2	1	1				1								1			1							
"	Archibald Gray	1		2		1		1								1				1							
"	Rodesa Bryant			1		2											1	2			1						
		17	17	8	5	9	15	3	1	2	1				14	13	9	9	12	9	2	2		1			

McDowell [illegible] District (or Territory) of Georgia (69)

346

SLAVES. Males: Under ten years of age	Of ten and under twenty-four	Of twenty-four and under thirty-six	Of thirty-six and under fifty-five	Of fifty-five and under one hundred	Of one hundred and upwards	Females: Under ten years of age	Of ten and under twenty-four	Of twenty-four and under thirty-six	Of thirty-six and under fifty-five	Of fifty-five and under one hundred	Of one hundred and upwards	FREE COLORED PERSONS. Males: Under ten years of age	Of ten and under twenty-four	Of twenty-four and under thirty-six	Of thirty-six and under fifty-five	Of fifty-five and under one hundred	Of one hundred and upwards	Females: Under ten years of age	Of ten and under twenty-four	Of twenty-four and under thirty-six	Of thirty-six and under fifty-five	Of fifty-five and under one hundred	Of one hundred and upwards	TOTAL	WHITE PERSONS included in the foregoing: Who are Deaf and Dumb, under fourteen years of age	Who are Deaf and Dumb, of the age of fourteen and under twenty-five	Who are Deaf and Dumb, of the twenty-five and upwards	Who are blind	ALIENS—Foreigners not naturalized	SLAVES AND COLORED PERSONS included in foregoing: Who are Deaf and Dumb, under fourteen years of age	Who are Deaf and Dumb, of the age of fourteen and under twenty-five	Who are blind	Who are blind
1	1	1				4	1	3																19									
	2	2	1			3	2																	21									
																								4									
																								6									
																								7									
1						3			1															11									
																								1									
1	2							1																12									
1								1																9									
																								4									
																								8									
																								2									
																								7									
																								10									
																								1									
																								7									
																								7									
																								5									
																								4									
1		1				4	1	1																9									
3	2	2	1			1	1	4																20									
																								1									
1			1			1	2																	7									
	1																							6									
4	1		2			6	3	3	1															27									
3	3	3	4			4	3	2																29									
																								7									
[illegible]	12	9	9			26	13	15	2															251									

347

SCHEDULE of the whole number of Persons within the District allotted to Thomas

Name of County, City, Ward, Town, Township, Parish, Precinct, Hundred, or District.	NAMES OF HEADS OF FAMILIES.	FREE WHITE PERSONS, (INCLUDING HEADS OF FAMILIES.) MALES. Under five years of age.	Of five and under ten.	Of ten and under fifteen.	Of fifteen and under twenty.	Of twenty and under thirty.	Of thirty and under forty.	Of forty and under fifty.	Of fifty and under sixty.	Of sixty and under seventy.	Of seventy and under eighty.	Of eighty and under ninety.	Of ninety and under one hundred.	Of one hundred and upwards.	FEMALES. Under five years of age.	Of five and under ten.	Of ten and under fifteen.	Of fifteen and under twenty.	Of twenty and under thirty.	Of thirty and under forty.	Of forty and under fifty.	Of fifty and under sixty.	Of sixty and under seventy.	Of seventy and under eighty.	Of eighty and under ninety.	Of ninety and under one hundred.
		under 5	5 to 10	10 to 15	15 to 20	20 to 30	30 to 40	40 to 50	50 to 60	60 to 70	70 to 80	80 to 90	90 to 100	100, &c.	under 5	5 to 10	10 to 15	15 to 20	20 to 30	30 to 40	40 to 50	50 to 60	60 to 70	70 to 80	80 to 90	90 to 100
Burke	John J. Jones	1	1	1			1								1	1				1						
"	Thomas Arnold	1				1									1					1						
"	Allen Mathews					1												1								
"	Mary Willingham			2		1										1		1				1				
"	Newman H. Clayton					1												1								
"	Zachariah Boothe									1											1					
"	Allen Brooks	1				1									1				1							
"	Elbert Burns	2	1				1								1	1				1						
"	Edward Weaver		2					1							2		1	1		1						
"	William McDaniel	1				1		1							1		1	1			1					
"	Benjamin Braswell		2			1	1											1								
"	Jesse Braswell		1							1									1							
"	Pleasant Gresham	1			1	1										2			1							
"	William McKinne	2	1				1									2				1						
"	Richard B. Hudgens	1	1			1													1							
"	John C. Short	1				1												1								
"	Howell Short	1					1								1				1							
"	Nancy Lamb			1	2										1	2	1				1					
"	John H. Moore						1								2				1							
"	Abner Singleton	2	1	2			1										1			1						
"	William Upery	2					1								1	1	1		1							
"	David Lawson	1	1	2			1								1	1		1		1						
"	John Solomon	2	1				1								1	1			1							
"	William K. Singleton					1			1													1				
"	Charles Kemp	2					1								1				1							
		21	10	8	3	11	11	2	1	2					15	12	5	8	9	7	3	2				

Mc Dowell County — [illegible] — District (or Township) of Lewis — 1823

347

SLAVES. MALES. Under 10 years of age	10 to 16	16 to 26	26 to 45	45 to 100	100, &c.	FEMALES. Under 10 years of age	10 to 16	16 to 26	26 to 45	45 to 100	100, &c.	FREE COLORED PERSONS. MALES. Under 10 years of age	10 to 24	24 to 36	36 to 55	55 to 100	100, &c.	FEMALES. Under 10 years of age	10 to 24	24 to 36	36 to 55	55 to 100	100, &c.	TOTAL.	WHITE PERSONS included in this Enumeration. Who are Deaf and Dumb, under fourteen years of age	14 to 25	25, &c.	Who are blind	Who are Deaf and Dumb, and blind	SLAVES AND FREE COLORED PERSONS. Who are Deaf and Dumb, under fourteen years of age	14 to 25	25, &c.	Who are blind
																								1								
	2					1																		4								
8	5	4	3			8	6	5	3	1	1													46								
			1				1																	11								
																								5								
																								1								
																								3								
																								3								
																								6								
	1																							8								
																								4								
						1																		4								
	1						1																	6								
																								8								
																								4								
																								8								
	1						1																	10								
																								9								
																								1								
																								3								
																								5								
8	9	5	3			11	9	5	3	1	1													185								

NAME
OF
HEADS OF FAMILIES

	MALES														FEMALES										
	Under 5 years of age	5 and under 10	10 and under 15	15 and under 20	20 and under 30	30 and under 40	40 and under 50	50 and under 60	60 and under 70	70 and under 80	80 and under 90	90 and under 100	100 and upwards		Under 5 years of age	5 and under 10	10 and under 15	15 and under 20	20 and under 30	30 and under 40	40 and under 50	50 and under 60	60 and under 70	70 and under 80	80 and upwards
	under 5	5 to 10	10 to 15	15 to 20	20 to 30	30 to 40	40 to 50	50 to 60	60 to 70	70 to 80	80 to 90	90 to 100	100 to 110	110 to 120	under 5	5 to 10	10 to 15	15 to 20	20 to 30	30 to 40	40 to 50	50 to 60	60 to 70	70 to 80	80 to 90
[illegible] William Maddux							1															1			
Stephen Parker	2		1				1								2	1	2	1			1				
" Mitchell Hays	2	1		1		1									1	2			1		1				
" Perry Sarman	1		2		1		1								2	1	1	1	1		1				
" Enoch Knight	1				1													1							
" Jesse Matthews				1	1		1											1			1				
" John McCrary		1	1				1								2	2				1					
" William Winslow	2	2					1								1			1		1					
" Frederick Pitts		1		1	1														1						
" George Bland	2						1								2	2					1				
" Joseph Merchant	2					1									1					1					
" John F. Myrick						1									2	1				1					
" Williams Blakey	3				1										1				1						
" Thomas Beall					1													1							
" Henry Beall		1		2			1											1							
" Silas Stephens	2	1					1									1		1		1					
" Sarah McCants			1	1	2															1				1	
" Alexander McCants		1			1													1							
" Thomas Ussery	2		1					1												1					
" George Palmore	1		3	2			1		1						1	1					1				
[illegible] James Wilson	1					1									1	1	1			1					
	21	8	9	8	9	4	9	1	1						16	12	4	7	6	7	5	1	1		

McDowell County, [illegible] District (or Township) [illegible]

SLAVES.												FREE COLORED PERSONS.												TOTAL.	WHITE PERSONS included in the foregoing.				SLAVES AND FREE COLORED PERSONS included in the foregoing.			
MALES.						FEMALES.						MALES.						FEMALES.												
Of 24 and under 36 years of age.	Of 36 and under 55 years of age.	Of 55 and under 100 years of age.	Of 100 and under 200 years of age.	Of 200 and upwards.	Under 10 years of age.	Of 10 and under 24 years of age.	Of 24 and under 36 years of age.	Of 36 and under 55 years of age.	Of 55 and under 100 years of age.	Of 100 and upwards.	Under 10 years of age.	Of 10 and under 24 years of age.	Of 24 and under 36 years of age.	Of 36 and under 55 years of age.	Of 55 and under 100 years of age.	Of 100 and upwards.	Under 10 years of age.	Of 10 and under 24 years of age.	Of 24 and under 36 years of age.	Of 36 and under 55 years of age.	Of 55 and under 100 years of age.	Of 100 and upwards.		Who are Deaf and Dumb, under fourteen years of age.	Who are Deaf and Dumb, aged fourteen years and upwards.	Who are Deaf and Dumb, of the age of twenty-five and upwards.	Who are blind.	ALIENS—Foreigners not naturalized.	Who are Deaf and Dumb, under fourteen years of age.	Who are Deaf and Dumb, aged fourteen years and upwards.	Who are blind, of the age of twenty-five and upwards.	Who are blind.
																								under 14	14 to 25	25, &c.			under 14	14 to 25	25, &c.	
																							2								
																							11								
																							9								
																							12								
																							3								
																							5								
3	4		1			2	1	1	1	1													22								
																							8								
1						1																	4								
																							8								
																							1								
																							5								
																							6								
																							2								
																							5								
																							1								
																							5								
																							3								
																							5								
																							10								
																							6								
4	1				2	2	1	1	1														145								

349

SCHEDULE of the whole number of Persons within the Division allotted to Thomas

Name of County, City, Ward, Town, Township, Parish, Precinct, Hundred, or District.	NAMES OF HEADS OF FAMILIES.	FREE WHITE PERSONS, (INCLUDING HEADS OF FAMILIES.) MALES. Under five years of age.	Of five and under ten.	Of ten and under fifteen.	Of fifteen and under twenty.	Of twenty and under thirty.	Of thirty and under forty.	Of forty and under fifty.	Of fifty and under sixty.	Of sixty and under seventy.	Of seventy and under eighty.	Of eighty and under ninety.	Of ninety and under one hundred.	Of one hundred and upwards.	FEMALES. Under five years of age.	Of five and under ten.	Of ten and under fifteen.	Of fifteen and under twenty.	Of twenty and under thirty.	Of thirty and under forty.	Of forty and under fifty.	Of fifty and under sixty.	Of sixty and under seventy.	Of seventy and under eighty.	Of eighty and under ninety.	Of ninety and under one hundred.
		under 5	5 to 10	10 to 15	15 to 20	20 to 30	30 to 40	40 to 50	50 to 60	60 to 70	70 to 80	80 to 90	90 to 100	100, &c.	under 5	5 to 10	10 to 15	15 to 20	20 to 30	30 to 40	40 to 50	50 to 60	60 to 70	70 to 80	80 to 90	90 to 100
(Valley)	part of Harrall's & Young's Dists	58	36	20	15	43	33	12	2	5					55	26	23	13	42	18	9	3	2		1	
	Palance of Youngs "	47	34	28	29	52	37	13	9	2					83	37	27	26	41	26	15	2	2			
	" " Harralls "	29	11	5	6	23	14	7	1	1					43	20	9	9	23	8	3		1			
	Hemphills District	56	41	25	12	36	34	11	8	2					60	31	18	22	40	16	11	2	2			
	Talbotton	21	8	5	9	28	14	6	1						13	12	11	10	19	4	4	1	1			
	Edwards's District	93	56	41	26	56	46	25	14	2	2				73	58	43	32	61	30	14	5	8			
	Duprees "	105	57	27	26	69	39	18	8	5		1			67	46	38	32	64	31	12	8	3			
	Palyews "	35	19	22	19	27	22	14	9	2					39	27	18	26	25	14	11	2	4	2		
	Parks "	38	27	16	8	20	26	5	2	4	1				29	25	14	17	21	16	5	4		1		
	Mathews "	21	8	9	8	9	4	9	1	1					16	12	4	7	6	7	5	1	1			
	Totals	503	317	198	158	363	269	120	55	24	3	1			478	294	205	194	342	170	89	28	24	3	1	

M Dowell ... District (or Territory) of Georgia 1837

SLAVES. MALES. Under 10 years of age	10 to 24	24 to 36	36 to 55	55 to 100	100, &c.	FEMALES. Under 10 years of age	10 to 24	24 to 36	36 to 55	55 to 100	100, &c.	FREE COLORED PERSONS. MALES. Under 10 years of age	10 to 24	24 to 36	36 to 55	55 to 100	100, &c.	FEMALES. Under 10 years of age	10 to 24	24 to 36	36 to 55	55 to 100	100, &c.	TOTAL.	IN the persons included in the foregoing. Deaf and Dumb	Blind	Insane and Idiots	AGGREGATE. Persons in each	SLAVES AND COLORED PERSONS, included in foregoing. Deaf and Dumb	Blind	Insane and Idiots
41	39	21	13	3		43	30	31	17	1			1											656		2				
50	49	24	16	5		60	59	28	18	3														872		1				
23	11	10	8	3		11	12	11	4															259						
52	47	32	14	2		59	52	29	13	3														745						
30	16	18	9	1		28	22	17	8	1														305						
71	87	33	23	3		76	76	37	14	2														1117						
9	39	24	8	2		55	37	22	10	4														906						
5	22	13	3	3		27	18	12	5	1				1										467						
4	21	14	12			37	22	20	5	1	1													436						
2	4		1			2	2	1	1	1														145	✓					
17	335	189	107	22		398	330	208	95	17	1		1		1									Total	5940	1		4		1

of the foregoing there are

2011 Free white male persons
1828 " " Female "
1050 Male Slaves
1049 Female Slaves
2 Free Colored male persons

United States of America
District of Georgia } ss

The number of persons within my division consisting of Two thousand and Eleven Free white male persons, Eighteen hundred and twenty eight free white female persons; One thousand and fifty Male slaves; One thousand and forty nine female Slaves, and two free colored male persons appears in the foregoing schedule. Subscribed by me this Thirtieth day of November in the year One thousand Eight hundred and thirty

Thomas C McDowell
Assistant to the Marshal of the
District of Georgia

We hereby certify that a correct copy of the above schedule signed by the said Thomas C McDowell has been set up at the of the most public Places within the division open to the inspection of all concerned.

James W Seals
John F Fleming

P. 4.)

351

SCHEDULE of the Whole number of Persons within the District

| Towns, Townships, Parishes, Hundreds or Districts | | NAMES of HEADS OF FAMILIES. | FREE WHITE PERSONS, (INCLUDING HEADS OF FAMILIES.) MALES | | | | | | | | | | | | | FREE WHITE PERSONS, (INCLUDING HEADS OF FAMILIES.) FEMALES | | | | | | | | | | | SLAVES MALES | | | | | | | | | | | SLAVES FEMALES | | | | | | | | | | | FREE COLORED PERSONS | | | | | | | | | | |
|---|---|---

SCHEDULE ... of Persons ... by the Marshal of the ... District (or Territory) of ...

SLAVES. Males: Under ten years of age	Of ten and under twenty-four	Of twenty-four and under thirty-six	Of thirty-six and under fifty-five	Of fifty-five and under one hundred	Of one hundred and upwards	Females: Under ten years of age	Of ten and under twenty-four	Of twenty-four and under thirty-six	Of thirty-six and under fifty-five	Of fifty-five and under one hundred	Of one hundred and upwards	FREE COLORED PERSONS. Males: Under ten years of age	Of ten and under twenty-four	Of twenty-four and under thirty-six	Of thirty-six and under fifty-five	Of fifty-five and under one hundred	Of one hundred and upwards	Females: Under ten years of age	Of ten and under twenty-four	Of twenty-four and under thirty-six	Of thirty-six and under fifty-five	Of fifty-five and under one hundred	Of one hundred and upwards	TOTAL	WHITE PERSONS included in the foregoing: Who are Deaf and Dumb, under fourteen years of age	Who are Deaf and Dumb, of the age of fourteen and under twenty-five	Who are Deaf and Dumb, of twenty-five and upwards	Who are blind	ALIENS—Foreigners not naturalized	SLAVES AND COLORED PERSONS, included in foregoing: Who are Deaf and Dumb, under fourteen years of age	Who are Deaf and Dumb, of the age of fourteen and under twenty-five	Who are Deaf and Dumb, of the age of twenty-five and upwards	Who are blind
under 10	10 to 24	24 to 36	36 to 55	55 to 100	100, &c.	under 10	10 to 24	24 to 36	36 to 55	55 to 100	100, &c.	under 10	10 to 24	24 to 36	36 to 55	55 to 100	100, &c.	under 10	10 to 24	24 to 36	36 to 55	55 to 100	100, &c.		under 14	14 to 25	25, &c.			under 14	14 to 25	25, &c.	
20	17	12	7	3		18	16	11	8															264									
7	10	5	4			12	6	12	4	1			1											194				2					
15	12	4	2			13	8	8	5															198									
20	13	7	5	2		14	22	6	4	1														267									
10	12	5				20	10	9	2															219				1					
40	21	9	8	1		21	23	12	12	1														310									
10	3	3	3	2		5	4	2		1														70									
21	88	45	29	8		103	89	59	35	4			1											1528				3					
6	4	9	5	3		10	7	9	4															158									
2	7	1	3			1	5	2																131									
6	11	10	8	3		11	12	11	4															289									
15	11	10	3			13	16	5	2	1														110									
21	12	11	4	1		16	12	8	1															245	1								
10	9	5	2			14	11	4	2															197									
21	15	6	5	1		16	18	12	8	2														198									
49	47	38	14	2		59	52	29	13	3														745	1								
1	3	4	1			2	6	2	2															64									
19	13	14	8	1		26	16	15	6	1														243									
26	25	5	3			16	21	7	1															257									
29	32	13	7	1		31	27	15		1														310									
7	7	4	4	1		5	11	4	2															168									
8	14	8	5			16	12	6	7	1														226									
11	9	3	4	1		8	5	5	4	1														156									1
101	103	57	32	4		104	98	54	22	3														1424									1

3

SCHEDULE of the whole number of Persons within the Division Allotted to

Name of County, City, Ward, Town, Township, Parish, Precinct, Hundred, or District.	NAMES OF HEADS OF FAMILIES.	FREE WHITE PERSONS, (INCLUDING HEADS OF FAMILIES.) MALES. Under five years of age.	Of five and under ten.	Of ten and under fifteen.	Of fifteen and under twenty.	Of twenty and under thirty.	Of thirty and under forty.	Of forty and under fifty.	Of fifty and under sixty.	Of sixty and under seventy.	Of seventy and under eighty.	Of eighty and under ninety.	Of ninety and under one hundred.	Of one hundred and upwards.	FEMALES. Under five years of age.	Of five and under ten.	Of ten and under fifteen.	Of fifteen and under twenty.	Of twenty and under thirty.	Of thirty and under forty.	Of forty and under fifty.	Of fifty and under sixty.	Of sixty and under seventy.	Of seventy and under eighty.	Of eighty and under ninety.	Of ninety and under one hundred.
		under 5	5 to 10	10 to 15	15 to 20	20 to 30	30 to 40	40 to 50	50 to 60	60 to 70	70 to 80	80 to 90	90 to 100	100, &c.	under 5	5 to 10	10 to 15	15 to 20	20 to 30	30 to 40	40 to 50	50 to 60	60 to 70	70 to 80	80 to 90	90 to 100
Dupree's District	21	19	17	4	5	16	11	5	3			1			22	12	10	8	12	6	2	3				
	22	34	18	11	8	11	10	6	1						17	8	9	2	11	11	3	2	1			
	23	16	7	6	4	17	8	2	2	1					6	7	6	12	15	5	3	1				
	24	24	5	3	4	16	7	4	2	2					12	14	13	8	17	6	3	1	1			
	25	12	10	3	5	9	3	1		2					10	5		2	9	3	1	1	1			
		105	57	27	26	69	39	18	8	5	"	1	"	"	67	46	38	32	64	31	12	8	3	"	"	
Baligan's District	26	8		6	2	2	7	2	2						14	7	4	2	6	3	2					
	27	21	12	6	11	10	11	6	2	1					14	7	9	9	12	4	6		2	2		
	28	6	7	10	6	15	4	6	5	1					11	13	5	15	7	7	3	2	2			
		35	19	22	19	27	22	14	9	2	"	"	"	"	39	27	18	26	25	14	11	2	4	2	"	"
Bucks District	29	17	17	8	5	9	13	3	1	2	1				14	13	9	9	12	9	2	2		1		
	30	21	10	8	3	11	11	2	1	2					15	12	5	8	9	7	3	2				
	[illegible]	38	27	16	8	20	26	5	2	4	1	"	"	"	29	25	14	17	21	16	5	4	"	1	"	"
Mathews District	[illegible]	21	8	9	8	9	4	9	1	1					16	12	4	7	6	7	5	1	1			

SLAVES. Males. Under ten years of age	Of ten and under twenty-four	Of twenty-four and under thirty-six	Of thirty-six and under fifty-five	Of fifty-five and under one hundred	Of one hundred and upwards	Females. Under ten years of age	Of ten and under twenty-four	Of twenty-four and under thirty-six	Of thirty-six and under fifty-five	Of fifty-five and under one hundred	Of one hundred and upwards	FREE COLORED PERSONS. Males. Under ten years of age	Of ten and under twenty-four	Of twenty-four and under thirty-six	Of thirty-six and under fifty-five	Of fifty-five and under one hundred	Of one hundred and upwards	Females. Under ten years of age	Of ten and under twenty-four	Of twenty-four and under thirty-six	Of thirty-six and under fifty-five	Of fifty-five and under one hundred	Of one hundred and upwards	TOTAL	WHITE PERSONS included in the foregoing. Who are Deaf and Dumb, under fourteen years of age	Who are Deaf and Dumb, of the age of fourteen and under twenty-five	Who are Deaf and Dumb, of twenty-five and upwards	Who are blind	ALIENS—Foreigners not naturalized	SLAVES AND COLORED PERSONS, included in foregoing. Who are Deaf and Dumb, under fourteen years of age	Who are Deaf and Dumb, of the age of fourteen and under twenty-five	Who are Deaf and Dumb, of the age of twenty-five and upwards	Who are blind
under 10	10 to 24	24 to 36	36 to 55	55 to 100	100, &c.	under 10	10 to 24	24 to 36	36 to 55	55 to 100	100, &c.	under 10	10 to 24	24 to 36	36 to 55	55 to 100	100, &c.	under 10	10 to 24	24 to 36	36 to 55	55 to 100	100, &c.		under 14	14 to 25	25, &c.	3		under 14	14 to 25	25, &c.	1
20	16	7	4			21	17	10	4															255									
18	13	9	1			15	11	7	3															240									
16	8	7	3	2		14	6	4	3	3														178				1					
1	2					5	2	1		1														154									
		1					1																	79									
39	39	24	8	2		55	37	22	10	4														906				1					
11	9	6	1			8	2	5	2						1									112									
8	5	1		2		6	6	1																174									
6	8	1	2	1		13	10	6	3	1														181									
25	22	13	3	3		27	18	12	5	1					1									467									
16	12	9	9			26	13	15	2															258									
8	9	5	3			11	9	5	3	1	1													185									
24	27	14	12			37	22	20	5	1	1													436									
6	4		1			2	2	1	1	1														185									
																							Total	5940									

for fourth information [illegible] Grand Total

Exd & Corrected

— 4934 —

Lehmanowski

| | | |

	MALES														FEMALES											
	under 5	5 to 10	10 to 15	15 to 20	20 to 30	30 to 40	40 to 50	50 to 60	60 to 70	70 to 80	80 to 90	90 to 100	100 to 110	110 to 120	under 5	5 to 10	10 to 15	15 to 20	20 to 30	30 to 40	40 to 50	50 to 60	60 to 70	70 to 80	80 to 90	90 to 100
	18	9	9	6	17	14	7	1	2						12	10	5	6	13	7	2	2	2			
	1	1	2	1			1									2	1				1					
				1	1														1							
	1			1														1								
					1										1			1								
									1						1								1			
					1										2				1							
		1	3			1									2			1		1						
				1		1									1				1							
			1				1								1	1	1		1	1						
			1	1		1									1	1			1				1			
		2				1									2				1							
			1					1								1	1	1	1			1				
									1												2	2				
	2		2			1									1	2				1						
	1	1	1	2		1										1	1	1	1							
	2		2			1										1		2			1					
						1											1		1							
	1	2		1	1	1											1				1					
	1					1									2				1				1			
			1	2			1												1							
		2			1	1									2				1							
		2		1	1	1									1		1			1						
	2				1										1			1	1							
		2				1									1	1			1							
	1		1	1			1								1		2		1							
					2	1									2	2	1		1							

| | | |

| | | |

	65	36	47	38	52	41	23	13	7	2				67	45	33	36	47	28	15	5	6	1	1
									1								2				1			
	2					1								1				1						
				1	2		1										1				1			
	2	1				1												1						
		1				1													1					
			2													1	1			1				
	1			1			1							1						1				
	2	1		1			1												1	1				
																						1		
	4				1									2	1		1	1						
		1	1						1						1	1	1				1			
	2					1								1				1						
					1														1					
	2	2	3			1					1				1				1					
	2	1					1							1					1					
	1			1		1								1	1			1						
	2	1		1		2								1				1						
	2	2	1			1								1	2	1		1						
	1	1		1		1								1				1						
		1			1				1					1	1			1			1			
	1	1	1	1		1									1			1						
	1		2	1	1		1										2	1		1				
			1	1	1	1								1	2			1						
	2		1		1										1			1						
	2	1		1			1								1	2		1						
				1													1							
	19	11	10	9	7	19	9	1	3	2				19	11	5	13	17	3	2	11	1	1	1

0435

| | | |



MALES

| | | |

| | | |



0 4 4 4







	TOTAL	MALES						FEMALES					
		Of one hundred and upwards.	Of fifty-five and under sixty.	Of thirty-five and under forty.	Of twenty-four and under thirty.	Of ten and under twenty.	Under ten years of age.	Of one hundred and upwards.	Of fifty-five and under sixty.	Of thirty-five and under forty.	Of twenty-four and under thirty.	Of ten and under twenty.	Under ten years of age.
	1						1						
	2						1						1
	1						1						
	1						1						
	1						1						
	3						2						1
	15						7						8
	4						2						2
	9						4						5
	7						3						4
	2						1						1
	6						3						3
	12						5						7
	15						7						8
	14						6						8
	11						5						6
	14						6						8
	2						1						1
	13						6						7
	35						16						19
	7						3						4
	12						6						6
	6						3						3
	5						2						3
	8						4						4
	3						1						2
	10						5						5
	9						4						5
	24						11						13
	8						4						4
	1754	1	2	3	3	7	5	2	4	11	13	19	19

	Males													Females										
	Under five years of age	Of five and under ten	Of ten and under fifteen	Of fifteen and under twenty	Of twenty and under thirty	Of thirty and under forty	Of forty and under fifty	Of fifty and under sixty	Of sixty and under seventy	Of seventy and under eighty	Of eighty and under ninety	Of ninety and under one hundred	Of one hundred and upwards	Under five years of age	Of five and under ten	Of ten and under fifteen	Of fifteen and under twenty	Of twenty and under thirty	Of thirty and under forty	Of forty and under fifty	Of fifty and under sixty	Of sixty and under seventy	Of seventy and under eighty	Of eighty and under ninety
	under 5	5 to 10	10 to 15	15 to 20	20 to 30	30 to 40	40 to 50	50 to 60	60 to 70	70 to 80	80 to 90	90 to 100	100, etc.	under 5	5 to 10	10 to 15	15 to 20	20 to 30	30 to 40	40 to 50	50 to 60	60 to 70	70 to 80	[illegible]
[illegible] Aggregate brot. over	205	157	153	125	197	123	72	40	30	10	2			208	146	106	125	153	184	60	44	33	9	4
[illegible] Frederick Harris						1										1			1					
[illegible] Isaiah C. Fitten					1													1						
" Reuben Lemsford					1																			
" James Towns							1																	
" James Smith									1															
" Elizabeth Smith			1	1											1	2	2			1				
" Hannah Daniel				1												1	1			1				
" Susan Bridges				2	1													1			1			
" William Weard						1																		
" Lucy Wade			1											1	1				1					
" Elizabeth Wilson																					1			
" Nathan Allen								1								1			1					
" Nancy King				1												2				1				
" James Napp	2	1					1								2									
" Margaret Swan																	1			1				
General Aggregate	210	160	155	130	200	125	74	41	31	10	2			209	150	113	129	160	107	64	46	33	9	4

The number of persons within my division consisting of four thousand nine hundred

We hereby certify that a correct copy of the above Schedule signed by the said Leonidas B. Mercer has been set [illegible]

| | | |

Recapitulation

White Males 1138 Slaves Male 1352 Free Coll Males 1[illegible]
Do Females 1024 Do Female 1383 Do Females 1[illegible]
Total Whites 2162 Total Slaves 2735 Total free persons 37[illegible]

Grand Total 4934 Amongst these are 2 Whites [illegible]
1 Ditto [illegible]
6 Alient
1 Black [illegible]
1 Ditto [illegible]

Correct

FREE COLORED PERSONS

MALES | FEMALES | TOTALS

2040

Memo

NAMES OF FAMILIES.	MALES.														FEMALES.										
	under 5	5 to 10	10 to 15	15 to 20	20 to 30	30 to 40	40 to 50	50 to 60	60 to 70	70 to 80	80 to 90	90 to 100	100 to 110	110 to 120	under 5	5 to 10	10 to 15	15 to 20	20 to 30	30 to 40	40 to 50	50 to 60	60 to 70	70 to 80	80 to 90
John Mattox			2	2				1									1				1				
Wm. Moyers	1	1				1											1				1				
James Anderson	1				1										2				1						
Joseph C. Davis					1														1						
Isaac Higs	1	1					1								1	1	1		1						
Edward Evans	1				1										1				1						
William Lankford	1	2	2				1								1		1			1					
William Warren	1					1									2					1					
William Stephens				2														1							
Archibald Hodges					1													1							
Aaron B. Strickland	2					1									1	1				1					
Elijah Padgett	1	1					1								1		1			1					
Michael M. Mattox					1										1		1	1		1					
Thomas Faulkner					1										1				1		1				
Joseph Docherty	1		1		1		1									1	1				1				
Isaiah Strickland				2			1														1				
James Easterlin		1				1									2	1	1		1						
George Johnson						1									1				1						
James Langmore	2				1										1	1			1						
Samuel D. Simmons	1		1			1									1	2	1			1					
George W. Mc all	1				1														1						
Gabriel Strickland	1	1	2	1				1							1	1			1						
Wyllis anderson					1										2				1						
Henry Sapp	1	2					1								1		1	1		1					
McElroy Overstreet						1									1					1		1			
Isaac Handfield					3												1				1				
	16	9	8	7	13	7	6	2	0	0	1	0	0		20	8	11	4	11	7	6	1	1	0	0

MALES					FEMALES					MALES					FEMALES					TOTALS				
4			1		3		1													17				
																				15				
																				15				
																				12				
					1															17				
																				15				
																				19				
																				15				
					2															13				
																				15				
																				11				
1							1													16				
																				14				
																				14				
																				17				
																				14				
																				19				
																				16				
1					2	1	1													18				
																				14				
																				14				
																				14				
																				14				
																				14				
																				14				
																				15				
																				14				
																				15

[illegible] (INCLUDING HEADS OF FAMILIES.)

NAMES OF HEADS OF FAMILIES.	MALES. Under five years of age	Of five and under ten	Of ten and under fifteen	Of fifteen and under twenty	Of twenty and under thirty	Of thirty and under forty	Of forty and under fifty	Of fifty and under sixty	Of sixty and under seventy	Of seventy and under eighty	Of eighty and under ninety	Of ninety and under one hundred	Of one hundred and upwards	FEMALES. Under five years of age	Of five and under ten	Of ten and under fifteen	Of fifteen and under twenty	Of twenty and under thirty	Of thirty and under forty	Of forty and under fifty	Of fifty and under sixty	Of sixty and under seventy	Of seventy and under eighty	Of eighty and under ninety
	under 5	5 to 10	10 to 15	15 to 20	20 to 30	30 to 40	40 to 50	50 to 60	60 to 70	70 to 80	80 to 90	90 to 100	100 to	under 5	5 to 10	10 to 15	15 to 20	20 to 30	30 to 40	40 to 50	50 to 60	60 to 70	70 to 80	80 to 90
Thomas Kite		1	1		1									1				X			1			
Joel Duke	1				1									1				1						
William Conner	1	3				1													1					
Frederick Douglas	2		1	1	1	1								1	2	2	1		2					
John Tooth	1		1		1	1								1			1	1						
James Underwood			1				1							1	2					1				
Harriet Elliot	1														1	2	1		1					
Lewis Strickland			1		1			1						1		1	3				1			
James Drawdy		1				1								1		1			1					
Henry Strickland		1	1			1								2	1	1			1					
Tarlton Knight	1	1	1			1								1			1	1						
Seth Knight	1	1	1			1								1	1				1					
John Conner		1	2				1							1	1	1			1					
James B. Stripling	2	2				1								1	1	2		1						
John H. Smith	1		1	1	1	2								1	2		1	2	1				1	
Edward D. Todd	2	1			1									1	1			1						
Wm. Lawrence Jr.	1				1									2				1						
Z. L. Boggs	1				2									1				1						
William Deloatch	2	1	1			1								1	3			1						
Jesse Lawrence	1	1	1	1	2		1											1						
Isham Stephens	1				2									1			1	1						
John Perrell	2				1									1				1						
Benj. Brewton	2					1												1						
Abraham Deloatch	1		2				1							2	2					1				
Lemuel Deloatch	1				1									1			1							
Wm. Waters	2	1	1			1									1	2			1					
	17	15	15	3	16	13	4	1	4	1	4	1	1	23	18	12	11	15	11	2	2	1	1	0

0 4 5 5

[illegible] Persons within the [illegible] Assigned to

NAMES OF PATRONS.	FREE WHITE PERSONS, (INCLUDING HEADS OF FAMILIES.)																								
	MALES														FEMALES										
	Under 5 years of age	From 5 to 10 years of age	From 10 to 15 years of age	From 15 to 20 years of age	From 20 to 30 years of age	From 30 to 40 years of age	From 40 to 50 years of age	From 50 to 60 years of age	From 60 to 70 years of age	From 70 to 80 years of age	From 80 to 90 years of age	From 90 to 100 years of age	From 100 to 110 years of age		Under 5 years of age	From 5 to 10 years of age	From 10 to 15 years of age	From 15 to 20 years of age	From 20 to 30 years of age	From 30 to 40 years of age	From 40 to 50 years of age	From 50 to 60 years of age	From 60 to 70 years of age	From 70 to 80 years of age	From 80 to 90 years of age	From 90 to 100 years of age	From 100 to 110 years of age
	under 5	5 to 10	10 to 15	15 to 20	20 to 30	30 to 40	40 to 50	50 to 60	60 to 70	70 to 80	80 to 90	90 to 100	100 to 110		under 5	5 to 10	10 to 15	15 to 20	20 to 30	30 to 40	40 to 50	50 to 60	60 to 70	70 to 80	80 to 90	90 to 100	100 to 110
James Penrose	2				1														1						
John Sikes	1					1									1				1						
Martha Hill	1	1														1			1		1				
Joseph Sikes	4	1		1				1							1	1	2		2		1				
John Rogers	2	1					1								2	2				1					
Mr. Rogers	2	1	2			1									1	1				1					
William Eason		1	1	1	1			1										1	1			1		1	
Daniel Sikes	1	1			1											1			1						
Rody Mathis	2	2					1																		
Jesse Collins	1	1		1	1			1								1	1				1				
David H. Collins	1	1			1													1	1						
Fredrick Holland	1	2				1									1	1			1						
Martha Powell	1	1		1	2												2	1			1				
Abel Canara	1	1			1										2				1						
A. B. Norman	1	2				1									1	1				1					
John Odom	2					1													1						
Mr. Sasser	1				1										2				1						
Joseph Collins	1		2	2	1				1													1			
Wm H. Collins	1				1										1				1						
Silas B. Sikes	1				2			1										1	1			1			
Joseph English	1	1			1		1										2	1			1				
Neal Collins	1					1														1					
William Johns	1		1		1										1					1					
Hardy Collins	1		1				1														1				
Horatio Cobb	2		1	1			1									1			1		1				
N. T. Baysmore	1				1													1							
	17	6	4	7	16	6	4	4	2	0	0	0	0		13	11	7	6	15	5	7	3	0	0	0

	MALES														FEMALES											
	Under 5 years of age	5 to 10	10 to 15	15 to 20	20 to 30	30 to 40	40 to 50	50 to 60	60 to 70	70 to 80	80 to 90	90 to 100	100 & upwards		Under 5 years of age	5 to 10	10 to 15	15 to 20	20 to 30	30 to 40	40 to 50	50 to 60	60 to 70	70 to 80	80 to 90	90 to 100	100 & upwards
Lewis Cobb		1				1														1	1					
Rufus Curry	2						1									1	1			1						
Benj. Sapp	1	1			1				1											1		1				
John Holland	2	1	2				1									1			1							
John Sapp	1	1	1			1													1							
Sarah Collins	1	1	2	1	1			1								2				1						
John Lynn	2	1	1			1									2		1			1						
John Mc Donald	2		1				1								2	1		1		1						
James A. Tippins		1			1		1								1	1	1	1			1					
Joseph Collins Jr	1	1				1														1						
Shadrach Sapp		1					1			1					2		1		2							
Solomon Lynn	2	2	2			1										1	1			1						
Daniel Mc Lee	1	1		1	1													1								
Zebulon Holandsworth	1	1				1									2	2				1						
James Robertson	1				1										1	1				1						
Stephen Kennedy	2	1				1										2	3			1						
James M Hem	1				1														1							
Elijah Mobley Jr	1		1	2			1										1			1						
James Drake			1	1				1		1							1						1			
John Kennedy								1									2		1			1				
William Hodges		1	1		1			1							1		1	2			1					
Ezekiel Stafford		1	1	1	1			1									1	1	1							
Charles Sexton	2			1	2		1								2			2	1							
Levi Wright	1				1										2				1							
Joseph Summers	1	1	3		2		1								2			2			1					
Charles Mc Alle	2					1													1							
	11	11	16	7	13	8	8	5	1	2	5	5	5		17	12	13	11	11	9	6	2	1	5	5	5

[illegible] of [illegible] number of Persons within the Division allotted to [illegible]

NAMES OF FAMILIES	FREE WHITE PERSONS, (INCLUDING HEADS OF FAMILIES) — MALES: Under five years of age	Of five and under ten	Of ten and under fifteen	Of fifteen and under twenty	Of twenty and under thirty	Of thirty and under forty	Of forty and under fifty	Of fifty and under sixty	Of sixty and under seventy	Of seventy and under eighty	Of eighty and under ninety	Of ninety and under one hundred	Of one hundred and upwards	FEMALES: Under five years of age	Of five and under ten	Of ten and under fifteen	Of fifteen and under twenty	Of twenty and under thirty	Of thirty and under forty	Of forty and under fifty	Of fifty and under sixty	Of sixty and under seventy	Of seventy and under eighty	Of eighty and under ninety	Of ninety and under one hundred
	under 5	5 to 10	10 to 15	15 to 20	20 to 30	30 to 40	40 to 50	50 to 60	60 to 70	70 to 80	80 to 90	90 to 100	100 to 110	[illegible]	[illegible]	10 to 15	15 to 20	20 to 30	30 to 40	40 to 50	50 to 60	60 to 70	70 to 80	80 to 90	90 to 100
William Tippins	2	2				1									2	2			1						
Joseph Tillman	1	1	1			1									1	2			1						
Edward Kennedy	2	1	2	1	2			1							2	1				1			1		
Stephen Bowen										1													1		
John Chesher		1						1						1	1	1				1					
James Hancock						1													1						
William Tootle	3			1	1													1							
Shadrach Hancock	2	2				1												1							
Frederick Jenkin	1	1	1	1			1							1	1				1						
Wm. Mann					1									2				1							
Thomas Grace	2	1					1							1	1	2			1						
John Mattox Jr.	1				1													1							
B. M. Colson						1								1				1							
Thomas Archer	1						1								1	2	1		1						
William Hodges	2		1	1	1			1								1	1			1					
B. W. Grimer		1			1									3				1							
John Sharpe				1					1													1			
Benj. Stripling			1					1													1				
Peter Evan									1									1				1			
John Braseweer	2					1								1	1			1							
Mark Davis				1													1				1				
John Nelson			1		1		1														1				
James Turner	1			2					1					1				1		1					
James Cobb							1							2	2	1				1					
Zilpah Colling																							1		
Alan Johnson				1				1								1				1					
	21	10	7	9	8	6	5	5	3	1	0	0	0	15	12	13	3	9	6	6	3	2	3	0	0

| | | |

[illegible] of Persons within [illegible] allotted to

	[illegible] FREE WHITE PERSONS, (INCLUDING HEADS OF FAMILIES.)																							
	MALES													FEMALES										
	Under five years of age	Of five and under ten	Of ten and under fifteen	Of fifteen and under twenty	Of twenty and under thirty	Of thirty and under forty	Of forty and under fifty	Of fifty and under sixty	Of sixty and under seventy	Of seventy and under eighty	Of eighty and under ninety	Of ninety and under one hundred	Of one hundred and upwards	Under five years of age	Of five and under ten	Of ten and under fifteen	Of fifteen and under twenty	Of twenty and under thirty	Of thirty and under forty	Of forty and under fifty	Of fifty and under sixty	Of sixty and under seventy	Of seventy and under eighty	Of [illegible]
	under 5	5 to 10	10 to 15	15 to 20	20 to 25	25 to 30	30 to 35	35 to 40	40 to 45	45 to 50	50 to 55	55 to 60	60 to 65	under 5	5 to 10	10 to 15	15 to 20	20 to 25	25 to 30	30 to 35	35 to 40	40 to 45	45 to 50	50 to 55
Spencer Moore	1					1								1				1						
Stephen Williams	1					1								1	1	1	1	1	1			1	1	1
John James	1	1			1									1				1		1			1	
Emanuel Hammock	1	1	1		1			1						2	1	2	1	1		1			1	
Joshua Prescott	1	1	1	1			1								1	2			1					
Henry Smith	1	1					1							2	2	2	2			1				
Josiah Carpenter	1					1								2	1	1	1	1						
John Cowart			1	1				1													1			
John Anderson				1	1				1								1				1			
Sarah Coursey		1	1	1																				
John Duke	1				2				1												1			
Joseph J. Bell	1				1									1				1						
Reuben Nail								1	1													1		
Matthew Sapp	2					1												1						
Cullen Cowart			1		1												1							
Elijah Sapp			1	2				1							2				1					
John T. Sharpe	2	1				1									2				1					
James Standley					1												1							
Solomon Mitton					1											1		1						
Richard Wester			4				1							2		2		1						
Littleton Sharpe					1													1						
Ivy Smith									1										1					
Elhannah Mead	1					1			1					1	1				1					
Amos Anderson		1	2	1			1										1		1					
John Mobley						1																		
Martha Gause		1												1						1				
	12	8	12	7	10	7	4	3	4	1	0	0	0	14	11	9	8	10	6	2	3	1	0	0

| | | |

[illegible] of the whole number of Persons within the Division allotted to

NAMES OF HEADS OF FAMILIES	MALES: Under five years of age	Of five and under ten	Of ten and under fifteen	Of fifteen and under twenty	Of twenty and under thirty	Of thirty and under forty	Of forty and under fifty	Of fifty and under sixty	Of sixty and under seventy	Of seventy and under eighty	Of eighty and under ninety	Of ninety and under hundred	Of hundred and upwards	FEMALES: Under five years of age	Of five and under ten	Of ten and under fifteen	Of fifteen and under twenty	Of twenty and under thirty	Of thirty and under forty	Of forty and under fifty	Of fifty and under sixty	Of sixty and under seventy	Of seventy and under eighty	Of eighty and under ninety	Of ninety and under hundred
	under 5	5 to 10	10 to 15	15 to 20	20 to 30	30 to 40	40 to 50	50 to 60	60 to 70	70 to 80	80 to 90	90 to 100	100 &c.	under 5	5 to 10	10 to 15	15 to 20	20 to 30	30 to 40	40 to 50	50 to 60	60 to 70	70 to 80	80 to 90	90 to 100
Wm. Osten										1						1		1							
Jacob Sweeney	1				2				1													1			
Joseph Curry	1						1							1				1							
Wright Douglas	3					1									1	3		1							
H. W. Hancock	1	1			1									1				1							
Elisha Parker								1									1	1			1				
Wm. Price				1				1								1			1						
David Turner	2	1				1								2					1						
Isaiah Hardin	1					1								1	1	2			1						
Thomas Hall				1	1			1													1				
Wm. Todd			1				1							2	2	2			1						
David McAll	1				1									1			1								
John Douberly			2						1								1						1		
Daniel McNabb			1	1			1										1			1					
Jesse Lentford	1						1									1				1					
James Kracker	2	1	2				1							1	2				1						
Alexander McCoy							1											1		1					
Alexander Gordon	2	1	1				1							1		1	1		1						
John McDonald	2			1			1								1	2			1						
Archibald McNabb							1										1	1		1					
Wm. C. Willie			2				1							1					1						
Richard Thompson	1	2		1			1							2		2		1							
John McLeod		1						1							2	2			1						
Parker Sharpe	1	2				1											1	1		1					
James Williams		1	1			1													1						
Grove Sharp	2	1			1										1			1							
	21	11	10	5	5	5	11	4	2	1	0	0	0	13	11	17	7	10	10	5	2	1	1	0	0

Males					Females						Males						Females						Total	
																							2	
																							5	
																							4	
																							9	
																							5	
																							4	
																							5	
																							7	
																							7	
1	2	1	1		4	2	4	2															22	
								1															10	
																							4	
																							5	
																							5	
																							4	
1	2				2	3	1																21	
					1	2																	7	
																							9	
																							8	
																							4	
1								1	1														10	
																							10	
																							7	
																							7	
																							4	
																							95	
																							191	
																							192	

	Males													Females									
	Under five years of age	Of five and under ten	Of ten and under [illegible]	Of [illegible] and under [illegible]	Of [illegible] and under [illegible]	Of [illegible] and under [illegible]	Of forty and under [illegible]	Of fifty and under [illegible]	Of sixty and under [illegible]	Of seventy and under [illegible]	Of eighty and under [illegible]	Of ninety and under [illegible]	Of one hundred and upwards	Under five years of age	Of five and under ten	Of ten and under [illegible]	Of [illegible] and under [illegible]	Of [illegible] and under [illegible]	Of thirty and under [illegible]	Of [illegible] and under [illegible]	Of fifty and under [illegible]	Of [illegible] and under [illegible]	Of [illegible] and under [illegible]
	under 5	5 to 10	10 to 15	15 to 20	20 to 30	30 to 40	40 to 50	50 to 60	60 to 70	70 to 80	80 to 90	90 to 100	100, &c.	under 5	5 to 10	10 to 15	15 to 20	20 to 30	30 to 40	40 to 50	50 to 60	60 to 70	70 to 80
[illegible] Colman	1	1				1								2			1						
[illegible]	1	2			1									2	1			1					
[illegible] Fisher	[illegible]	1			1									2	1			1					
[illegible]	1				1									2				1					
[illegible]	[illegible]			1	1			1								1	1	1			1		
Charles Arnold	[illegible]									1						1					1		
[illegible] Alexander	1		2	1			1								1	1	2			1			
[illegible] McDilda	2	1				1									1			1	1				
Allen Tamron Jr.	1				1													1					
Allen Tamron Sr.	1				2				1							1		2			1		
Wm. E. Hudby	1	1				1								1				1					
Gartner Joyce	1				1													1					
Gideon Poppell	1	1				1								2	1	1			1				
Perryman Moody	2						1							1	2				1				
Aaron Strickland	1	2						1						2	2				1				
Wm. Cunnan Sr.	1	1		1	2		1							2	1	3				1			
Lewis Anderson		2		1	1				1						1				1				
Henry Sapp	3	1	3				1							1		1				1			
John F. Delbos						1									1			1					
Stephen Lewis	2	2	1		1									1				1					
Nathan Brewton				1	1				1							1	1				1		
John Ruis	1			1					1						1		1	1		1			
Edward Conner			1			1								2	1			1					
Matthew Chiser			1		2									2				1					
[illegible] Stephens	1	1	1											1	1	1				1			
[illegible]	[illegible]					1								3				1					
			4	6	15	7	4	2	4	1	0	0	0	26	15	11	6	16	5	5	4	0	0

| MALES | | | | | FEMALES | | | | | MALES | | | | | FEMALES | | | | |

SCHEDULE of the Number of Persons within the [illegible] allotted to

NAMES of HEADS OF FAMILIES.	FREE WHITE PERSONS, (INCLUDING HEADS OF FAMILIES.) MALES														FEMALES											
	Under 5 years of age	5 and under 10	10 and under 16	16 and under 18	18 and under 21	21 and under 26	26 and under 30	30 and under 40	40 and under 50	50 and under 60	60 and under 70	70 and under 80	80 and under 90	90 and under 100	100 and upwards	Under 5 years of age	5 and under 10	10 and under 16	16 and under 21	21 and under 26	26 and under 30	30 and under 40	40 and under 50	50 and under 60	60 and under 70	70 and upwards
	number of	5 to 10	10 to 16	16 to 18	18 to 21	21 to 26	26 to 30	30 to 40	40 to 50	50 to 60	60 to 70	70 to 80	80 to 90	90 to 100	100, &c.	number of	5 to 10	10 to 16	16 to 21	21 to 26	26 to 30	30 to 40	40 to 50	50 to 60	60 to 70	70 to upwards
David Hollands	2	1				1										1		1			1					
Alexander Smith					1														1							
Peter Branch																		1				1				
Nancy Wallman	1	1	1	1													1	1	2		1					
John Spears	1	1					1										1	1	1							
John Singleton	1					1										1				1						
Nancy Barnes		1	2															1	2		1					
Nathan Smart	1	1				1										1	2			1						
Jacob H. Stiatt					1											1				1						
Francis Smart									1													1				
Stephen Boyle	1	1	1	1			1										1		1		1					
Levi Martin	1	1					1									1	1			1						
Lacey Ayres		1	1																	1		1				
Naomi Perrot	1			1	1													1		1	1					
Wm Johnson		1	1	1			1										1	1	2		1					
Jacob Blocher			2		2				1							1			2			1				
Elijah Bacon			1	2			1										1	1			1					
Elizabeth Delaton					3													1	2			1				
Penelope Tyson			1	2													1	1		1						
Sarah Delvatch			1	1	1													1		1		1				
John Sands		1	1	1	1			1												1	1					
Luke Lapp			1					1									1				1					
Wm Johnson Jr								1													1					
Salem Lapp					2																					
Sarah M. Donald																				1				1		
Elizabeth Connell					2																1					
	9	11	13	13	14	3	2	6	2	1	1	1	1	1	1	6	11	11	12	7	5	10	3	3	1	1

Males					Females						Males						Female						Total	
																								47
																								2
																								2
																								9
																								6
																								4
																								7
1																								8
																								3
																								2
1																								9
																								6
	1	1						1																7
																								6
1	1	1			7	4	2																2	7
																								9
2	1		1		2	5	1	2	1														2	4
																								7
																								6
																								6
																								7
																								4
																								2
																								2
					1		1		1															7
																								3
	3	2	1	5	11	9	4	3	2	0	5	2	5	2	0	5	2	0	5	2	0	5	1	82

[illegible] (INCLUDING HEADS OF FAMILIES.)

[illegible]	MALES													FEMALES										
	Under five years of age	Of five and under ten	Of ten and under fifteen	Of fifteen and under twenty	Of twenty and under thirty	Of thirty and under forty	Of forty and under fifty	Of fifty and under sixty	Of sixty and under seventy	Of seventy and under eighty	Of eighty and under ninety	Of ninety and under one hundred	Of one hundred and upwards	Under five years of age	Of five and under ten	Of ten and under fifteen	Of fifteen and under twenty	Of twenty and under thirty	Of thirty and under forty	Of forty and under fifty	Of fifty and under sixty	Of sixty and under seventy	Of seventy and under eighty	Of eighty and under ninety
	under 5	5 to 10	10 to 15	15 to 20	20 to 30	30 to 40	40 to 50	50 to 60	60 to 70	70 to 80	80 to 90	90 to 100	100 & ex.	under 5	5 to 10	10 to 15	15 to 20	20 to 30	30 to 40	40 to 50	50 to 60	60 to 70	70 to 80	80 to 90
Mary Daniel			1												1	1	1							
James Bishop					1														1					
George Lewis					2				1									2			1			
Henry A Smith		1		1	1											1		1						
James Smith		1		1	1			1								1	1				1			
Joshua Dasher		1	1				1							2	1	1				1				
John Taylor				1	1				1								1	1			1			
Wm Wilder				1	1			1												1				
Stephen Mattock		2		1				1						2	2				1					
Grove Sharp Jr								1									2				1			
Thomas Summerall								1																
Jesse Copeland				1			1							2	1	1			1					
Hannah Standley		1	1	1											1		1		1					
Rebecca Standley		1	1											2					1					
Thomas Peacock					1					1													1	
James Perry		2						1			1				1	1	1		1					
John Joyce						1				1						2						1		
Ezekiel Clifton			1		1			1									1	3		1				
Wm Clifton			1				2								1				1					
Archibald McDuffie						1															1			
Isaac Boldren				1				1									1			1				
A. C. Tanner				1			1											1			1			
Joshua Stafford	1				1									1				1						
Martha McLelan																		1			1			
Thomas Woods											1												1	
Michael Douglas	1		2					1										1			1			
	1	9	8	9	10	2	5	9	2	2	2	0	0	9	8	10	9	11	7	4	8	1	2	0

Number of Persons within the Division entitled to

NAMES OF HEADS OF FAMILIES.	FREE WHITE PERSONS, (INCLUDING HEADS OF FAMILIES.)														FREE WHITE FEMALES.											SLAVES.	
	Under the age of 5	5 and under 10	10 and under 15	15 and under 20	20 and under 30	30 and under 40	40 and under 50	50 and under 60	60 and under 70	70 and under 80	80 and under 90	90 and under 100	100 and upwards	Under the age of 5	5 and under 10	10 and under 15	15 and under 20	20 and under 30	30 and under 40	40 and under 50	50 and under 60	60 and under 70	70 and under 80	80 and under 90	90 and under 100	100 and upwards	
Elijah Mathews Jr.	1					1									1			1				1				
Chas. Wright	1																		1				1			
John L. Mefford	1				1				1						1			1		1						
Aaron Smith					2																					
	3	1	1	1	3	1			1						2	0	1	2	1	1	0	1				
Aggregate Forwarded	174	100	106	70	123 124	65	53	41	21	7	2	0	0	156	116	113	75	116	71	55	31	10	9	0		
Total	174	115	106	71	123	65	53	41	21	7	2	0	0	158	115	114	68	112	68	43	31	5	9	1		

| MALES | | | | | FEMALES | | | | | | FREE COLOURED PERSONS. MALES | | | | | | FEMALES | | | | | | TOTAL. | WHITE PERSONS Employed in the following Occupations | | | | | |

[illegible] (INCLUDING HEADS OF FAMILIES.)

NAMES OF HEADS OF FAMILIES.	MALES.													FEMALES.										
	Under five years of age.	Of five and under ten.	Of ten and under fifteen.	Of fifteen and under twenty.	Of twenty and under thirty.	Of thirty and under forty.	Of forty and under fifty.	Of fifty and under sixty.	Of sixty and under seventy.	Of seventy and under eighty.	Of eighty and under ninety.	Of ninety and under hundred.	Of one hundred and upwards.	Under five years of age.	Of five and under ten.	Of ten and under fifteen.	Of fifteen and under twenty.	Of twenty and under thirty.	Of thirty and under forty.	Of forty and under fifty.	Of fifty and under sixty.	Of sixty and under seventy.	Of seventy and under eighty.	[illegible]
	under 5	5 to 10	10 to 15	15 to 20	20 to 30	30 to 40	40 to 50	50 to 60	60 to 70	70 to 80	80 to 90	90 to 100	100, &c.	under 5	5 to 10	10 to 15	15 to 20	20 to 30	30 to 40	40 to 50	50 to 60	60 to 70	70 to 80	80 to 90

Grand total — 3039
1 over 14 [illegible] — 2040
Amount [illegible]

18 Sheets

The number of persons within my division consisting of Two Thousand and ten appears in the foregoing schedule subscribed by me this 2d Nov 1820

Elijah Mattox Assistant to [illegible] marshal of [illegible] District of [illegible]

We hereby certify that a copy of the above schedule signed by the said Elijah Mattox has been set up at two of the most publick places within the division open to the inspection of all concerned

H. A. Smith
John Handley

FREE COLORED PERSONS.												TOTAL.	WHITE PERSONS included in this foregoing.					SLAVES AND COLORED PERSONS not included in foregoing				
MALES.				FEMALES.						MALES.						FEMALES.																	
Under 14 years of age.	14 and under 25 years of age.	25 and under 45 years of age.	45 and upwards.	Under 14 years of age.	14 and under 25 years of age.	25 and under 45 years of age.	45 and upwards.			Under 14 years of age.	14 and under 25 years of age.	25 and under 45 years of age.	45 and upwards.			Under 14 years of age.	14 and under 25 years of age.	25 and under 45 years of age.	45 and upwards.			Under 14 years of age.	14 and under 25 years of age.	25 and under 45 years of age.	45 and upwards.			Under 14 years of age.	14 and under 25 years of age.	25 and under 45 years of age.	45 and upwards.		
10 to 24	24 to 36	36 to 55	55 to 100	100 & upwards	Under 10	10 to 24	24 to 36	36 to 55	55 to 100	100 & upwards	Under 10	10 to 24	24 to 36	36 to 55	55 to 100	100 & upwards																	

[illegible] to

[illegible] OF FAMILIES.	[illegible] (INCLUDING HEADS OF FAMILIES.)																						
	MALES.													FEMALES.									
	Under five years of age	Of five and under [illegible]	Of [illegible] and under [illegible]	Of [illegible] and under [illegible]	Of [illegible] and under [illegible]	Of [illegible] and under [illegible]	Of [illegible] and under [illegible]	Of [illegible] and under [illegible]	Of [illegible] and under [illegible]	Of [illegible] and under [illegible]	Of [illegible] and under [illegible]	Of [illegible] and under [illegible]	Of [illegible] and under [illegible]	Under five years of age	Of five and under [illegible]	Of [illegible] and under [illegible]	Of [illegible] and under [illegible]	Of [illegible] and under [illegible]	Of [illegible] and under [illegible]	Of [illegible] and under [illegible]	Of [illegible] and under [illegible]	Of [illegible] and under [illegible]	Of [illegible] and under [illegible]	Of [illegible] and under [illegible]
	under 5	5 to 10	10 to 15	15 to 20	20 to 25	25 to 30	30 to 35	35 to 40	40 to 45	45 to 50	50 to 55	55 to 60	60 to 65	under 5	5 to 10	10 to 15	15 to 20	20 to 25	25 to 30	30 to 35	35 to 40	40 to 45	45 to 50	50 to 55

(Exact - 2040)

Ex. by

H. Smith.

0 4 8 7

	Who are Deaf and Dumb, of the age of fourteen and under twenty-five.	
	Who are Deaf and Dumb, under fourteen years of age.	
	ALSO—Paupers, not under school.	
	Who are Blind.	
	Who are Deaf and Dumb, of twenty-five and upwards.	
	Who are Deaf and Dumb, of the age of fourteen and under twenty-five.	
	Who are Deaf and Dumb, under fourteen years of age.	
	Lunatic.	
FEMALES.	Of one hundred and upwards.	
	Of fifty-five and under one hundred.	
	Of thirty-six and under fifty-five.	
	Of twenty-four and under thirty-six.	
	Of ten and under twenty-four.	
	Under ten years of age.	
MALES.	Of one hundred and upwards.	
	Of fifty-five and under one hundred.	
	Of thirty-six and under fifty-five.	
	Of twenty-four and under thirty-six.	
	Of ten and under twenty-four.	
	Under ten years of age.	
FEMALES.	Of one hundred and upwards.	
	Of fifty-five and under one hundred.	
	Of thirty-six and under fifty-five.	
	Of twenty-four and under thirty-six.	
	Of ten and under twenty-four.	
	Under ten years of age.	
MALES.	Of one hundred and upwards.	
	Of fifty-five and under one hundred.	
	Of thirty-six and under fifty-five.	
	Of twenty-four and under thirty-six.	
	Of ten and under	

[illegible] of Persons [illegible] to

NAMES OF HEADS OF FAMILIES.		MALES.													FEMALES.											
		Under five years of age.	Of five and under ten.	Of ten and under fifteen.	Of fifteen and under twenty.	Of twenty and under thirty.	Of thirty and under forty.	Of forty and under fifty.	Of fifty and under sixty.	Of sixty and under seventy.	Of seventy and under eighty.	Of eighty and under ninety.	Of ninety and under one hundred.	Of one hundred and upwards.	Under five years of age.	Of five and under ten.	Of ten and under fifteen.	Of fifteen and under twenty.	Of twenty and under thirty.	Of thirty and under forty.	Of forty and under fifty.	Of fifty and under sixty.	Of sixty and under seventy.	Of seventy and under eighty.	Of eighty and under ninety.	[illegible]
		under 5	5 to 10	10 to 15	15 to 20	20 to 30	30 to 40	40 to 50	50 to 60	60 to 70	70 to 80	80 to 90	90 to 100	100, &c.	under 5	5 to 10	10 to 15	15 to 20	20 to 30	30 to 40	40 to 50	50 to 60	60 to 70	70 to 80	80 to 90	90 to 100
Recapitulation	p 1	16	9	8	7	13	7	6	2						20	8	10	4	11	7	6	1				
	p 2	27	15	15	3	16	13	4	1						23	18	12	10	15	10	2	2		1		
	3	27	6	8	7	16	6	4	4	2					13	11	7	6	15	3	7	3		1		
	4	16	11	16	7	13	8	8	5	1	2				17	12	13	10	10	9	6	2	1			
	5	20	10	7	9	8	6	5	5	3	1				15	12	13	3	9	6	6	3	2	3		
	6	12	8	12	7	10	7	4	3	4					14	11	9	8	10	6	3	3	1			
	7	21	11	10	5	5	5	11	4	2	1				13	10	17	7	10	11	5	2	1	1		
	8	21	16	9	6	15	7	4	2	4	1				26	15	11	6	16	5	5	4				
	9	9	10	13	10	14	3	2	6	2					6	10	11	12	7	5	10	3	3	1		
	10	2	9	4	9	10	2	5	9	2	2	2			9	8	10	9	11		4	8	1	2		
	11	3				3	1			1						2			2	1	1		1			
		173	105	106	70	123	65	53	41	21	7	2			156	118	113	73	118	64	55	31	10	9		

Georgia

| | | |

0 4 6

Cont. 2040 Ct. Reg. 11

| | | |

END